

# **Presentation of the national database on water services performance**



- **Convention Aarhus (25/061998)**

- Signed by 56 European countries
- Ensure access to environmental information

- **Report from national accounting court on water services (dec. 2003) :**

- Lack of transparency,
- Lack of performance control & reporting
- Need to compare & benchmark services

→ Recommendation : **implementation of performance indicators & reporting**

# Overall context

- **Water act dated 30/12/2006 :**

Implementation of a national observatory on water & sanitation services by the French national agency for water (Onema)

→ **national database**

→ **website on water services**


## ○ **What goals ?**

- **Allow easy & free access to data**
- **Help improve governance & transparency**
- **Centralise & standardise information**
- **Allow comparison between services**
- **Allow monitoring & reporting on services**

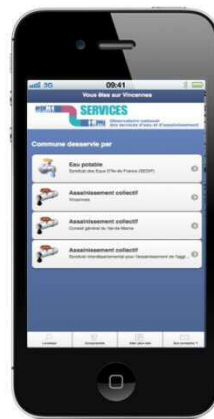

# Presentation of the database

- **Website:**

- [www.services.eaufrance.fr](http://www.services.eaufrance.fr)



- **Apps « SISPEA » under Iphone & Android**



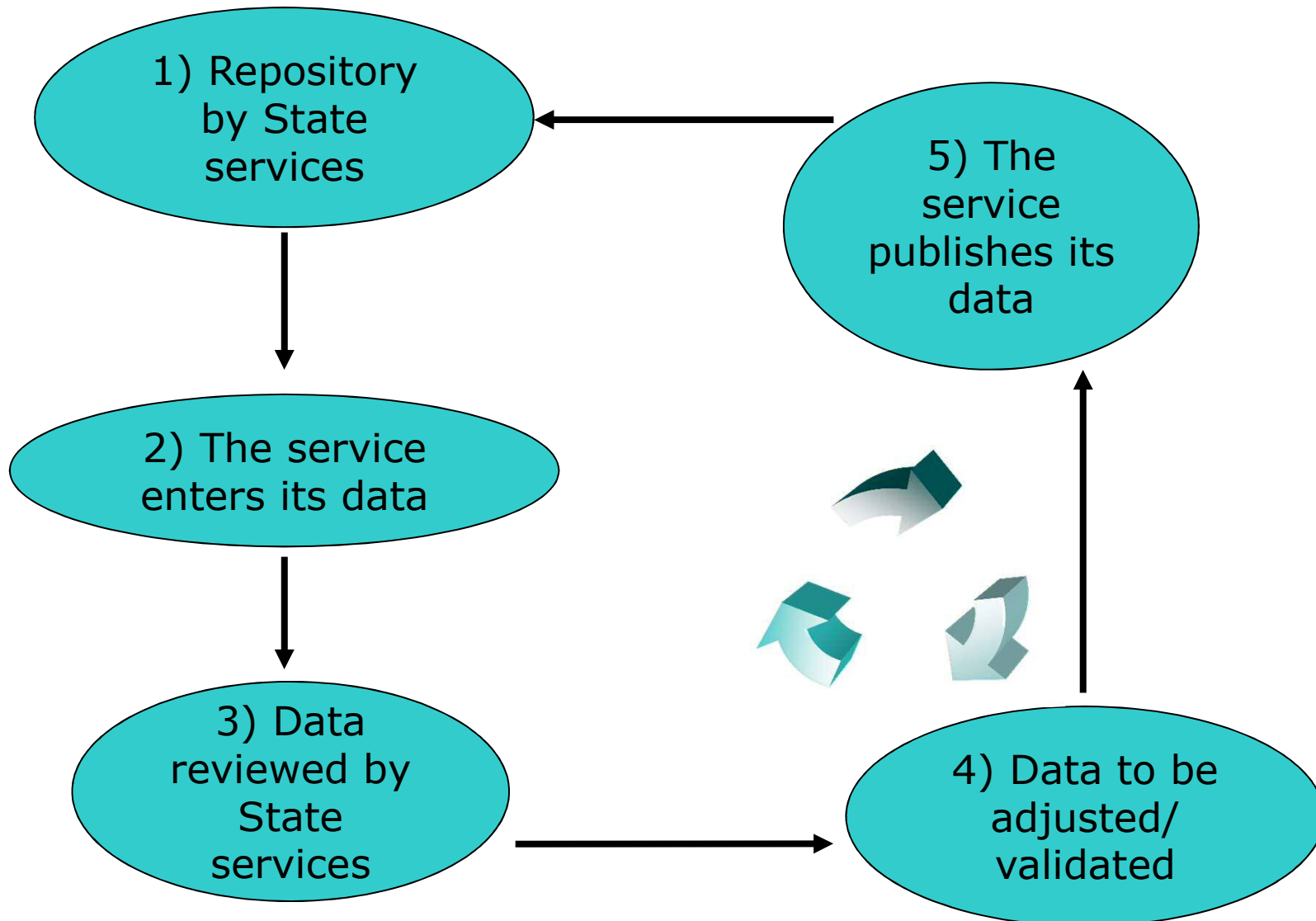
# Presentation of the database

<i>% population</i>	2008	2009	2010	2011
Water	46	78	67	24
Collective sanitation	28	71	57	18
Individual sanitation	25	42	43	19

<i>% services</i>	2008	2009	2010	2011
Water	12	37	36	14
Collective sanitation	7	30	26	9
Individual sanitation	5	13	13	7

- **Data in the national database:**
  - **Repository = Description of services**
    - organisation & management
  - **Annual Data**
    - Raw data
      - contextual data
      - performance raw data
    - Performance indicators
      - 17 performance indicators for water
      - 19 performance indicators for collective sanitation
      - 3 performance indicators for individual sanitation

# Data cycle





# Data cycle

