



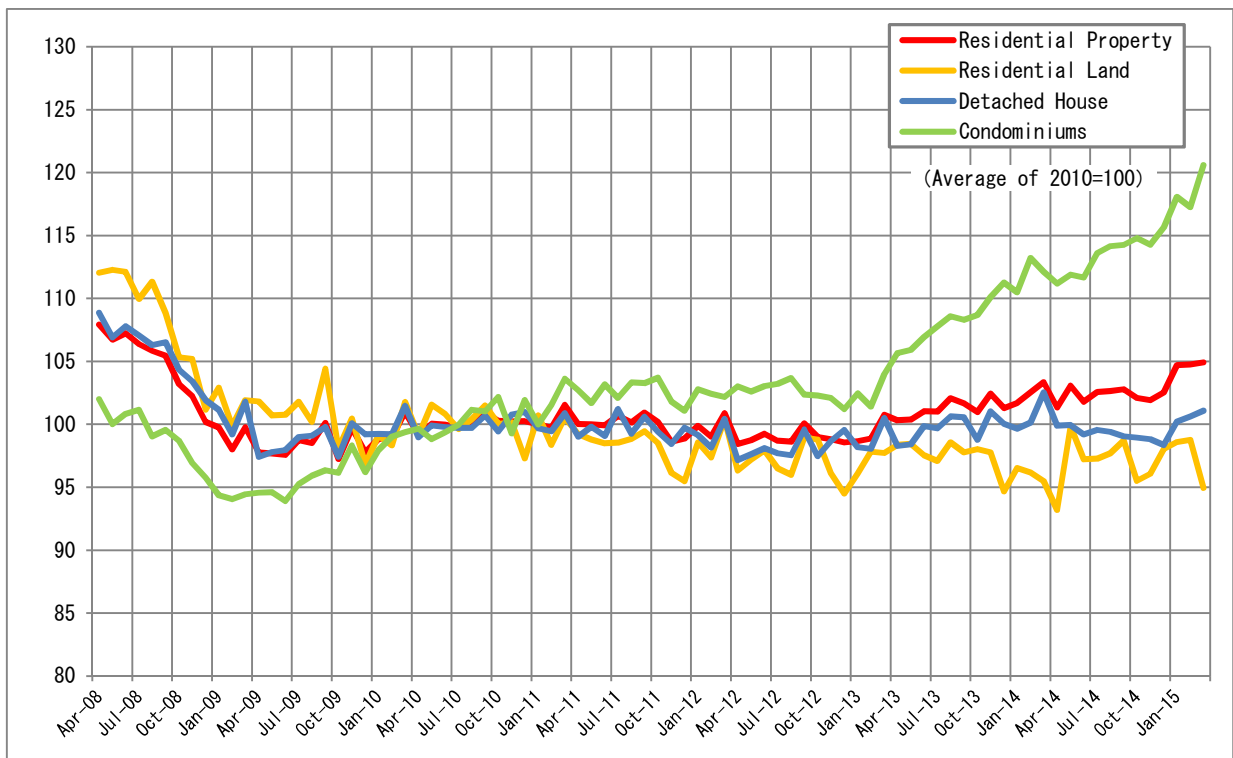
June 24, 2015

Japan Residential Property Price Index and Residential Transaction Volume (March 2015)

1. Japan Residential Property Price Index (March 2015)

Japan Residential Property Price Index(JRPPI) is based on the actual transaction data of residential property (approximately 300 thousand transactions every year) to provide indices by Regions, Metropolitan Areas and Prefectures. MLIT releases JRPPI of March 2015.

【Japan Residential Property Price Index (All Japan)】



Japan Residential Property Price Index (March 2015)

(Average of 2010=100)

○**All Japan**: Residential Property price index is 104.9 (Change compared to year-earlier month +1.5%). Residential Land price index is 95.0 (Change compared to year-earlier month -0.6%). Detached House price index is 101.1 (Change compared to year-earlier month -1.4%). Condominiums price index is 120.6 (Change compared to year-earlier month +7.5%).

○**Tokyo**: Residential Property price index is 109.6 (Change compared to year-earlier month +4.7%). Residential Land price index is 103.7 (Change compared to year-earlier month +1.8%). Detached House price index is 100.8 (Change compared to year-earlier month +1.2%). Condominiums price index is 120.3 (Change compared to year-earlier month +8.9%).

○**Tokyo including suburbs**: Residential Property price index is 105.0 (Change compared to year-earlier month +2.5%). Residential Land price index is 99.7 (Change compared to year-earlier month +1.4%). Detached House price index is 96.9 (Change compared to year-earlier month -2.8%). Condominiums price index is 117.9 (Change compared to year-earlier month +8.8%).

○**Nagoya**: Residential Property price index is 97.9 (Change compared to year-earlier month -0.5%). Residential Land price index is 93.2 (Change compared to year-earlier month -0.5%). Detached House price index is 94.5 (Change compared to year-earlier month -3.4%). Condominiums price index is 118.9 (Change compared to year-earlier month +8.5%).

○**Kyoto-Osaka-Kobe**: Residential Property price index is 106.1 (Change compared to year-earlier month +0.8%). Residential Land price index is 94.1 (Change compared to year-earlier month -2.3%). Detached House price index is 103.9 (Change compared to year-earlier month +0.3%). Condominiums price index is 119.3 (Change compared to year-earlier month +3.8%).

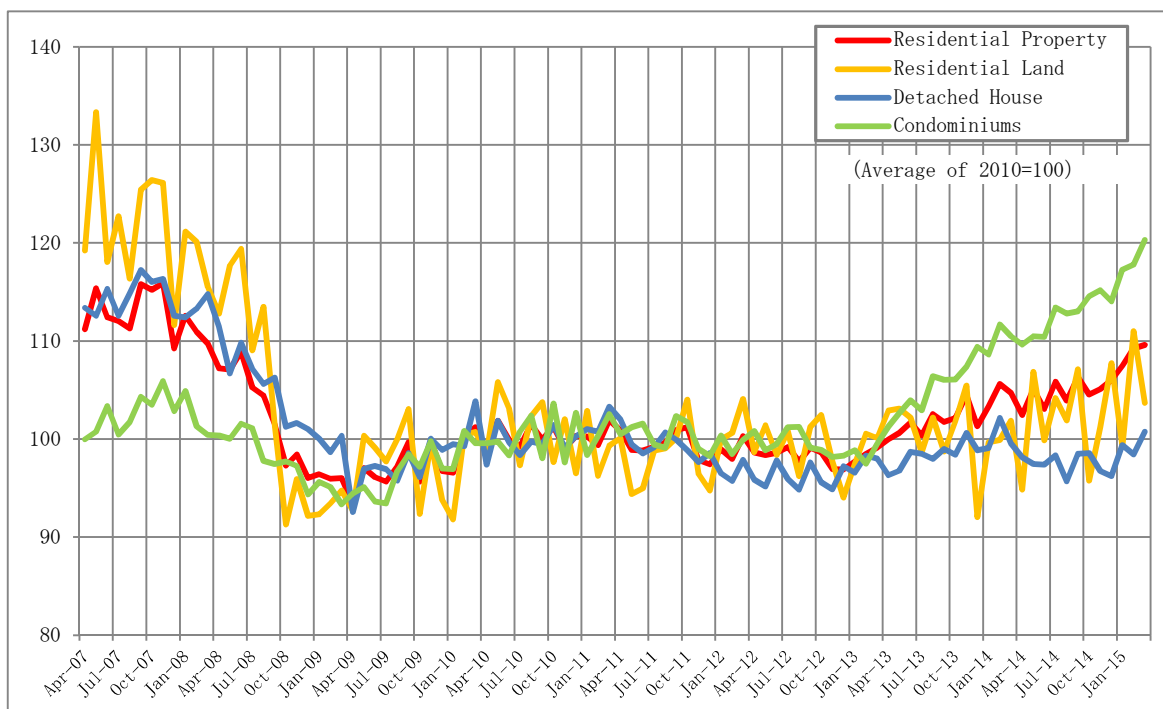
| | Residential Property | | Residential Land | | Detached House | | Condominiums | |
|---------------------------|----------------------|---|------------------|---|----------------|---|--------------|---|
| | price index | change compared to year-earlier month (%) | price index | change compared to year-earlier month (%) | price index | change compared to year-earlier month (%) | price index | change compared to year-earlier month (%) |
| All Japan | 104.9 | 1.5 | 95.0 | ▲ 0.6 | 101.1 | ▲ 1.4 | 120.6 | 7.5 |
| Regions | | | | | | | | |
| Hokkaido | 117.2 | 13.9 | 114.3 | 32.2 | 106.1 | 4.6 | 147.2 | 12.2 |
| Tohoku | 117.3 | ▲ 0.1 | 101.6 | ▲ 4.1 | 119.4 | 2.0 | 154.3 | ▲ 0.9 |
| Kanto | 104.5 | 1.8 | 94.9 | ▲ 1.4 | 98.5 | ▲ 2.5 | 118.3 | 8.7 |
| Hokuriku | 106.8 | 3.0 | 99.6 | ▲ 0.1 | (105.7) | (4.1) | (153.3) | (10.9) |
| Chubu | 96.0 | ▲ 0.6 | 89.5 | ▲ 2.3 | 94.4 | ▲ 2.3 | 117.6 | 7.7 |
| Kinki | 105.8 | 0.5 | 92.9 | ▲ 1.2 | 104.2 | ▲ 0.1 | 120.1 | 3.0 |
| Chugoku | 105.9 | 1.5 | 95.4 | 5.2 | 106.8 | ▲ 2.1 | (126.4) | (9.4) |
| Shikoku | 97.1 | 0.8 | 88.8 | ▲ 7.8 | 96.9 | 5.7 | (126.9) | (4.0) |
| Kyushu-Okinawa | 111.0 | 1.5 | 99.4 | 0.2 | 108.0 | ▲ 1.1 | 136.9 | 9.8 |
| Metropolitan Areas | | | | | | | | |
| Tokyo including suburbs | 105.0 | 2.5 | 99.7 | 1.4 | 96.9 | ▲ 2.8 | 117.9 | 8.8 |
| Nagoya | 97.9 | ▲ 0.5 | 93.2 | ▲ 0.5 | 94.5 | ▲ 3.4 | 118.9 | 8.5 |
| Kyoto-Osaka-Kobe | 106.1 | 0.8 | 94.1 | ▲ 2.3 | 103.9 | 0.3 | 119.3 | 3.8 |
| Prefectures | | | | | | | | |
| Tokyo | 109.6 | 4.7 | 103.7 | 1.8 | 100.8 | 1.2 | 120.3 | 8.9 |
| Aichi | 98.2 | ▲ 0.0 | 93.0 | ▲ 1.5 | 95.0 | ▲ 2.1 | 116.2 | 7.3 |
| Osaka | 104.8 | 2.3 | 91.5 | ▲ 4.7 | 101.7 | 2.3 | 118.3 | 6.1 |

○**Regions** **Hokkaido**: Hokkaido **Tohoku**: Aomori · Iwate · Miyagi · Akita · Yamagata · Fukushima · Niigata **Kanto**: Ibaraki · Tochigi · Gunma · Saitama · Chiba · Tokyo · Kanagawa · Yamanashi **Hokuriku**: Toyama · Ishikawa · Fukui **Chubu**: Nagano · Shizuoka · Gifu · Aichi · Mie **Kinki**: Shiga · Kyoto · Osaka · Hyogo · Nara · Wakayama **Chugoku**: Tottori · Shimane · Okayama · Hiroshima · Yamaguchi **Shikoku**: Tokushima · Kagawa · Ehime · Kochi **Kyushu-okinawa**: Fukuoka · Saga · Nagasaki · Kumamoto · Oita · Miyazaki · Kagoshima · Okinawa

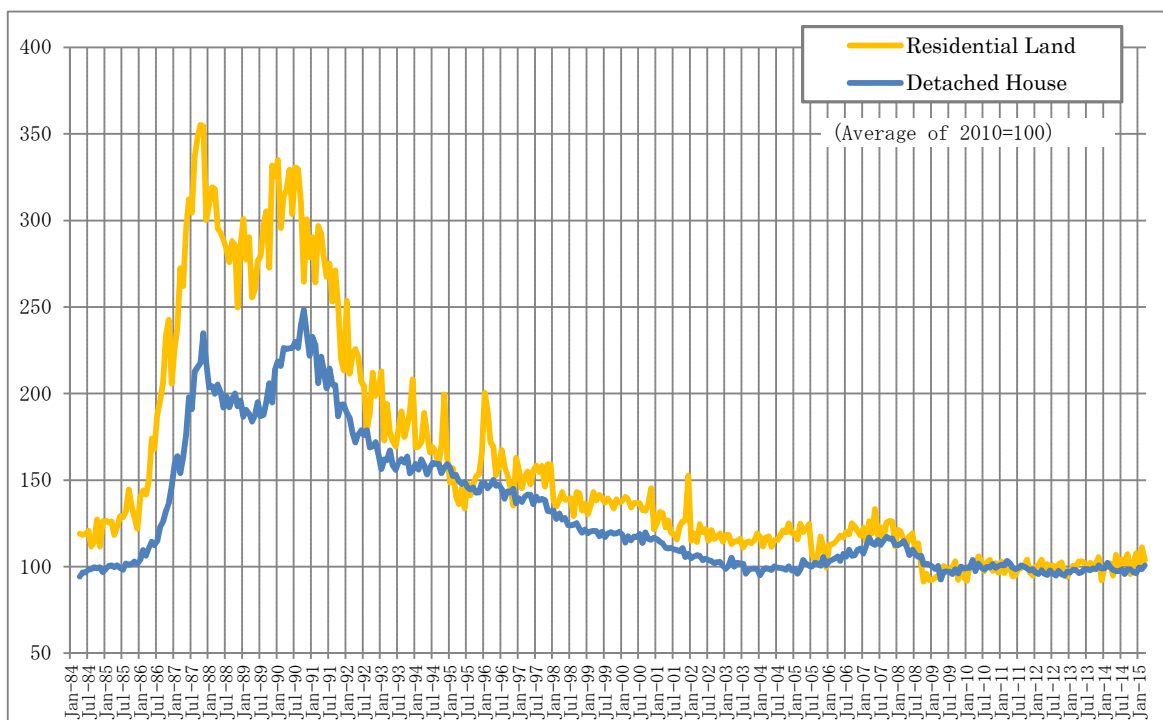
○**Metropolitan areas** **Tokyo including suburbs**: Saitama · Chiba · Tokyo · Kanagawa **Nagoya**: Gifu · Aichi · Mie **Kyoto-Osaka-Kobe**: Kyoto · Osaka · Hyogo

※Due to number of samples being insufficient, numbers with parenthesis are "only advisory".

【Tokyo】

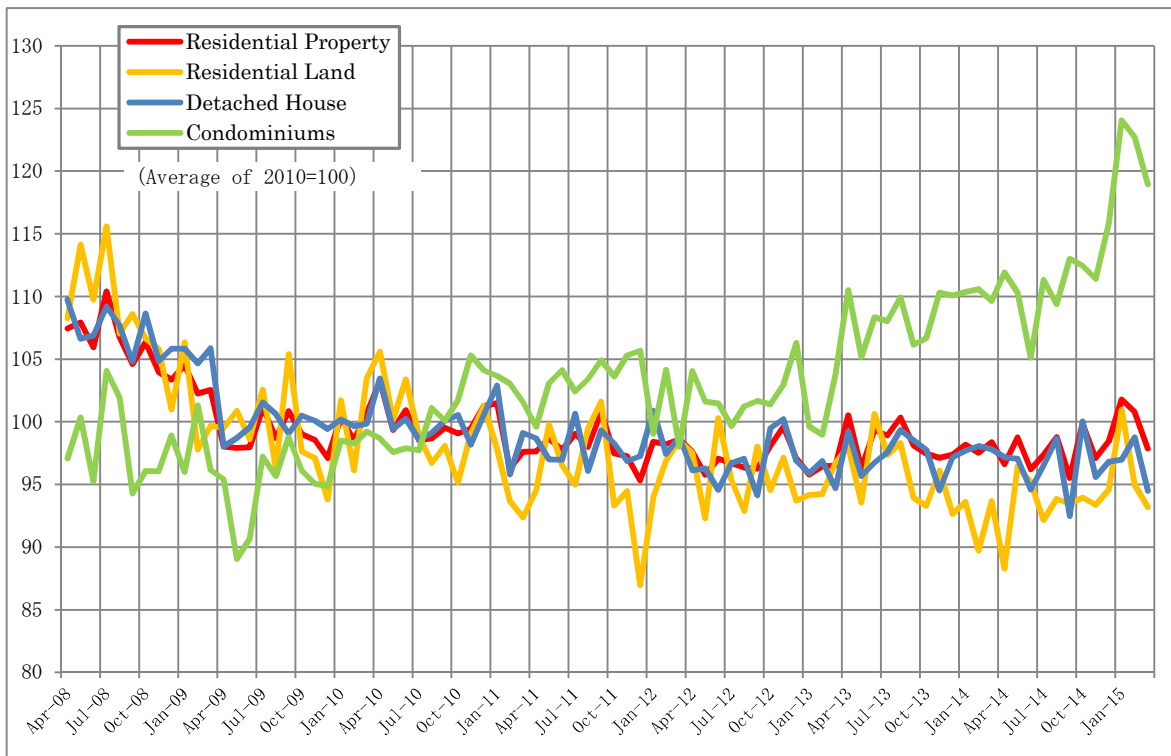


【Tokyo (long-term index)】

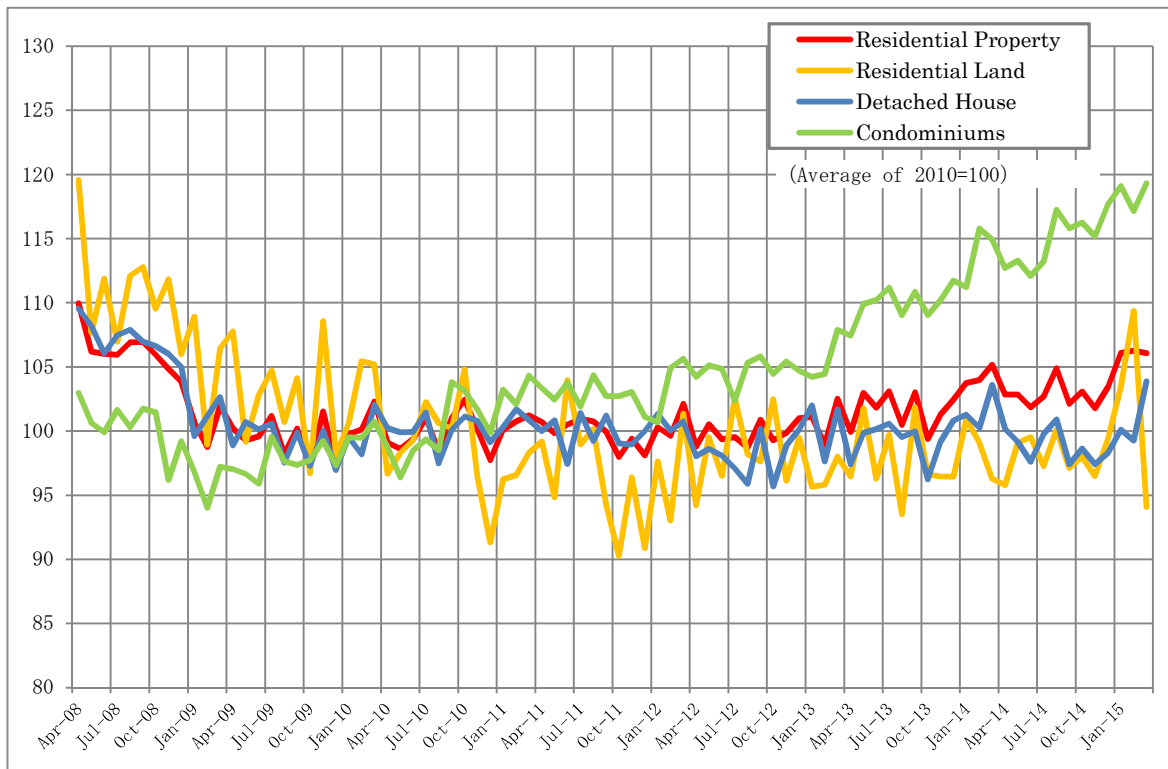


※The results before March 2008 was produced in cooperation with Tokyo Association of Real Estate Appraisers.

【Nagoya】

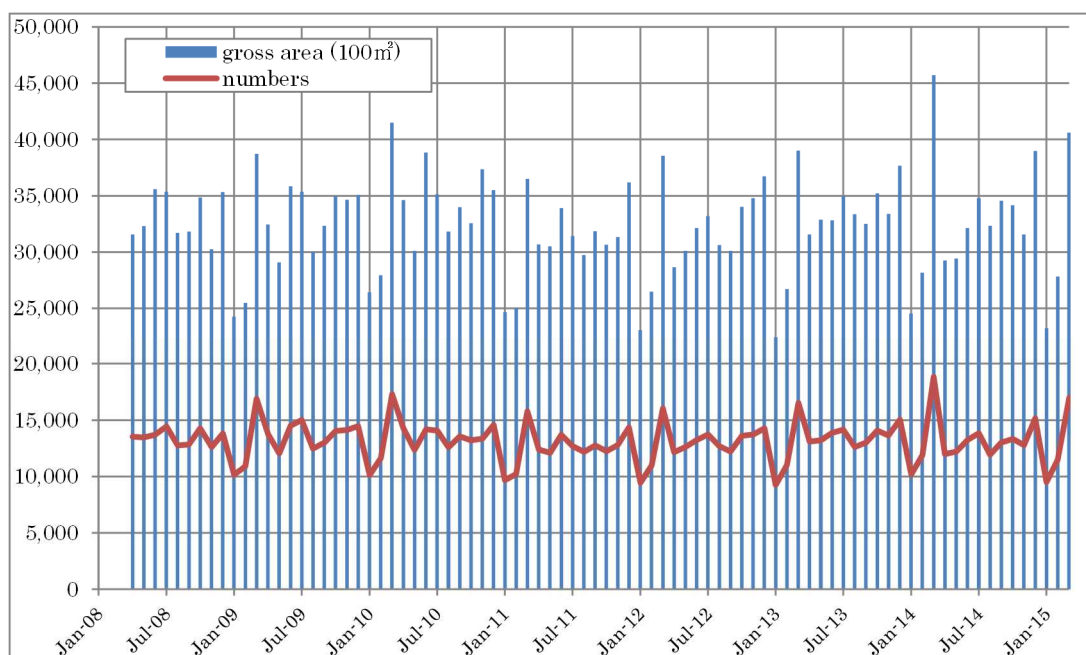


【Kyoto-Osaka-Kobe】

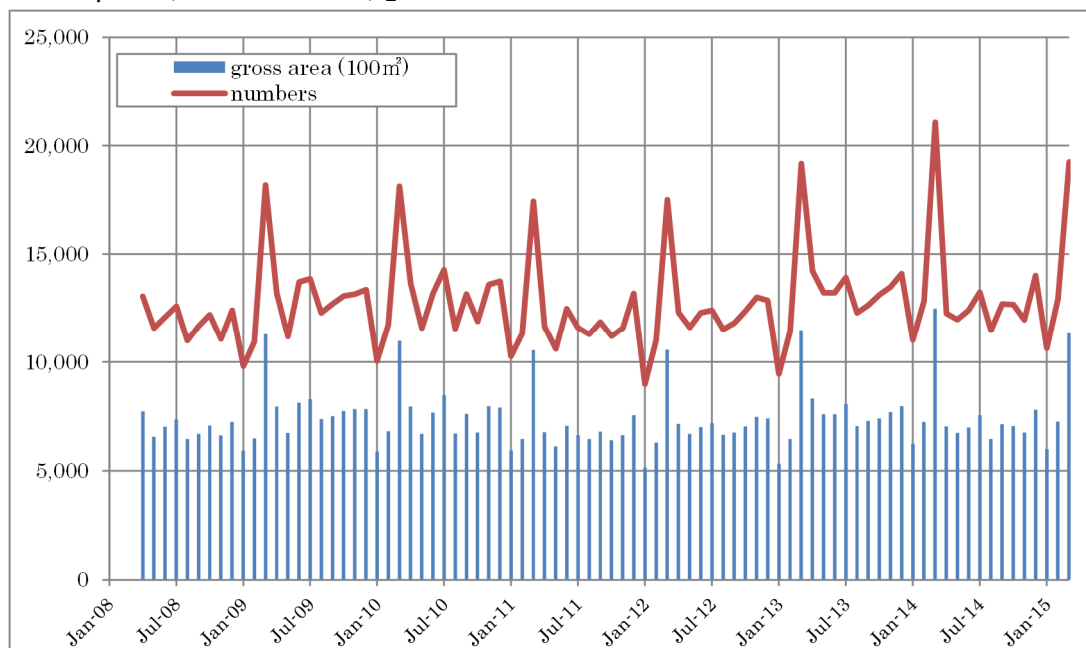


2. Residential Transaction Volume (March 2015)

【All Japan (Detached House)】



【All Japan (Condominiums)】



☆ JRPPi and Residential Transaction Volume is published on the website of ‘Land and Property in Japan’ .

Land and Property in Japan Home ⇒ Land Price ⇒ Japan Residential Property Price Index

<http://tochi.mlit.go.jp/english/land-prices/property-price-index>

Media Enquiries: Ms. Sawako TADA, Ms. Ayumi EGAWA
 Real Estate Market Division
 Land Economy and Construction Industries Bureau, MLIT
 Phone: +81 (0)3 5253-8375

Japan Residential Property Price Index (JRPPi)

【Background】

The International Monetary Fund and other international organizations recommended the G20 countries to compile residential property price indices (RPPI) based on the international RPPI Handbook. (A coordinated team of international organizations worked together and edited the Handbook in May 2011.)

MLIT launched provisional compilation of the “Residential Property Price Index”, based Background on the actual transaction data of residential property (approximately 300 thousand transactions every year) to provide indices by Region and Metropolitan Areas in August 2012. In March 2015, MLIT started a full operation of JRPPi.

【Outline of JRPPi】

| | |
|-----------------------|---|
| Sort of Indexes | <ul style="list-style-type: none"> ▪ Residential property <ul style="list-style-type: none"> ▪ Residential Land ▪ Detached House (mainly used) ▪ Condominiums (mainly used) |
| Regions | <ul style="list-style-type: none"> ▪ All Japan ▪ Regions (Hokkaido, Tohoku, Kanto, Hokuriku, Chubu, Kinki, Chugoku, Shikoku, Kyushu-Okinawa, Total 9 regions) ▪ Metropolitan Areas (Tokyo including suburbs, Nagoya, Kyoto-Osaka-Kobe) ▪ Prefectures (Tokyo, Aichi, Osaka) |
| Term | <ul style="list-style-type: none"> ▪ From April, 2008 <ul style="list-style-type: none"> (Tokyo) Residential property and Condominiums : From April, 2007 Residential Land and Detached House : From April, 1984 (Aichi and Osaka) Residential property and Condominiums : From April, 2007 Residential Land and Detached House : From April, 2000) |
| Base period | ▪ Monthly indexation by average 2010 equals to 100. |
| Periodically | ▪ Monthly |
| Method of calculation | ▪ Hedonic Approach |
| Data | ▪ Real estate transaction price by questionnaire survey |
| Time lag | ▪ About 3 months |
| Frequency | ▪ Monthly |

※Figures of December 2014, January, and February 2015 were revised.

Italic figures will be revised.

※About Hedonic Approach

Extracting the temporal market change rate of residential properties by using “hedonic regression method” which adjusts the quality variation of individual properties.

1 All Japan

| | Residential Property | | | Residential Land | | | Detached House | | | Condominiums | | |
|--------|--|---|--|--|---|--|--|---|--|--|---|--|
| | Property Price Index (average of 2010=100) | change compared to year-earlier month (%) | Number of Samples used for calculation | Property Price Index (average of 2010=100) | change compared to year-earlier month (%) | Number of Samples used for calculation | Property Price Index (average of 2010=100) | change compared to year-earlier month (%) | Number of Samples used for calculation | Property Price Index (average of 2010=100) | change compared to year-earlier month (%) | Number of Samples used for calculation |
| Apr-08 | 107.9 | | 12,344 | 112.1 | | 3,497 | 108.9 | | 5,427 | 102.0 | | 3,420 |
| May-08 | 106.7 | | 12,155 | 112.3 | | 3,931 | 106.9 | | 5,270 | 100.0 | | 2,954 |
| Jun-08 | 107.2 | | 13,308 | 112.1 | | 4,133 | 107.8 | | 5,937 | 100.8 | | 3,238 |
| Jul-08 | 106.4 | | 14,198 | 110.0 | | 4,375 | 107.1 | | 6,349 | 101.2 | | 3,474 |
| Aug-08 | 105.9 | | 12,663 | 111.3 | | 3,998 | 106.3 | | 5,618 | 99.0 | | 3,047 |
| Sep-08 | 105.5 | | 12,989 | 108.9 | | 3,939 | 106.5 | | 5,838 | 99.6 | | 3,212 |
| Oct-08 | 103.2 | | 13,472 | 105.3 | | 4,066 | 104.4 | | 6,052 | 98.7 | | 3,354 |
| Nov-08 | 102.3 | | 12,132 | 105.2 | | 3,472 | 103.4 | | 5,685 | 97.0 | | 2,975 |
| Dec-08 | 100.2 | | 13,527 | 101.2 | | 4,269 | 101.9 | | 5,981 | 95.8 | | 3,277 |
| Jan-09 | 99.8 | | 9,399 | 102.9 | | 2,542 | 101.2 | | 4,274 | 94.4 | | 2,583 |
| Feb-09 | 98.0 | | 9,934 | 99.9 | | 2,606 | 99.2 | | 4,517 | 94.1 | | 2,811 |
| Mar-09 | 99.8 | | 16,296 | 101.9 | | 4,025 | 101.8 | | 7,320 | 94.4 | | 4,951 |
| Apr-09 | 97.8 | ▲ 9.4 | 12,252 | 101.8 | ▲ 9.1 | 3,338 | 97.4 | ▲ 10.5 | 5,376 | 94.6 | ▲ 7.3 | 3,538 |
| May-09 | 97.7 | ▲ 8.5 | 11,152 | 100.7 | ▲ 10.3 | 3,211 | 97.8 | ▲ 8.5 | 4,852 | 94.6 | ▲ 5.4 | 3,089 |
| Jun-09 | 97.6 | ▲ 9.0 | 14,471 | 100.8 | ▲ 10.1 | 4,268 | 98.0 | ▲ 9.1 | 6,277 | 93.9 | ▲ 6.9 | 3,926 |
| Jul-09 | 98.8 | ▲ 7.2 | 14,466 | 101.8 | ▲ 7.4 | 4,381 | 99.0 | ▲ 7.5 | 6,189 | 95.3 | ▲ 5.8 | 3,896 |
| Aug-09 | 98.5 | ▲ 6.9 | 11,699 | 100.2 | ▲ 10.0 | 3,483 | 99.1 | ▲ 6.8 | 4,970 | 95.9 | ▲ 3.1 | 3,246 |
| Sep-09 | 100.1 | ▲ 5.0 | 13,001 | 104.4 | ▲ 4.1 | 3,922 | 99.8 | ▲ 6.3 | 5,635 | 96.4 | ▲ 3.2 | 3,444 |
| Oct-09 | 97.3 | ▲ 5.7 | 12,644 | 98.1 | ▲ 6.9 | 3,707 | 97.4 | ▲ 6.6 | 5,334 | 96.2 | ▲ 2.6 | 3,603 |
| Nov-09 | 99.7 | ▲ 2.5 | 13,350 | 100.5 | ▲ 4.5 | 3,866 | 100.1 | ▲ 3.2 | 5,664 | 98.3 | 1.4 | 3,820 |
| Dec-09 | 97.8 | ▲ 2.4 | 14,077 | 96.8 | ▲ 4.3 | 4,363 | 99.2 | ▲ 2.7 | 5,966 | 96.2 | 0.5 | 3,748 |
| Jan-10 | 98.9 | ▲ 0.9 | 9,287 | 99.1 | ▲ 3.7 | 2,674 | 99.2 | ▲ 1.9 | 3,799 | 98.0 | 3.8 | 2,814 |
| Feb-10 | 98.9 | 1.0 | 11,237 | 98.4 | ▲ 1.5 | 3,061 | 99.2 | 0.0 | 4,753 | 99.0 | 5.3 | 3,423 |
| Mar-10 | 101.0 | 1.2 | 17,265 | 101.8 | ▲ 0.2 | 4,432 | 101.5 | ▲ 0.3 | 7,420 | 99.4 | 5.2 | 5,413 |
| Apr-10 | 99.2 | 1.5 | 13,488 | 99.1 | ▲ 2.7 | 3,805 | 99.0 | 1.6 | 5,686 | 99.7 | 5.4 | 3,997 |
| May-10 | 100.1 | 2.4 | 11,735 | 101.6 | 0.9 | 3,567 | 99.9 | 2.2 | 4,820 | 98.8 | 4.5 | 3,348 |
| Jun-10 | 100.0 | 2.5 | 14,043 | 100.8 | 0.1 | 4,635 | 99.8 | 1.9 | 5,526 | 99.4 | 5.8 | 3,882 |
| Jul-10 | 99.8 | 1.0 | 15,359 | 99.7 | ▲ 2.1 | 4,699 | 99.7 | 0.7 | 6,194 | 100.0 | 4.9 | 4,466 |
| Aug-10 | 100.3 | 1.8 | 13,371 | 100.4 | 0.2 | 4,234 | 99.7 | 0.6 | 5,566 | 101.2 | 5.5 | 3,571 |
| Sep-10 | 101.0 | 0.9 | 14,524 | 101.5 | ▲ 2.8 | 4,518 | 100.7 | 0.9 | 6,077 | 101.1 | 4.9 | 3,929 |
| Oct-10 | 100.3 | 3.1 | 13,704 | 100.0 | 2.0 | 4,201 | 99.4 | 2.1 | 5,922 | 102.2 | 6.3 | 3,581 |
| Nov-10 | 100.2 | 0.5 | 14,938 | 100.2 | ▲ 0.3 | 4,287 | 100.8 | 0.7 | 6,342 | 99.3 | 1.0 | 4,309 |
| Dec-10 | 100.2 | 2.5 | 16,303 | 97.3 | 0.5 | 5,036 | 101.0 | 1.8 | 7,011 | 101.9 | 6.0 | 4,256 |
| Jan-11 | 100.0 | 1.2 | 10,381 | 100.7 | 1.6 | 3,086 | 99.7 | 0.4 | 4,265 | 100.0 | 2.1 | 3,030 |
| Feb-11 | 99.7 | 0.8 | 10,696 | 98.4 | 0.0 | 3,057 | 99.5 | 0.3 | 4,493 | 101.6 | 2.6 | 3,146 |
| Mar-11 | 101.6 | 0.6 | 16,435 | 100.5 | ▲ 1.2 | 4,468 | 100.9 | ▲ 0.6 | 6,982 | 103.6 | 4.3 | 4,985 |
| Apr-11 | 100.0 | 0.8 | 12,020 | 99.2 | 0.1 | 3,575 | 99.0 | 0.1 | 5,253 | 102.7 | 3.1 | 3,192 |
| May-11 | 100.0 | ▲ 0.1 | 11,736 | 98.8 | ▲ 2.7 | 3,738 | 99.8 | ▲ 0.1 | 5,007 | 101.7 | 2.9 | 2,991 |
| Jun-11 | 99.9 | ▲ 0.1 | 13,758 | 98.5 | ▲ 2.3 | 4,431 | 99.1 | ▲ 0.7 | 5,941 | 103.2 | 3.8 | 3,386 |
| Jul-11 | 100.7 | 0.9 | 13,469 | 98.5 | ▲ 1.1 | 4,497 | 101.2 | 1.5 | 5,739 | 102.1 | 2.1 | 3,233 |
| Aug-11 | 100.2 | ▲ 0.1 | 12,774 | 98.9 | ▲ 1.6 | 3,953 | 99.3 | ▲ 0.5 | 5,569 | 103.3 | 2.1 | 3,252 |
| Sep-11 | 100.9 | ▲ 0.1 | 14,241 | 99.5 | ▲ 2.0 | 4,656 | 100.6 | ▲ 0.1 | 6,258 | 103.3 | 2.2 | 3,327 |
| Oct-11 | 100.2 | ▲ 0.1 | 12,648 | 98.5 | ▲ 1.5 | 4,088 | 99.4 | ▲ 0.0 | 5,590 | 103.7 | 1.5 | 2,970 |
| Nov-11 | 98.6 | ▲ 1.6 | 13,573 | 96.2 | ▲ 4.0 | 4,151 | 98.4 | ▲ 2.3 | 6,147 | 101.8 | 2.5 | 3,275 |
| Dec-11 | 98.9 | ▲ 1.4 | 15,750 | 95.5 | ▲ 1.9 | 5,017 | 99.8 | ▲ 1.2 | 6,968 | 101.1 | ▲ 0.8 | 3,765 |
| Jan-12 | 99.9 | ▲ 0.1 | 9,415 | 98.6 | ▲ 2.1 | 2,964 | 99.2 | ▲ 0.5 | 3,980 | 102.8 | 2.8 | 2,471 |
| Feb-12 | 99.0 | ▲ 0.7 | 11,776 | 97.4 | ▲ 1.0 | 3,350 | 98.2 | ▲ 1.3 | 5,256 | 102.4 | 0.9 | 3,170 |
| Mar-12 | 100.9 | ▲ 0.7 | 18,096 | 100.4 | ▲ 0.1 | 5,059 | 100.4 | ▲ 0.4 | 7,870 | 102.2 | ▲ 1.4 | 5,167 |
| Apr-12 | 98.5 | ▲ 1.6 | 12,987 | 96.3 | ▲ 2.9 | 3,805 | 97.2 | ▲ 1.9 | 5,581 | 103.0 | 0.3 | 3,601 |
| May-12 | 98.8 | ▲ 1.2 | 13,117 | 97.2 | ▲ 1.6 | 4,258 | 97.6 | ▲ 2.2 | 5,550 | 102.6 | 0.9 | 3,309 |
| Jun-12 | 99.3 | ▲ 0.7 | 14,456 | 97.9 | ▲ 0.6 | 4,616 | 98.1 | ▲ 1.0 | 6,340 | 103.1 | ▲ 0.1 | 3,500 |
| Jul-12 | 98.7 | ▲ 2.0 | 15,174 | 96.5 | ▲ 2.1 | 5,038 | 97.7 | ▲ 3.5 | 6,518 | 103.2 | 1.1 | 3,618 |
| Aug-12 | 98.6 | ▲ 1.5 | 13,719 | 96.0 | ▲ 2.9 | 4,467 | 97.6 | ▲ 1.7 | 5,974 | 103.7 | 0.4 | 3,278 |
| Sep-12 | 100.1 | ▲ 0.8 | 13,747 | 99.0 | ▲ 0.5 | 4,425 | 99.6 | ▲ 1.0 | 6,023 | 102.4 | ▲ 0.9 | 3,299 |
| Oct-12 | 99.0 | ▲ 1.2 | 14,252 | 98.8 | 0.3 | 4,693 | 97.5 | ▲ 1.9 | 6,107 | 102.3 | ▲ 1.4 | 3,452 |
| Nov-12 | 98.8 | 0.2 | 15,205 | 96.1 | ▲ 0.0 | 4,839 | 98.7 | 0.2 | 6,562 | 102.1 | 0.3 | 3,804 |
| Dec-12 | 98.6 | ▲ 0.3 | 16,386 | 94.5 | ▲ 1.0 | 5,310 | 99.6 | ▲ 0.2 | 7,267 | 101.2 | 0.1 | 3,809 |
| Jan-13 | 98.7 | ▲ 1.2 | 10,368 | 96.1 | ▲ 2.5 | 3,246 | 98.2 | ▲ 1.0 | 4,242 | 102.5 | ▲ 0.3 | 2,880 |
| Feb-13 | 98.9 | ▲ 0.2 | 12,478 | 97.8 | 0.5 | 3,522 | 98.1 | ▲ 0.1 | 5,271 | 101.4 | ▲ 1.0 | 3,685 |
| Mar-13 | 100.8 | ▲ 0.1 | 19,931 | 97.7 | ▲ 2.7 | 5,194 | 100.5 | 0.1 | 8,698 | 104.0 | 1.8 | 6,039 |
| Apr-13 | 100.3 | 1.9 | 15,119 | 98.4 | 2.1 | 4,201 | 98.3 | 1.2 | 6,310 | 105.7 | 2.6 | 4,608 |
| May-13 | 100.4 | 1.7 | 14,827 | 98.4 | 1.3 | 4,515 | 98.4 | 0.8 | 6,144 | 105.9 | 3.2 | 4,168 |
| Jun-13 | 101.0 | 1.8 | 15,871 | 97.6 | ▲ 0.4 | 4,858 | 99.9 | 1.8 | 6,710 | 106.9 | 3.8 | 4,303 |
| Jul-13 | 101.0 | 2.3 | 17,108 | 97.1 | 0.6 | 5,500 | 99.7 | 2.0 | 7,090 | 107.8 | 4.4 | 4,518 |
| Aug-13 | 102.1 | 3.5 | 15,022 | 98.6 | 2.7 | 4,864 | 100.6 | 3.2 | 6,266 | 108.6 | 4.7 | 3,892 |
| Sep-13 | 101.7 | 1.6 | 15,241 | 97.8 | ▲ 1.2 | 4,903 | 100.6 | 1.0 | 6,566 | 108.3 | 5.8 | 3,772 |
| Oct-13 | 101.0 | 2.0 | 14,791 | 98.1 | ▲ 0.8 | 4,705 | 98.8 | 1.3 | 6,292 | 108.7 | 6.3 | 3,794 |
| Nov-13 | 102.4 | 3.6 | 15,102 | 97.8 | 1.7 | 4,375 | 101.0 | 2.4 | 6,712 | 110.1 | 7.9 | 4,015 |
| Dec-13 | 101.3 | 2.8 | 16,414 | 94.7 | 0.2 | 5,020 | 100.1 | 0.5 | 7,186 | 111.3 | 9.9 | 4,208 |
| Jan-14 | 101.7 | 3.1 | 10,727 | 96.5 | 0.5 | 3,072 | 99.7 | 1.5 | 4,430 | 110.5 | 7.8 | 3,225 |
| Feb-14 | 102.5 | 3.7 | 12,631 | 96.2 | ▲ 1.7 | 3,268 | 100.1 | 2.1 | 5,531 | 113.2 | 11.6 | 3,832 |
| Mar-14 | 103.4 | 2.6 | 20,841 | 95.5 | ▲ 2.3 | 5,110 | 102.5 | 2.0 | 9,296 | 112.1 | 7.8 | 6,435 |
| Apr-14 | 101.3 | 1.0 | 11,006 | 93.2 | ▲ 5.3 | 2,946 | 99.9 | 1.6 | 4,313 | 111.2 | 5.2 | 3,747 |
| May-14 | 103.1 | 2.7 | 11,690 | 99.9 | 1.4 | 3,241 | 99.9 | 1.5 | 4,833 | 111.9 | 5.6 | 3,616 |
| Jun-14 | 101.8 | 0.7 | 13,335 | 97.2 | ▲ 0.3 | 3,731 | 99.2 | ▲ 0.7 | 5,763 | 111.7 | 4.4 | 3,841 |
| Jul-14 | 102.6 | 1.5 | 13,911 | 97.3 | 0.2 | 3,958 | 99.6 | ▲ 0.1 | 5,946 | 113.6 | 5.4 | 4,007 |
| Aug-14 | 102.7 | 0.6 | 11,980 | 97.7 | ▲ 0.9 | 3,261 | 99.4 | ▲ 1.2 | 5,292 | 114.2 | 5.1 | 3,427 |
| Sep-14 | 102.8 | 1.1 | 13,287 | 98.7 | 0.9 | 3,642 | 99.1 | ▲ 1.5 | 5,824 | 114.3 | 5.5 | 3,821 |
| Oct-14 | 102.1 | 1.1 | 12,752 | 95.5 | ▲ 2.6 | 3,563 | 99.0 | 0.2 | 5,406 | 114.8 | 5.6 | 3,783 |
| Nov-14 | 101.9 | ▲ 0.5 | 12,891 | 96.1 | ▲ 1.7 | 3,573 | 98.8 | ▲ 2.2 | 5,687 | 114.3 | 3.8 | 3,631 |
| Dec-14 | 102.5 | 1.2 | 15,264 | 98.0 | 3.6 | 4,259 | 98.4 | ▲ 1.7 | 6,747 | 115.6 | 3.9 | 4,258 |
| Jan-15 | 104.7 | 3.0 | 9,040 | 98.6 | 2.1 | 2,442 | 100.2 | 0.6 | 3,596 | 118.1 | 6.9 | 3,002 |
| Feb-15 | 104.8 | 2.2 | 10,881 | 98.8 | 2.7 | 2,756 | 100.6 | 0.5 | 4,503 | 117.3 | 3.6 | 3,622 |
| Mar-15 | 104.9 | 1.5 | 13,013 | 95.0 | ▲ 0.6 | 3,195 | 101.1 | ▲ 1.4 | 5,146 | 120.6 | 7.5 | 4,672 |

| | Residential Property | | | Residential Land | | | Detached House | | | Condominiums | | |
|--------|--|---|--|--|---|--|--|---|--|--|---|--|
| | Property Price Index (average of 2010=100) | change compared to year-earlier month (%) | Number of Samples used for calculation | Property Price Index (average of 2010=100) | change compared to year-earlier month (%) | Number of Samples used for calculation | Property Price Index (average of 2010=100) | change compared to year-earlier month (%) | Number of Samples used for calculation | Property Price Index (average of 2010=100) | change compared to year-earlier month (%) | Number of Samples used for calculation |
| Apr-08 | 106.1 | | 586 | 109.2 | | 189 | 105.1 | | 248 | 104.2 | | 149 |
| May-08 | 104.8 | | 590 | 109.2 | | 234 | 102.4 | | 254 | 104.9 | | 102 |
| Jun-08 | 106.0 | | 658 | 107.6 | | 243 | 107.3 | | 302 | 99.7 | | 113 |
| Jul-08 | 103.1 | | 700 | 103.6 | | 272 | 103.2 | | 293 | 102.2 | | 135 |
| Aug-08 | 105.7 | | 637 | 104.8 | | 243 | 106.6 | | 273 | 104.8 | | 121 |
| Sep-08 | 107.8 | | 688 | 108.5 | | 231 | 109.6 | | 329 | 101.2 | | 128 |
| Oct-08 | 104.4 | | 761 | 105.9 | | 252 | 105.0 | | 363 | 100.3 | | 146 |
| Nov-08 | 106.8 | | 623 | 112.0 | | 211 | 105.7 | | 296 | 102.5 | | 116 |
| Dec-08 | 102.8 | | 621 | 112.4 | | 239 | 99.4 | | 257 | 98.2 | | 125 |
| Jan-09 | 100.8 | | 367 | 106.0 | | 89 | 99.6 | | 188 | 98.7 | | 90 |
| Feb-09 | 99.6 | | 389 | 108.1 | | 119 | 96.8 | | 160 | 95.5 | | 110 |
| Mar-09 | 99.8 | | 624 | 104.2 | | 189 | 96.0 | | 261 | 102.7 | | 174 |
| Apr-09 | 99.6 | ▲ 6.1 | 615 | 100.9 | ▲ 7.6 | 187 | 100.0 | ▲ 4.8 | 267 | 97.0 | ▲ 6.9 | 161 |
| May-09 | 98.1 | ▲ 6.4 | 603 | 102.4 | ▲ 6.2 | 213 | 98.8 | ▲ 3.5 | 248 | 92.6 | ▲ 11.7 | 142 |
| Jun-09 | 98.2 | ▲ 7.4 | 694 | 98.3 | ▲ 8.6 | 261 | 99.4 | ▲ 7.4 | 287 | 95.2 | ▲ 4.6 | 146 |
| Jul-09 | 99.6 | ▲ 3.4 | 719 | 105.5 | 1.8 | 268 | 97.2 | ▲ 5.9 | 301 | 97.7 | ▲ 4.4 | 150 |
| Aug-09 | 102.2 | ▲ 3.3 | 563 | 103.4 | ▲ 1.3 | 218 | 104.0 | ▲ 2.5 | 235 | 95.9 | ▲ 8.5 | 110 |
| Sep-09 | 101.1 | ▲ 6.2 | 630 | 102.1 | ▲ 5.9 | 214 | 101.4 | ▲ 7.5 | 293 | 98.8 | ▲ 2.4 | 123 |
| Oct-09 | 101.8 | ▲ 2.5 | 705 | 102.5 | ▲ 3.2 | 277 | 101.2 | ▲ 3.6 | 298 | 102.2 | 1.9 | 130 |
| Nov-09 | 101.3 | ▲ 5.2 | 679 | 104.4 | ▲ 6.8 | 254 | 100.7 | ▲ 4.7 | 268 | 98.0 | ▲ 4.4 | 157 |
| Dec-09 | 98.0 | ▲ 4.6 | 652 | 97.1 | ▲ 13.6 | 252 | 96.9 | ▲ 2.5 | 269 | 102.1 | 4.0 | 131 |
| Jan-10 | 98.3 | ▲ 2.4 | 339 | 103.7 | ▲ 2.2 | 117 | 97.2 | ▲ 2.4 | 132 | 95.0 | ▲ 3.8 | 90 |
| Feb-10 | 96.6 | ▲ 3.0 | 366 | 94.2 | ▲ 12.8 | 126 | 97.6 | 0.8 | 143 | 97.0 | 1.5 | 97 |
| Mar-10 | 98.8 | ▲ 1.0 | 725 | 98.3 | ▲ 5.7 | 246 | 98.9 | 3.0 | 305 | 99.2 | ▲ 3.4 | 174 |
| Apr-10 | 101.7 | 2.1 | 651 | 106.7 | 5.7 | 214 | 100.6 | 0.5 | 276 | 98.0 | 1.1 | 161 |
| May-10 | 104.5 | 6.5 | 614 | 106.4 | 3.9 | 230 | 105.1 | 6.5 | 254 | 100.3 | 8.3 | 130 |
| Jun-10 | 100.3 | 2.1 | 679 | 99.7 | 1.3 | 266 | 100.1 | 0.7 | 267 | 101.9 | 7.1 | 146 |
| Jul-10 | 100.8 | 1.3 | 780 | 103.8 | ▲ 1.6 | 290 | 100.6 | 3.6 | 321 | 97.3 | ▲ 0.4 | 169 |
| Aug-10 | 98.9 | ▲ 3.2 | 682 | 99.0 | ▲ 4.2 | 252 | 97.0 | ▲ 6.8 | 311 | 104.4 | 8.9 | 119 |
| Sep-10 | 99.5 | ▲ 1.5 | 767 | 96.6 | ▲ 5.3 | 310 | 99.6 | ▲ 1.8 | 302 | 103.6 | 4.9 | 155 |
| Oct-10 | 99.1 | ▲ 2.6 | 767 | 93.9 | ▲ 8.4 | 273 | 100.0 | ▲ 1.2 | 319 | 103.4 | 1.2 | 175 |
| Nov-10 | 101.0 | ▲ 0.3 | 721 | 98.4 | ▲ 5.7 | 245 | 103.2 | 2.5 | 321 | 98.7 | 0.7 | 155 |
| Dec-10 | 100.1 | 2.1 | 695 | 99.3 | 2.3 | 261 | 100.1 | 3.3 | 314 | 101.1 | ▲ 1.0 | 120 |
| Jan-11 | 96.5 | ▲ 1.8 | 419 | 89.3 | ▲ 13.9 | 144 | 100.6 | 3.5 | 185 | 96.0 | 1.1 | 90 |
| Feb-11 | 97.7 | 1.2 | 393 | 90.1 | ▲ 4.4 | 118 | 101.4 | 4.0 | 171 | 97.2 | 0.3 | 104 |
| Mar-11 | 97.0 | ▲ 1.9 | 736 | 94.3 | ▲ 4.0 | 248 | 95.2 | ▲ 3.8 | 305 | 104.6 | 5.4 | 183 |
| Apr-11 | 96.2 | ▲ 5.4 | 653 | 89.4 | ▲ 16.2 | 249 | 97.5 | ▲ 3.0 | 265 | 103.6 | 5.6 | 139 |
| May-11 | 101.0 | ▲ 3.4 | 654 | 92.6 | ▲ 13.0 | 267 | 103.8 | ▲ 1.2 | 243 | 107.0 | 6.6 | 144 |
| Jun-11 | 100.0 | ▲ 0.3 | 693 | 98.5 | ▲ 1.2 | 273 | 98.8 | ▲ 1.3 | 271 | 104.8 | 2.8 | 149 |
| Jul-11 | 102.4 | 1.6 | 726 | 100.4 | ▲ 3.3 | 305 | 101.9 | 1.3 | 287 | 106.9 | 9.9 | 134 |
| Aug-11 | 100.5 | 1.6 | 601 | 99.8 | 0.8 | 214 | 97.2 | 0.2 | 283 | 111.4 | 6.6 | 104 |
| Sep-11 | 98.9 | ▲ 0.6 | 800 | 91.7 | ▲ 5.1 | 320 | 99.9 | 0.3 | 362 | 108.5 | 4.8 | 118 |
| Oct-11 | 102.2 | 3.1 | 810 | 93.6 | ▲ 0.3 | 335 | 104.6 | 4.6 | 351 | 109.8 | 6.2 | 124 |
| Nov-11 | 97.7 | ▲ 3.3 | 770 | 92.7 | ▲ 5.8 | 289 | 97.4 | ▲ 5.6 | 354 | 106.9 | 8.2 | 127 |
| Dec-11 | 104.1 | 4.0 | 752 | 102.6 | 3.3 | 295 | 103.4 | 3.3 | 324 | 109.0 | 7.8 | 133 |
| Jan-12 | 96.3 | ▲ 0.3 | 378 | 89.4 | 0.1 | 148 | 96.4 | ▲ 4.1 | 148 | 105.3 | 9.8 | 82 |
| Feb-12 | 96.6 | ▲ 1.1 | 482 | 85.5 | ▲ 5.0 | 139 | 98.2 | ▲ 3.2 | 230 | 105.8 | 8.8 | 113 |
| Mar-12 | 103.8 | 7.0 | 775 | 102.4 | 8.6 | 266 | 104.0 | 9.3 | 314 | 105.5 | 0.9 | 195 |
| Apr-12 | 100.7 | 4.6 | 647 | 94.7 | 5.9 | 211 | 99.0 | 1.6 | 260 | 111.9 | 8.1 | 176 |
| May-12 | 97.4 | ▲ 3.6 | 698 | 86.8 | ▲ 6.3 | 293 | 97.7 | ▲ 5.9 | 280 | 114.5 | 7.1 | 125 |
| Jun-12 | 102.3 | 2.3 | 771 | 94.9 | ▲ 3.6 | 328 | 100.7 | 1.9 | 293 | 117.7 | 12.4 | 150 |
| Jul-12 | 102.2 | ▲ 0.2 | 783 | 95.1 | ▲ 5.3 | 351 | 102.6 | 0.7 | 295 | 113.9 | 6.6 | 137 |
| Aug-12 | 103.5 | 3.0 | 748 | 95.9 | ▲ 3.9 | 285 | 103.5 | 6.5 | 317 | 115.8 | 4.0 | 146 |
| Sep-12 | 105.4 | 6.6 | 730 | 98.9 | 7.8 | 285 | 104.2 | 4.3 | 329 | 121.1 | 11.6 | 116 |
| Oct-12 | 102.5 | 0.3 | 788 | 97.0 | 3.7 | 294 | 101.9 | ▲ 2.6 | 341 | 114.0 | 3.8 | 153 |
| Nov-12 | 98.4 | 0.7 | 851 | 91.3 | ▲ 1.5 | 376 | 98.5 | 1.1 | 338 | 110.1 | 3.1 | 137 |
| Dec-12 | 100.2 | ▲ 3.7 | 709 | 93.7 | ▲ 8.7 | 299 | 102.1 | ▲ 1.2 | 281 | 106.9 | ▲ 1.9 | 129 |
| Jan-13 | 103.0 | 7.0 | 377 | 109.4 | 22.4 | 136 | 96.1 | ▲ 0.3 | 128 | 109.4 | 3.8 | 113 |
| Feb-13 | 102.4 | 6.0 | 469 | 90.2 | 5.4 | 191 | 104.7 | 6.6 | 195 | 117.6 | 11.1 | 83 |
| Mar-13 | 108.4 | 4.4 | 778 | 105.2 | 2.7 | 275 | 105.2 | 1.1 | 309 | 120.0 | 13.8 | 194 |
| Apr-13 | 102.3 | 1.6 | 684 | 90.8 | ▲ 4.1 | 234 | 103.0 | 4.0 | 281 | 115.7 | 3.3 | 169 |
| May-13 | 104.9 | 7.7 | 699 | 100.9 | 16.2 | 313 | 101.9 | 4.3 | 251 | 119.5 | 4.4 | 135 |
| Jun-13 | 108.4 | 5.9 | 808 | 102.2 | 7.7 | 323 | 106.1 | 5.3 | 337 | 124.7 | 6.0 | 148 |
| Jul-13 | 103.3 | 1.1 | 882 | 93.8 | ▲ 1.3 | 361 | 102.2 | ▲ 0.4 | 356 | 124.3 | 9.1 | 165 |
| Aug-13 | 108.4 | 4.7 | 795 | 105.7 | 10.2 | 313 | 101.5 | ▲ 1.9 | 314 | 130.6 | 12.8 | 168 |
| Sep-13 | 106.9 | 1.4 | 858 | 101.4 | 2.6 | 320 | 104.3 | 0.1 | 356 | 120.5 | ▲ 0.5 | 182 |
| Oct-13 | 104.6 | 2.0 | 881 | 95.6 | ▲ 1.4 | 343 | 101.8 | ▲ 0.2 | 373 | 125.6 | 10.2 | 165 |
| Nov-13 | 106.1 | 7.8 | 858 | 93.7 | 2.6 | 316 | 104.3 | 5.9 | 365 | 129.5 | 17.6 | 177 |
| Dec-13 | 105.5 | 5.3 | 752 | 100.6 | 7.4 | 286 | 100.7 | ▲ 1.3 | 310 | 124.8 | 16.7 | 156 |
| Jan-14 | 104.3 | 1.2 | 384 | 92.1 | ▲ 15.8 | 141 | 101.7 | 5.8 | 146 | 128.6 | 17.5 | 97 |
| Feb-14 | 105.1 | 2.6 | 465 | 98.0 | 8.7 | 164 | 99.7 | ▲ 4.8 | 190 | 126.4 | 7.5 | 111 |
| Mar-14 | 102.9 | ▲ 5.1 | 799 | 86.5 | ▲ 17.8 | 263 | 101.5 | ▲ 3.5 | 338 | 131.1 | 9.2 | 198 |
| Apr-14 | 107.3 | 4.9 | 518 | 95.6 | 5.2 | 178 | 103.4 | 0.4 | 189 | 129.7 | 12.2 | 151 |
| May-14 | 104.8 | ▲ 0.2 | 576 | 94.4 | ▲ 6.4 | 223 | 102.1 | 0.2 | 222 | 125.6 | 5.1 | 131 |
| Jun-14 | 108.8 | 0.4 | 641 | 97.5 | ▲ 4.6 | 246 | 108.8 | 2.6 | 277 | 128.5 | 3.0 | 118 |
| Jul-14 | 108.5 | 5.1 | 649 | 101.5 | 8.2 | 231 | 103.7 | 1.4 | 270 | 130.0 | 4.6 | 148 |
| Aug-14 | 102.8 | ▲ 5.1 | 545 | 93.4 | ▲ 11.7 | 197 | 97.5 | ▲ 4.0 | 245 | 134.7 | 3.1 | 103 |
| Sep-14 | 107.6 | 0.7 | 666 | 100.8 | ▲ 0.7 | 221 | 101.9 | ▲ 2.4 | 301 | 134.1 | 11.3 | 144 |
| Oct-14 | 109.9 | 5.1 | 667 | 102.4 | 7.0 | 223 | 105.3 | 3.5 | 299 | 134.6 | 7.1 | 145 |
| Nov-14 | 103.6 | ▲ 2.4 | 626 | 92.8 | ▲ 1.0 | 227 | 101.9 | ▲ 2.3 | 269 | 124.6 | ▲ 3.8 | 130 |
| Dec-14 | 110.5 | 4.7 | 693 | 99.8 | ▲ 0.8 | 252 | 106.1 | 5.3 | 291 | 140.8 | 12.9 | 150 |
| Jan-15 | 112.9 | 8.3 | 315 | 110.2 | 19.7 | 111 | 102.5 | 0.8 | 125 | 145.8 | 13.4 | 79 |
| Feb-15 | 107.6 | 2.4 | 364 | 86.3 | ▲ 11.9 | 111 | 103.2 | 3.5 | 142 | 147.9 | 17.0 | 111 |
| Mar-15 | 117.2 | 13.9 | 485 | 114.3 | 32.2 | 131 | 106.1 | 4.6 | 202 | 147.2 | 12.2 | 152 |

| | Residential Property | | | Residential Land | | | Detached House | | | Condominiums | | |
|--------|--|---|--|--|---|--|--|---|--|--|---|--|
| | Property Price Index (average of 2010=100) | change compared to year-earlier month (%) | Number of Samples used for calculation | Property Price Index (average of 2010=100) | change compared to year-earlier month (%) | Number of Samples used for calculation | Property Price Index (average of 2010=100) | change compared to year-earlier month (%) | Number of Samples used for calculation | Property Price Index (average of 2010=100) | change compared to year-earlier month (%) | Number of Samples used for calculation |
| Apr-08 | 105.8 | | 834 | 110.1 | | 346 | 101.9 | | 379 | 109.8 | | 109 |
| May-08 | 112.3 | | 892 | 116.9 | | 414 | 109.4 | | 400 | (109.9) | | 78 |
| Jun-08 | 106.2 | | 979 | 111.2 | | 453 | 103.5 | | 448 | (103.7) | | 78 |
| Jul-08 | 105.0 | | 1,088 | 106.2 | | 478 | 102.6 | | 521 | (115.6) | | 87 |
| Aug-08 | 107.9 | | 960 | 111.2 | | 425 | 104.6 | | 461 | (114.0) | | 74 |
| Sep-08 | 107.0 | | 985 | 107.9 | | 438 | 105.8 | | 467 | (110.5) | | 80 |
| Oct-08 | 105.1 | | 1,077 | 106.0 | | 416 | 104.6 | | 534 | (104.7) | | 127 |
| Nov-08 | 101.1 | | 910 | 102.0 | | 383 | 99.1 | | 437 | (109.2) | | 90 |
| Dec-08 | 100.8 | | 1,081 | 101.6 | | 469 | 100.1 | | 495 | (101.2) | | 117 |
| Jan-09 | 106.0 | | 652 | 116.7 | | 257 | 99.6 | | 321 | (102.5) | | 74 |
| Feb-09 | 99.7 | | 713 | 105.6 | | 282 | 96.8 | | 332 | (96.4) | | 99 |
| Mar-09 | 100.6 | | 1,056 | 103.1 | | 394 | 99.5 | | 530 | (99.6) | | 132 |
| Apr-09 | 101.1 | ▲ 4.4 | 855 | 106.4 | ▲ 3.3 | 343 | 98.3 | ▲ 3.5 | 410 | (98.2) | (▲ 10.5) | 102 |
| May-09 | 99.1 | ▲ 11.8 | 771 | 100.1 | ▲ 14.4 | 325 | 98.4 | ▲ 10.1 | 355 | (99.3) | (▲ 9.7) | 91 |
| Jun-09 | 99.8 | ▲ 6.0 | 1,024 | 99.6 | ▲ 10.4 | 395 | 98.8 | ▲ 4.5 | 528 | (105.9) | (2.1) | 101 |
| Jul-09 | 100.1 | ▲ 4.6 | 1,036 | 102.6 | ▲ 3.3 | 433 | 100.8 | ▲ 1.7 | 470 | 90.4 | ▲ 21.8 | 133 |
| Aug-09 | 99.1 | ▲ 8.1 | 818 | 98.2 | ▲ 11.7 | 360 | 100.2 | ▲ 4.2 | 363 | 97.4 | ▲ 14.5 | 95 |
| Sep-09 | 101.3 | ▲ 5.3 | 911 | 108.2 | 0.3 | 375 | 98.1 | ▲ 7.3 | 444 | 95.9 | ▲ 13.2 | 92 |
| Oct-09 | 99.5 | ▲ 5.3 | 854 | 98.6 | ▲ 6.9 | 355 | 99.5 | ▲ 4.9 | 412 | 102.6 | ▲ 2.0 | 87 |
| Nov-09 | 101.5 | 0.4 | 952 | 96.4 | ▲ 5.6 | 387 | 103.5 | 4.5 | 453 | 108.0 | ▲ 1.1 | 112 |
| Dec-09 | 99.9 | ▲ 0.9 | 973 | 97.6 | ▲ 3.9 | 440 | 101.1 | 1.1 | 429 | 101.2 | ▲ 0.1 | 104 |
| Jan-10 | 99.3 | ▲ 6.3 | 610 | 98.6 | ▲ 15.5 | 255 | 98.9 | ▲ 0.8 | 280 | 103.5 | 1.0 | 75 |
| Feb-10 | 101.0 | 1.2 | 666 | 103.9 | ▲ 1.6 | 265 | 98.1 | 1.4 | 305 | 105.4 | 9.2 | 96 |
| Mar-10 | 100.2 | ▲ 0.4 | 1,086 | 99.4 | ▲ 3.5 | 426 | 100.9 | 1.4 | 483 | 99.6 | ▲ 0.0 | 177 |
| Apr-10 | 98.0 | ▲ 3.1 | 876 | 98.5 | ▲ 7.4 | 365 | 99.0 | 0.7 | 399 | 91.7 | ▲ 6.6 | 112 |
| May-10 | 99.2 | 0.1 | 868 | 103.0 | 2.9 | 391 | 97.7 | ▲ 0.6 | 382 | 93.5 | ▲ 5.9 | 95 |
| Jun-10 | 98.0 | ▲ 1.9 | 998 | 102.0 | 2.4 | 474 | 96.7 | ▲ 2.2 | 398 | 91.2 | ▲ 13.9 | 126 |
| Jul-10 | 99.6 | ▲ 0.6 | 1,003 | 98.3 | ▲ 4.2 | 470 | 100.8 | ▲ 0.1 | 421 | 97.8 | 8.2 | 112 |
| Aug-10 | 98.4 | ▲ 0.8 | 887 | 99.5 | 1.4 | 410 | 97.5 | ▲ 2.7 | 379 | 99.1 | 1.8 | 98 |
| Sep-10 | 102.7 | 1.4 | 1,003 | 98.1 | ▲ 9.3 | 490 | 105.2 | 7.3 | 405 | 107.9 | 12.5 | 108 |
| Oct-10 | 101.2 | 1.6 | 929 | 102.2 | 3.6 | 415 | 100.0 | 0.5 | 409 | 103.4 | 0.8 | 105 |
| Nov-10 | 102.4 | 0.8 | 1,027 | 99.9 | 3.7 | 461 | 104.9 | 1.3 | 450 | 98.3 | ▲ 9.0 | 116 |
| Dec-10 | 99.8 | ▲ 0.0 | 1,060 | 96.4 | ▲ 1.2 | 489 | 100.4 | ▲ 0.7 | 468 | 108.7 | 7.5 | 103 |
| Jan-11 | 99.1 | ▲ 0.3 | 451 | 102.3 | 3.8 | 213 | 95.8 | ▲ 3.1 | 176 | 103.0 | ▲ 0.5 | 62 |
| Feb-11 | 101.0 | 0.0 | 372 | 95.6 | ▲ 8.0 | 180 | 103.8 | 5.7 | 138 | 106.7 | 1.3 | 54 |
| Mar-11 | 100.4 | 0.2 | 628 | 94.6 | ▲ 4.9 | 307 | 101.3 | 0.4 | 250 | (115.9) | (16.3) | 71 |
| Apr-11 | 103.2 | 5.3 | 761 | 95.7 | ▲ 2.9 | 316 | 106.2 | 7.3 | 351 | (112.1) | (22.2) | 94 |
| May-11 | 103.4 | 4.3 | 841 | 97.1 | ▲ 5.7 | 365 | 106.8 | 9.3 | 382 | (107.4) | (14.9) | 94 |
| Jun-11 | 104.3 | 6.5 | 922 | 98.8 | ▲ 3.1 | 414 | 106.4 | 10.0 | 429 | (114.1) | (25.1) | 79 |
| Jul-11 | 104.0 | 4.4 | 927 | 101.4 | 3.1 | 472 | 104.6 | 3.8 | 366 | (110.5) | (13.0) | 89 |
| Aug-11 | 105.6 | 7.3 | 851 | 101.3 | 1.8 | 383 | 107.2 | 10.0 | 393 | (113.9) | (15.0) | 75 |
| Sep-11 | 104.4 | 1.6 | 989 | 98.2 | 0.0 | 510 | 107.5 | 2.2 | 394 | (114.0) | (5.7) | 85 |
| Oct-11 | 104.7 | 3.6 | 825 | 98.1 | ▲ 4.0 | 419 | 106.9 | 6.9 | 331 | (122.4) | (18.5) | 75 |
| Nov-11 | 103.7 | 1.3 | 911 | 99.4 | ▲ 0.5 | 430 | 103.9 | ▲ 0.9 | 380 | (117.7) | (19.7) | 101 |
| Dec-11 | 103.0 | 3.2 | 1,093 | 94.1 | ▲ 2.4 | 551 | 106.7 | 6.2 | 429 | (121.6) | (12.0) | 113 |
| Jan-12 | 104.4 | 5.4 | 531 | 95.6 | ▲ 6.6 | 270 | 107.9 | 12.7 | 197 | (121.5) | (18.0) | 64 |
| Feb-12 | 103.7 | 2.7 | 731 | 99.1 | 3.7 | 333 | 105.0 | 1.2 | 298 | (113.4) | (6.2) | 100 |
| Mar-12 | 107.4 | 7.0 | 1,104 | 103.3 | 9.3 | 474 | 107.6 | 6.2 | 459 | (119.0) | (2.7) | 171 |
| Apr-12 | 106.0 | 2.7 | 933 | 98.8 | 3.2 | 425 | 106.5 | 0.3 | 405 | (130.1) | (16.1) | 103 |
| May-12 | 107.5 | 3.9 | 1,009 | 102.6 | 5.6 | 487 | 107.6 | 0.7 | 411 | (125.2) | (16.6) | 111 |
| Jun-12 | 106.8 | 2.4 | 1,068 | 98.7 | ▲ 0.1 | 547 | 108.4 | 2.0 | 418 | (131.8) | (15.5) | 103 |
| Jul-12 | 106.6 | 2.6 | 1,215 | 97.2 | ▲ 4.1 | 642 | 110.6 | 5.7 | 470 | 126.3 | 14.3 | 103 |
| Aug-12 | 106.3 | 0.7 | 1,041 | 97.9 | ▲ 3.3 | 520 | 109.2 | 1.9 | 436 | 126.6 | 11.1 | 85 |
| Sep-12 | 107.4 | 2.9 | 1,039 | 101.1 | 3.0 | 527 | 108.1 | 0.6 | 392 | 128.0 | 12.3 | 120 |
| Oct-12 | 106.6 | 1.8 | 1,164 | 98.6 | 0.5 | 597 | 106.3 | ▲ 0.6 | 473 | 144.2 | 17.8 | 94 |
| Nov-12 | 106.9 | 3.1 | 1,242 | 92.9 | ▲ 6.6 | 596 | 111.1 | 6.9 | 524 | 141.1 | 19.9 | 122 |
| Dec-12 | 106.7 | 3.7 | 1,273 | 96.3 | 2.4 | 623 | 110.9 | 4.0 | 521 | 125.7 | 3.2 | 129 |
| Jan-13 | 106.2 | 1.7 | 704 | 97.7 | 2.2 | 322 | 106.8 | ▲ 1.1 | 292 | 134.0 | 10.2 | 90 |
| Feb-13 | 108.2 | 4.3 | 761 | 95.6 | ▲ 3.6 | 380 | 113.1 | 7.8 | 299 | 133.8 | 18.0 | 82 |
| Mar-13 | 112.7 | 4.9 | 1,243 | 99.4 | ▲ 3.8 | 562 | 117.5 | 9.1 | 500 | 134.1 | 12.6 | 181 |
| Apr-13 | 112.2 | 5.9 | 1,052 | 98.8 | 0.0 | 468 | 114.2 | 7.3 | 431 | 144.4 | 11.0 | 153 |
| May-13 | 114.1 | 6.2 | 1,079 | 105.9 | 3.2 | 518 | 113.3 | 5.3 | 414 | 144.7 | 15.6 | 147 |
| Jun-13 | 112.8 | 5.6 | 1,162 | 101.5 | 2.9 | 593 | 115.4 | 6.4 | 427 | 143.2 | 8.7 | 142 |
| Jul-13 | 110.4 | 3.6 | 1,354 | 98.0 | 0.9 | 710 | 114.8 | 3.8 | 509 | 140.3 | 11.1 | 135 |
| Aug-13 | 112.8 | 6.1 | 1,120 | 104.1 | 6.3 | 599 | 113.0 | 3.5 | 416 | 149.3 | 17.9 | 105 |
| Sep-13 | 110.7 | 3.1 | 1,163 | 100.4 | ▲ 0.7 | 606 | 112.3 | 3.8 | 449 | 145.4 | 13.6 | 108 |
| Oct-13 | 115.0 | 7.9 | 1,163 | 103.0 | 4.4 | 568 | 117.3 | 10.4 | 465 | 151.0 | 4.7 | 130 |
| Nov-13 | 113.8 | 6.4 | 1,145 | 103.8 | 11.7 | 511 | 113.4 | 2.1 | 506 | 151.3 | 7.2 | 128 |
| Dec-13 | 112.3 | 5.2 | 1,296 | 99.4 | 3.2 | 627 | 115.0 | 3.7 | 557 | 149.8 | 19.2 | 112 |
| Jan-14 | 115.2 | 8.5 | 769 | 102.2 | 4.6 | 359 | 114.4 | 7.2 | 305 | 164.5 | 22.8 | 105 |
| Feb-14 | 115.7 | 7.0 | 847 | 103.0 | 7.7 | 338 | 117.6 | 3.9 | 370 | 147.5 | 10.2 | 139 |
| Mar-14 | 117.5 | 4.2 | 1,429 | 106.0 | 6.6 | 547 | 117.1 | ▲ 0.3 | 695 | 155.8 | 16.2 | 187 |
| Apr-14 | 115.4 | 2.9 | 810 | 93.2 | ▲ 5.7 | 333 | 119.3 | 4.4 | 350 | 166.4 | 15.2 | 127 |
| May-14 | 115.6 | 1.3 | 822 | 103.2 | ▲ 2.5 | 368 | 114.4 | 0.9 | 344 | 164.1 | 13.4 | 110 |
| Jun-14 | 114.5 | 1.6 | 1,015 | 97.0 | ▲ 4.5 | 431 | 116.9 | 1.3 | 452 | 160.8 | 12.3 | 132 |
| Jul-14 | 113.7 | 3.0 | 1,058 | 99.5 | 1.5 | 475 | 114.5 | ▲ 0.3 | 445 | 158.9 | 13.3 | 138 |
| Aug-14 | 116.7 | 3.4 | 879 | 106.3 | 2.1 | 414 | 113.4 | 0.4 | 342 | 168.9 | 13.2 | 123 |
| Sep-14 | 116.1 | 4.8 | 986 | 100.9 | 0.5 | 425 | 117.3 | 4.5 | 414 | 157.7 | 8.5 | 147 |
| Oct-14 | 116.1 | 1.0 | 1,006 | 103.7 | 0.7 | 439 | 113.4 | ▲ 3.3 | 416 | 166.2 | 10.1 | 151 |
| Nov-14 | 112.1 | ▲ 1.5 | 1,044 | 99.1 | ▲ 4.5 | 464 | 113.8 | 0.3 | 456 | 154.4 | 2.1 | 124 |
| Dec-14 | 114.4 | 1.9 | 1,130 | 103.3 | 4.0 | 500 | 112.1 | ▲ 2.5 | 504 | 169.8 | 13.4 | 126 |
| Jan-15 | 121.7 | 5.6 | 618 | 109.3 | 6.9 | 257 | 123.1 | 7.6 | 269 | 152.9 | ▲ 7.1 | 92 |
| Feb-15 | 121.1 | 4.6 | 644 | 107.0 | 3.9 | 279 | 121.3 | 3.1 | 267 | 165.1 | 11.9 | 98 |
| Mar-15 | 117.3 | ▲ 0.1 | 888 | 101.6 | ▲ 4.1 | 337 | 119.4 | 2.0 | 380 | 154.3 | ▲ 0.9 | 171 |

※Due to number of samples being insufficient, numbers with parenthesis are "only advisory".

2-3 Kanto

| | Residential Property | | | Residential Land | | | Detached House | | | Condominiums | | |
|--------|--|---|--|--|---|--|--|---|--|--|---|--|
| | Property Price Index (average of 2010=100) | change compared to year-earlier month (%) | Number of Samples used for calculation | Property Price Index (average of 2010=100) | change compared to year-earlier month (%) | Number of Samples used for calculation | Property Price Index (average of 2010=100) | change compared to year-earlier month (%) | Number of Samples used for calculation | Property Price Index (average of 2010=100) | change compared to year-earlier month (%) | Number of Samples used for calculation |
| Apr-08 | 108.7 | | 5,210 | 113.5 | | 1,216 | 110.6 | | 2,112 | 102.3 | | 1,882 |
| May-08 | 106.1 | | 4,948 | 113.4 | | 1,311 | 106.3 | | 1,978 | 99.4 | | 1,659 |
| Jun-08 | 107.6 | | 5,465 | 114.0 | | 1,332 | 108.4 | | 2,294 | 101.5 | | 1,839 |
| Jul-08 | 106.2 | | 5,837 | 110.9 | | 1,452 | 107.4 | | 2,421 | 100.7 | | 1,964 |
| Aug-08 | 104.9 | | 4,998 | 113.0 | | 1,250 | 105.5 | | 2,037 | 97.7 | | 1,711 |
| Sep-08 | 104.7 | | 5,398 | 107.6 | | 1,330 | 107.3 | | 2,223 | 98.7 | | 1,845 |
| Oct-08 | 101.7 | | 5,404 | 103.6 | | 1,355 | 103.1 | | 2,192 | 98.4 | | 1,857 |
| Nov-08 | 101.1 | | 4,873 | 104.4 | | 1,121 | 102.3 | | 2,074 | 97.0 | | 1,678 |
| Dec-08 | 98.6 | | 5,379 | 98.9 | | 1,370 | 101.4 | | 2,157 | 94.6 | | 1,852 |
| Jan-09 | 97.8 | | 3,846 | 97.6 | | 853 | 101.6 | | 1,528 | 93.3 | | 1,465 |
| Feb-09 | 96.6 | | 4,285 | 98.0 | | 884 | 98.4 | | 1,803 | 93.2 | | 1,598 |
| Mar-09 | 98.3 | | 7,222 | 99.9 | | 1,460 | 101.5 | | 2,929 | 93.4 | | 2,833 |
| Apr-09 | 96.0 | ▲ 11.6 | 5,055 | 99.4 | ▲ 12.5 | 1,109 | 95.9 | ▲ 13.3 | 2,000 | 93.9 | ▲ 8.3 | 1,946 |
| May-09 | 97.3 | ▲ 8.3 | 4,772 | 101.4 | ▲ 10.6 | 1,171 | 97.3 | ▲ 8.5 | 1,897 | 94.3 | ▲ 5.1 | 1,704 |
| Jun-09 | 96.5 | ▲ 10.4 | 6,257 | 100.5 | ▲ 11.8 | 1,514 | 97.0 | ▲ 10.4 | 2,456 | 92.9 | ▲ 8.4 | 2,287 |
| Jul-09 | 97.6 | ▲ 8.1 | 6,161 | 101.3 | ▲ 8.6 | 1,546 | 98.2 | ▲ 8.5 | 2,411 | 94.1 | ▲ 6.5 | 2,204 |
| Aug-09 | 97.7 | ▲ 6.8 | 4,956 | 98.7 | ▲ 12.6 | 1,243 | 98.9 | ▲ 6.2 | 1,862 | 95.5 | ▲ 2.3 | 1,851 |
| Sep-09 | 99.6 | ▲ 4.9 | 5,490 | 103.4 | ▲ 3.9 | 1,357 | 100.3 | ▲ 6.5 | 2,119 | 95.9 | ▲ 2.9 | 2,014 |
| Oct-09 | 96.2 | ▲ 5.5 | 5,476 | 97.5 | ▲ 5.9 | 1,273 | 96.3 | ▲ 6.6 | 2,081 | 95.0 | ▲ 3.4 | 2,122 |
| Nov-09 | 99.5 | ▲ 1.5 | 5,579 | 99.5 | ▲ 4.7 | 1,329 | 100.6 | ▲ 1.6 | 2,090 | 98.3 | ▲ 1.3 | 2,160 |
| Dec-09 | 97.7 | ▲ 0.9 | 5,915 | 96.9 | ▲ 2.0 | 1,540 | 99.6 | ▲ 1.8 | 2,236 | 95.8 | ▲ 1.3 | 2,139 |
| Jan-10 | 98.0 | 0.2 | 4,007 | 96.9 | ▲ 0.7 | 905 | 99.3 | ▲ 2.3 | 1,496 | 97.2 | ▲ 4.2 | 1,606 |
| Feb-10 | 98.8 | 2.3 | 4,973 | 96.8 | ▲ 1.3 | 1,134 | 100.0 | 1.6 | 1,854 | 98.8 | ▲ 6.0 | 1,985 |
| Mar-10 | 101.0 | 2.8 | 7,642 | 102.1 | 2.2 | 1,606 | 102.1 | 0.6 | 2,973 | 99.0 | ▲ 6.0 | 3,063 |
| Apr-10 | 98.9 | 3.0 | 5,737 | 99.9 | 0.5 | 1,331 | 97.2 | 1.3 | 2,178 | 100.2 | ▲ 6.7 | 2,228 |
| May-10 | 100.8 | 3.6 | 4,900 | 102.8 | 1.4 | 1,170 | 100.4 | 3.2 | 1,842 | 99.9 | ▲ 6.0 | 1,888 |
| Jun-10 | 99.9 | 3.6 | 5,812 | 101.3 | 0.8 | 1,482 | 99.3 | 2.3 | 2,146 | 99.7 | ▲ 7.3 | 2,184 |
| Jul-10 | 99.4 | 1.8 | 6,501 | 98.8 | ▲ 2.5 | 1,615 | 99.0 | 0.8 | 2,400 | 100.4 | ▲ 6.6 | 2,486 |
| Aug-10 | 100.8 | 3.2 | 5,580 | 100.1 | 1.4 | 1,406 | 100.6 | 1.6 | 2,231 | 101.7 | ▲ 6.5 | 1,943 |
| Sep-10 | 101.0 | 1.4 | 6,025 | 102.7 | ▲ 0.6 | 1,440 | 100.5 | 0.2 | 2,397 | 100.3 | ▲ 4.6 | 2,188 |
| Oct-10 | 100.3 | 4.3 | 5,580 | 100.2 | 2.8 | 1,374 | 99.0 | 2.8 | 2,310 | 102.1 | ▲ 7.4 | 1,896 |
| Nov-10 | 99.9 | 0.4 | 6,376 | 101.0 | 1.5 | 1,390 | 100.7 | 0.1 | 2,465 | 98.3 | 0.0 | 2,521 |
| Dec-10 | 100.9 | 3.3 | 6,790 | 97.4 | 0.6 | 1,662 | 101.9 | 2.3 | 2,743 | 102.4 | ▲ 6.8 | 2,385 |
| Jan-11 | 100.4 | 2.5 | 4,523 | 104.2 | 7.6 | 1,028 | 99.6 | 0.2 | 1,739 | 98.9 | ▲ 1.8 | 1,756 |
| Feb-11 | 100.4 | 1.6 | 4,572 | 100.5 | 3.9 | 1,061 | 99.3 | ▲ 0.7 | 1,762 | 101.8 | ▲ 3.0 | 1,749 |
| Mar-11 | 102.1 | 1.1 | 7,049 | 102.1 | ▲ 0.0 | 1,417 | 101.6 | ▲ 0.5 | 2,865 | 102.8 | ▲ 3.9 | 2,767 |
| Apr-11 | 100.7 | 1.9 | 4,798 | 101.7 | 1.8 | 1,185 | 99.0 | 1.8 | 1,934 | 102.3 | ▲ 2.1 | 1,679 |
| May-11 | 99.7 | ▲ 1.1 | 4,505 | 98.2 | ▲ 4.5 | 1,069 | 99.8 | ▲ 0.6 | 1,865 | 100.7 | ▲ 0.8 | 1,571 |
| Jun-11 | 100.1 | 0.2 | 5,380 | 98.6 | ▲ 2.7 | 1,369 | 99.4 | 0.1 | 2,241 | 102.3 | ▲ 2.7 | 1,770 |
| Jul-11 | 100.2 | 0.8 | 5,323 | 99.3 | 0.5 | 1,347 | 100.2 | 1.2 | 2,241 | 101.0 | ▲ 0.6 | 1,735 |
| Aug-11 | 100.2 | ▲ 0.6 | 5,051 | 100.3 | 0.2 | 1,215 | 98.9 | ▲ 1.6 | 2,148 | 101.9 | ▲ 0.2 | 1,688 |
| Sep-11 | 100.9 | ▲ 0.1 | 5,729 | 100.3 | ▲ 2.3 | 1,406 | 100.3 | ▲ 0.2 | 2,486 | 102.3 | ▲ 2.0 | 1,837 |
| Oct-11 | 100.8 | 0.5 | 5,016 | 102.0 | 1.8 | 1,226 | 98.8 | ▲ 0.2 | 2,205 | 102.9 | ▲ 0.8 | 1,585 |
| Nov-11 | 97.8 | ▲ 2.1 | 5,388 | 96.1 | ▲ 4.9 | 1,255 | 97.6 | ▲ 3.1 | 2,414 | 99.7 | ▲ 1.4 | 1,719 |
| Dec-11 | 98.6 | ▲ 2.3 | 6,340 | 97.5 | 0.1 | 1,549 | 98.8 | ▲ 3.1 | 2,709 | 99.3 | ▲ 3.0 | 2,082 |
| Jan-12 | 100.1 | ▲ 0.3 | 3,867 | 100.1 | ▲ 4.0 | 962 | 98.4 | ▲ 1.2 | 1,545 | 102.5 | ▲ 3.6 | 1,360 |
| Feb-12 | 99.0 | ▲ 1.4 | 4,919 | 99.5 | ▲ 1.0 | 1,105 | 97.3 | ▲ 2.0 | 2,097 | 100.9 | ▲ 0.8 | 1,717 |
| Mar-12 | 100.2 | ▲ 1.9 | 7,652 | 100.9 | ▲ 1.1 | 1,639 | 99.5 | ▲ 2.1 | 3,126 | 100.5 | ▲ 2.3 | 2,887 |
| Apr-12 | 97.6 | ▲ 3.1 | 5,154 | 95.8 | ▲ 5.8 | 1,155 | 96.0 | ▲ 3.0 | 2,071 | 101.2 | ▲ 1.1 | 1,928 |
| May-12 | 97.9 | ▲ 1.8 | 5,199 | 97.2 | ▲ 1.1 | 1,309 | 96.7 | ▲ 3.1 | 2,096 | 100.1 | ▲ 0.6 | 1,794 |
| Jun-12 | 98.9 | ▲ 1.1 | 5,827 | 99.1 | 0.5 | 1,397 | 97.8 | ▲ 1.6 | 2,521 | 100.5 | ▲ 1.8 | 1,909 |
| Jul-12 | 97.5 | ▲ 2.6 | 6,138 | 94.7 | ▲ 4.6 | 1,539 | 96.2 | ▲ 4.0 | 2,592 | 101.9 | ▲ 0.9 | 2,007 |
| Aug-12 | 97.8 | ▲ 2.3 | 5,439 | 96.0 | ▲ 4.2 | 1,297 | 96.2 | ▲ 2.7 | 2,306 | 101.6 | ▲ 0.3 | 1,836 |
| Sep-12 | 99.0 | ▲ 1.8 | 5,690 | 99.5 | ▲ 0.8 | 1,353 | 98.2 | ▲ 2.0 | 2,451 | 99.8 | ▲ 2.4 | 1,886 |
| Oct-12 | 98.2 | ▲ 2.5 | 5,563 | 99.0 | ▲ 2.9 | 1,372 | 96.7 | ▲ 2.2 | 2,361 | 99.9 | ▲ 2.9 | 1,830 |
| Nov-12 | 97.4 | ▲ 0.5 | 6,164 | 96.7 | 0.6 | 1,471 | 96.7 | ▲ 0.8 | 2,577 | 98.8 | ▲ 0.9 | 2,116 |
| Dec-12 | 97.1 | ▲ 1.6 | 6,635 | 92.8 | ▲ 4.9 | 1,576 | 98.4 | ▲ 0.4 | 2,868 | 98.5 | ▲ 0.8 | 2,191 |
| Jan-13 | 96.9 | ▲ 3.2 | 4,263 | 93.3 | ▲ 6.8 | 1,041 | 96.6 | ▲ 1.8 | 1,661 | 100.0 | ▲ 2.4 | 1,561 |
| Feb-13 | 98.1 | ▲ 0.9 | 5,259 | 99.5 | 0.0 | 1,036 | 96.8 | ▲ 0.5 | 2,121 | 98.8 | ▲ 2.1 | 2,102 |
| Mar-13 | 99.4 | ▲ 0.8 | 8,653 | 98.1 | ▲ 2.8 | 1,636 | 98.8 | ▲ 0.7 | 3,589 | 100.9 | ▲ 0.5 | 3,428 |
| Apr-13 | 99.2 | 1.6 | 6,341 | 99.9 | 4.2 | 1,336 | 96.4 | 0.4 | 2,466 | 102.5 | ▲ 1.3 | 2,539 |
| May-13 | 98.9 | 1.0 | 6,228 | 97.9 | 0.8 | 1,383 | 96.4 | ▲ 0.3 | 2,514 | 103.0 | ▲ 2.8 | 2,331 |
| Jun-13 | 99.7 | 0.8 | 6,737 | 96.9 | ▲ 2.1 | 1,555 | 98.6 | 0.8 | 2,769 | 103.3 | ▲ 2.8 | 2,413 |
| Jul-13 | 99.7 | 2.2 | 6,944 | 96.6 | 2.0 | 1,634 | 98.1 | 2.0 | 2,771 | 104.3 | ▲ 2.4 | 2,539 |
| Aug-13 | 101.7 | 4.0 | 6,198 | 99.6 | 3.7 | 1,471 | 100.1 | 4.0 | 2,477 | 105.5 | ▲ 3.8 | 2,250 |
| Sep-13 | 100.4 | 1.3 | 6,195 | 97.5 | ▲ 2.0 | 1,500 | 98.2 | ▲ 0.0 | 2,598 | 105.7 | ▲ 5.9 | 2,097 |
| Oct-13 | 100.6 | 2.4 | 5,856 | 99.6 | 0.6 | 1,377 | 97.4 | 0.8 | 2,396 | 106.2 | ▲ 6.3 | 2,083 |
| Nov-13 | 102.0 | 4.8 | 6,176 | 98.3 | 1.6 | 1,362 | 100.4 | 3.8 | 2,656 | 107.3 | ▲ 8.6 | 2,158 |
| Dec-13 | 100.7 | 3.8 | 6,628 | 95.0 | 2.4 | 1,508 | 98.5 | 0.1 | 2,773 | 108.6 | ▲ 10.2 | 2,347 |
| Jan-14 | 101.0 | 4.3 | 4,642 | 96.6 | 3.6 | 983 | 98.0 | 1.4 | 1,754 | 107.8 | ▲ 7.8 | 1,905 |
| Feb-14 | 102.4 | 4.4 | 5,311 | 96.5 | ▲ 3.1 | 1,028 | 99.5 | 2.7 | 2,195 | 110.4 | ▲ 11.7 | 2,088 |
| Mar-14 | 102.6 | 3.3 | 8,809 | 96.2 | ▲ 1.9 | 1,679 | 101.1 | 2.3 | 3,537 | 108.8 | ▲ 7.8 | 3,593 |
| Apr-14 | 100.3 | 1.1 | 4,440 | 93.4 | ▲ 6.5 | 835 | 98.1 | 1.8 | 1,609 | 107.4 | ▲ 4.8 | 1,996 |
| May-14 | 103.1 | 4.2 | 4,862 | 103.5 | 5.7 | 893 | 98.2 | 1.8 | 1,905 | 109.2 | ▲ 6.1 | 2,064 |
| Jun-14 | 101.2 | 1.5 | 5,593 | 98.1 | 1.2 | 1,149 | 97.5 | ▲ 1.1 | 2,344 | 109.1 | ▲ 5.6 | 2,100 |
| Jul-14 | 102.4 | 2.7 | 5,727 | 98.8 | 2.3 | 1,183 | 98.1 | 0.0 | 2,315 | 111.2 | ▲ 6.5 | 2,229 |
| Aug-14 | 101.5 | ▲ 0.3 | 4,990 | 97.1 | ▲ 2.5 | 989 | 97.1 | ▲ 3.0 | 2,100 | 111.0 | ▲ 5.1 | 1,901 |
| Sep-14 | 102.8 | 2.4 | 5,659 | 100.0 | 2.5 | 1,112 | 98.2 | 0.0 | 2,451 | 111.4 | ▲ 5.4 | 2,096 |
| Oct-14 | 101.3 | 0.6 | 5,321 | 94.4 | ▲ 5.3 | 1,057 | 97.3 | ▲ 0.1 | 2,175 | 111.8 | ▲ 5.3 | 2,089 |
| Nov-14 | 101.5 | ▲ 0.5 | 5,344 | 96.9 | ▲ 1.4 | 1,063 | 96.8 | ▲ 3.5 | 2,280 | 111.7 | ▲ 4.2 | 2,001 |
| Dec-14 | 102.4 | 1.7 | 6,339 | 99.9 | 5.2 | 1,238 | 97.0 | ▲ 1.6 | 2,721 | 112.2 | ▲ 3.4 | 2,380 |
| Jan-15 | 104.2 | 3.7 | 3,887 | 98.0 | 1.4 | 757 | 98.6 | 0.6 | 1,404 | 114.7 | ▲ 6.4 | 1,726 |
| Feb-15 | 104.9 | 2.5 | 4,849 | 101.0 | 4.7 | 859 | 99.5 | 0.0 | 1,862 | 114.1 | ▲ 3.4 | 2,128 |
| Mar-15 | 104.5 | 1.8 | 5,846 | 94.9 | ▲ 1.4 | 1,039 | 98.5 | ▲ 2.5 | 2,156 | 118.3 | ▲ 8.7 | 2,651 |

2-4 Hokuriku

| | Residential Property | | | Residential Land | | | Detached House | | | Condominiums | | |
|--------|--|---|--|--|---|--|--|---|--|--|---|--|
| | Property Price Index (average of 2010=100) | change compared to year-earlier month (%) | Number of Samples used for calculation | Property Price Index (average of 2010=100) | change compared to year-earlier month (%) | Number of Samples used for calculation | Property Price Index (average of 2010=100) | change compared to year-earlier month (%) | Number of Samples used for calculation | Property Price Index (average of 2010=100) | change compared to year-earlier month (%) | Number of Samples used for calculation |
| Apr-08 | 111.8 | | 240 | 127.0 | | 123 | 100.9 | | 101 | (97.3) | | 16 |
| May-08 | 113.9 | | 233 | 110.6 | | 127 | (119.2) | | 89 | (106.6) | | 17 |
| Jun-08 | 116.6 | | 277 | 110.4 | | 161 | (122.0) | | 89 | (123.9) | | 27 |
| Jul-08 | 109.9 | | 298 | 110.5 | | 168 | (109.8) | | 113 | (107.2) | | 17 |
| Aug-08 | 116.0 | | 280 | 118.0 | | 160 | (116.9) | | 101 | (101.2) | | 19 |
| Sep-08 | 109.2 | | 237 | 109.6 | | 132 | (107.8) | | 90 | (114.1) | | 15 |
| Oct-08 | 108.7 | | 285 | 104.9 | | 146 | 112.3 | | 124 | (107.6) | | 15 |
| Nov-08 | 112.2 | | 250 | 106.1 | | 124 | 117.1 | | 105 | (118.3) | | 21 |
| Dec-08 | 104.0 | | 284 | 104.6 | | 171 | 102.6 | | 94 | (106.3) | | 19 |
| Jan-09 | 106.6 | | 182 | 106.5 | | 88 | (105.5) | | 83 | (113.9) | | 11 |
| Feb-09 | 101.0 | | 176 | 91.2 | | 89 | (109.1) | | 75 | (109.7) | | 12 |
| Mar-09 | 105.3 | | 303 | 104.5 | | 142 | 106.5 | | 141 | (102.5) | | 20 |
| Apr-09 | 108.2 | ▲ 3.2 | 235 | 104.7 | ▲ 17.5 | 110 | 111.3 | 10.3 | 103 | (109.6) | (12.7) | 22 |
| May-09 | 107.9 | ▲ 5.3 | 197 | 105.6 | ▲ 4.6 | 89 | 108.1 | ▲ 9.3 | 91 | (115.8) | (8.6) | 17 |
| Jun-09 | 100.2 | ▲ 14.0 | 291 | 101.7 | ▲ 7.9 | 162 | 95.9 | ▲ 21.4 | 107 | (112.0) | (▲ 9.6) | 22 |
| Jul-09 | 104.6 | ▲ 4.8 | 292 | 101.8 | ▲ 7.9 | 159 | 106.7 | ▲ 2.9 | 110 | (108.9) | (1.6) | 23 |
| Aug-09 | 104.3 | ▲ 10.1 | 208 | 101.9 | ▲ 13.6 | 98 | 104.6 | ▲ 10.5 | 89 | (110.6) | (9.3) | 21 |
| Sep-09 | 105.0 | ▲ 3.9 | 214 | 104.9 | ▲ 4.2 | 114 | (102.2) | (▲ 5.2) | 77 | (115.9) | (1.5) | 23 |
| Oct-09 | 103.8 | ▲ 4.6 | 245 | 108.5 | 3.4 | 132 | (99.9) | (▲ 11.0) | 87 | (100.5) | (▲ 6.6) | 26 |
| Nov-09 | 107.5 | ▲ 4.3 | 230 | 107.8 | 1.6 | 119 | (104.6) | (▲ 10.7) | 92 | (119.7) | (1.2) | 19 |
| Dec-09 | 101.9 | ▲ 1.9 | 235 | 96.2 | ▲ 8.1 | 140 | (104.7) | (2.0) | 78 | (118.0) | (11.0) | 17 |
| Jan-10 | 100.1 | ▲ 6.1 | 162 | 99.3 | ▲ 6.8 | 96 | (102.0) | (▲ 3.4) | 55 | (95.3) | (▲ 16.3) | 11 |
| Feb-10 | 96.3 | ▲ 4.6 | 195 | 99.8 | 9.4 | 101 | (89.5) | (▲ 17.9) | 81 | (118.3) | (7.9) | 13 |
| Mar-10 | 101.8 | ▲ 3.3 | 256 | 91.5 | ▲ 12.5 | 141 | (108.1) | (1.5) | 89 | (125.0) | (22.0) | 26 |
| Apr-10 | 101.3 | ▲ 6.4 | 235 | 99.8 | ▲ 4.7 | 109 | (101.2) | (▲ 9.1) | 101 | (107.1) | (▲ 2.3) | 25 |
| May-10 | 94.2 | ▲ 12.7 | 238 | 98.0 | ▲ 7.2 | 133 | (95.2) | (▲ 12.0) | 95 | (71.8) | (▲ 38.0) | 10 |
| Jun-10 | 103.8 | 3.5 | 299 | 103.7 | 2.0 | 184 | (106.2) | (10.7) | 91 | (95.4) | (▲ 14.9) | 24 |
| Jul-10 | 98.2 | ▲ 6.1 | 318 | 99.0 | ▲ 2.7 | 176 | (97.4) | (▲ 8.7) | 109 | (97.9) | (▲ 10.1) | 33 |
| Aug-10 | 99.7 | ▲ 4.4 | 260 | 104.0 | 2.0 | 143 | (94.5) | (▲ 9.6) | 91 | (103.7) | (▲ 6.3) | 26 |
| Sep-10 | 100.5 | ▲ 4.3 | 289 | 97.9 | ▲ 6.7 | 152 | (102.1) | (▲ 0.1) | 109 | (103.6) | (▲ 10.6) | 28 |
| Oct-10 | 103.0 | ▲ 0.7 | 261 | 109.0 | 0.5 | 144 | (98.7) | (▲ 1.2) | 94 | (96.1) | (▲ 4.4) | 23 |
| Nov-10 | 98.4 | ▲ 8.5 | 259 | 96.8 | ▲ 10.2 | 136 | (102.8) | (▲ 1.7) | 98 | (85.9) | (▲ 28.2) | 25 |
| Dec-10 | 101.6 | ▲ 0.4 | 328 | 101.3 | 5.4 | 190 | (102.3) | (▲ 2.3) | 109 | (99.7) | (▲ 15.5) | 29 |
| Jan-11 | 99.6 | ▲ 0.4 | 190 | 98.2 | ▲ 1.0 | 111 | (100.3) | (▲ 1.6) | 60 | (102.9) | (7.9) | 19 |
| Feb-11 | 102.1 | 6.0 | 188 | 101.5 | 1.7 | 90 | (102.8) | (14.8) | 80 | (101.7) | (▲ 14.0) | 18 |
| Mar-11 | 100.8 | ▲ 1.0 | 278 | 103.0 | 12.6 | 142 | (98.7) | (▲ 8.7) | 114 | (101.4) | (▲ 18.8) | 22 |
| Apr-11 | 98.1 | ▲ 3.1 | 218 | 98.7 | ▲ 1.1 | 102 | (94.6) | (▲ 6.5) | 102 | (113.6) | (6.1) | 14 |
| May-11 | 98.7 | 4.8 | 239 | 96.7 | ▲ 1.4 | 141 | (99.2) | (4.2) | 86 | (108.1) | (50.5) | 12 |
| Jun-11 | 101.2 | ▲ 2.5 | 271 | 96.9 | ▲ 6.6 | 159 | (107.8) | (1.5) | 95 | (91.8) | (▲ 3.8) | 17 |
| Jul-11 | 103.0 | 4.9 | 295 | 93.8 | ▲ 5.3 | 188 | (107.9) | (10.8) | 88 | (130.8) | (33.6) | 19 |
| Aug-11 | 92.7 | ▲ 7.1 | 259 | 88.1 | ▲ 15.3 | 151 | (97.4) | (3.1) | 90 | (95.5) | (▲ 7.9) | 18 |
| Sep-11 | 98.1 | ▲ 2.4 | 241 | 99.2 | 1.3 | 141 | (97.6) | (▲ 4.4) | 86 | (94.6) | (▲ 8.6) | 14 |
| Oct-11 | 98.0 | ▲ 4.8 | 234 | 95.1 | ▲ 12.7 | 135 | (100.1) | (1.4) | 84 | (103.5) | (7.7) | 15 |
| Nov-11 | 96.0 | ▲ 2.4 | 252 | 86.0 | ▲ 11.1 | 142 | (102.2) | (▲ 0.5) | 92 | (115.4) | (34.4) | 18 |
| Dec-11 | 98.0 | ▲ 3.5 | 316 | 95.1 | ▲ 6.1 | 169 | (101.2) | (▲ 1.1) | 117 | (96.6) | (▲ 3.1) | 30 |
| Jan-12 | 98.5 | ▲ 1.1 | 175 | 92.3 | ▲ 6.1 | 101 | (101.5) | (1.2) | 61 | (117.0) | (13.7) | 13 |
| Feb-12 | 93.1 | ▲ 8.8 | 175 | 90.7 | ▲ 10.6 | 74 | (95.5) | (▲ 7.1) | 82 | (91.1) | (▲ 10.4) | 19 |
| Mar-12 | 100.3 | ▲ 0.5 | 369 | 95.6 | ▲ 7.3 | 202 | (106.9) | (8.4) | 106 | (97.0) | (▲ 4.4) | 61 |
| Apr-12 | 94.9 | ▲ 3.3 | 255 | 89.1 | ▲ 9.7 | 138 | (99.3) | (5.0) | 92 | (101.5) | (▲ 10.7) | 25 |
| May-12 | 97.3 | ▲ 1.4 | 273 | 93.9 | ▲ 2.9 | 152 | (99.2) | (0.0) | 104 | (106.5) | (▲ 1.4) | 17 |
| Jun-12 | 97.0 | ▲ 4.2 | 278 | 95.2 | ▲ 1.7 | 158 | (99.7) | (▲ 7.5) | 103 | (91.6) | (▲ 0.2) | 17 |
| Jul-12 | 96.7 | ▲ 6.0 | 283 | 93.9 | 0.1 | 166 | (98.4) | (▲ 8.8) | 108 | (105.5) | (▲ 19.3) | 9 |
| Aug-12 | 98.5 | 6.3 | 291 | 93.5 | 6.2 | 159 | (101.4) | (4.0) | 116 | (110.2) | (15.3) | 16 |
| Sep-12 | 99.5 | 1.4 | 256 | 96.1 | ▲ 3.1 | 132 | (101.9) | (4.4) | 86 | (102.1) | (7.8) | 38 |
| Oct-12 | 91.7 | ▲ 6.4 | 332 | 91.4 | ▲ 3.9 | 164 | 91.4 | ▲ 8.7 | 135 | (94.5) | (▲ 8.7) | 33 |
| Nov-12 | 94.9 | ▲ 1.2 | 291 | 86.1 | 0.1 | 170 | 105.9 | 3.5 | 99 | (94.6) | (▲ 18.0) | 22 |
| Dec-12 | 97.1 | ▲ 0.9 | 321 | 92.3 | ▲ 2.9 | 171 | 98.3 | ▲ 2.9 | 128 | (113.8) | (17.8) | 22 |
| Jan-13 | 102.9 | 4.5 | 194 | 94.9 | 2.9 | 113 | 110.9 | 9.2 | 72 | (101.1) | (▲ 13.5) | 9 |
| Feb-13 | 99.9 | 7.3 | 206 | 102.4 | 12.9 | 117 | 95.6 | 0.1 | 74 | (108.6) | (19.1) | 15 |
| Mar-13 | 98.5 | ▲ 1.7 | 317 | 95.4 | ▲ 0.1 | 159 | 100.8 | ▲ 5.8 | 106 | (100.5) | (3.6) | 52 |
| Apr-13 | 99.3 | 4.6 | 260 | 101.5 | 13.9 | 132 | 95.4 | ▲ 4.0 | 112 | (111.5) | (9.9) | 16 |
| May-13 | 96.9 | ▲ 0.4 | 264 | 96.3 | 2.6 | 157 | 96.1 | ▲ 3.1 | 91 | (105.3) | (▲ 1.2) | 16 |
| Jun-13 | 100.5 | 3.6 | 291 | 97.2 | 2.0 | 152 | 100.4 | 0.7 | 113 | (117.8) | (28.7) | 26 |
| Jul-13 | 105.0 | 8.6 | 363 | 98.6 | 5.0 | 209 | 108.1 | 9.8 | 135 | (128.4) | (21.6) | 19 |
| Aug-13 | 97.8 | ▲ 0.7 | 271 | 94.0 | 0.5 | 147 | 95.0 | ▲ 8.3 | 103 | (130.4) | (18.4) | 21 |
| Sep-13 | 98.6 | ▲ 0.9 | 303 | 98.9 | 2.9 | 170 | 97.3 | ▲ 4.5 | 115 | (104.5) | (2.3) | 18 |
| Oct-13 | 99.9 | 8.9 | 307 | 97.3 | 6.5 | 171 | 98.1 | 7.4 | 106 | (118.0) | (24.9) | 30 |
| Nov-13 | 99.1 | 4.4 | 283 | 90.9 | 5.5 | 150 | 101.8 | ▲ 3.9 | 108 | (127.3) | (34.6) | 25 |
| Dec-13 | 96.8 | ▲ 0.3 | 295 | 91.2 | ▲ 1.3 | 162 | 98.3 | 0.0 | 114 | (123.1) | (8.2) | 19 |
| Jan-14 | 103.3 | 0.4 | 173 | 100.8 | 6.2 | 91 | 101.7 | ▲ 3.3 | 73 | (125.8) | (24.4) | 9 |
| Feb-14 | 98.9 | ▲ 1.0 | 224 | 95.2 | ▲ 7.1 | 109 | 97.9 | 2.4 | 89 | (118.3) | (9.0) | 26 |
| Mar-14 | 103.7 | 5.2 | 334 | 99.7 | 4.5 | 176 | 101.6 | 0.8 | 134 | (138.2) | (37.6) | 24 |
| Apr-14 | 102.3 | 3.0 | 228 | 98.8 | ▲ 2.6 | 114 | 99.4 | 4.3 | 93 | (136.1) | (22.0) | 21 |
| May-14 | 99.5 | 2.6 | 228 | 94.0 | ▲ 2.4 | 121 | 100.7 | 4.8 | 92 | (123.8) | (17.6) | 15 |
| Jun-14 | 101.4 | 0.9 | 232 | 96.7 | ▲ 0.5 | 122 | 102.6 | 2.2 | 86 | (117.9) | (0.1) | 24 |
| Jul-14 | 98.4 | ▲ 6.3 | 247 | 97.5 | ▲ 1.2 | 117 | 99.3 | ▲ 8.1 | 113 | (97.5) | (▲ 24.0) | 17 |
| Aug-14 | 100.4 | 2.6 | 212 | 99.7 | 6.1 | 107 | 98.6 | 3.8 | 82 | (112.9) | (▲ 13.4) | 23 |
| Sep-14 | 102.4 | 3.8 | 222 | 104.5 | 5.6 | 121 | (97.5) | (0.1) | 79 | (119.0) | (13.9) | 22 |
| Oct-14 | 102.5 | 2.5 | 215 | 99.3 | 2.0 | 110 | (100.3) | (2.3) | 84 | (129.7) | (9.9) | 21 |
| Nov-14 | 103.2 | 4.1 | 227 | 98.9 | 8.8 | 116 | (105.6) | (3.8) | 93 | (111.0) | (▲ 12.8) | 18 |
| Dec-14 | 102.9 | 6.2 | 245 | 98.9 | 8.5 | 116 | (98.1) | (▲ 0.2) | 104 | (140.4) | (14.1) | 25 |
| Jan-15 | 102.9 | ▲ 0.4 | 154 | 94.8 | ▲ 5.9 | 76 | (104.4) | (2.7) | 64 | (134.5) | (6.9) | 14 |
| Feb-15 | 104.5 | 5.6 | 169 | 101.7 | 6.8 | 80 | (101.7) | (3.8) | 77 | (137.6) | (16.4) | 12 |
| Mar-15 | 106.8 | 3.0 | 228 | 99.6 | ▲ 0.1 | 134 | (105.7) | (4.1) | 75 | (153.3) | (10.9) | 19 |

※Due to number of samples being insufficient, numbers with parenthesis are "only advisory".

| | Residential Property | | | Residential Land | | | Detached House | | | Condominiums | | |
|--------|--|---|--|--|---|--|--|---|--|--|---|--|
| | Property Price Index (average of 2010=100) | change compared to year-earlier month (%) | Number of Samples used for calculation | Property Price Index (average of 2010=100) | change compared to year-earlier month (%) | Number of Samples used for calculation | Property Price Index (average of 2010=100) | change compared to year-earlier month (%) | Number of Samples used for calculation | Property Price Index (average of 2010=100) | change compared to year-earlier month (%) | Number of Samples used for calculation |
| Apr-08 | 106.5 | | 1,393 | 108.3 | | 489 | 107.3 | | 651 | 99.1 | | 253 |
| May-08 | 109.4 | | 1,437 | 113.8 | | 578 | 108.2 | | 656 | 102.5 | | 203 |
| Jun-08 | 108.2 | | 1,553 | 110.3 | | 603 | 109.5 | | 734 | 97.7 | | 216 |
| Jul-08 | 108.9 | | 1,581 | 110.5 | | 625 | 108.8 | | 732 | 104.4 | | 224 |
| Aug-08 | 107.4 | | 1,562 | 110.6 | | 664 | 106.8 | | 678 | 100.5 | | 220 |
| Sep-08 | 104.8 | | 1,472 | 108.1 | | 550 | 104.7 | | 727 | 95.5 | | 195 |
| Oct-08 | 105.9 | | 1,491 | 106.1 | | 606 | 107.4 | | 692 | 98.6 | | 193 |
| Nov-08 | 104.4 | | 1,412 | 105.8 | | 526 | 105.3 | | 691 | 95.9 | | 195 |
| Dec-08 | 101.9 | | 1,540 | 102.6 | | 659 | 102.2 | | 679 | 98.4 | | 202 |
| Jan-09 | 103.4 | | 1,113 | 105.0 | | 369 | 103.7 | | 551 | 97.8 | | 193 |
| Feb-09 | 101.3 | | 1,117 | 101.1 | | 401 | 102.0 | | 542 | 98.8 | | 174 |
| Mar-09 | 102.1 | | 1,788 | 101.8 | | 572 | 104.0 | | 861 | 96.0 | | 355 |
| Apr-09 | 98.6 | ▲ 7.4 | 1,278 | 100.7 | ▲ 7.0 | 457 | 98.3 | ▲ 8.5 | 591 | 95.4 | ▲ 3.7 | 230 |
| May-09 | 97.2 | ▲ 11.2 | 1,182 | 100.3 | ▲ 11.9 | 424 | 96.6 | ▲ 10.7 | 574 | 91.7 | ▲ 10.5 | 184 |
| Jun-09 | 98.1 | ▲ 9.4 | 1,562 | 98.7 | ▲ 10.6 | 617 | 99.2 | ▲ 9.4 | 713 | 91.6 | ▲ 6.2 | 232 |
| Jul-09 | 100.1 | ▲ 8.0 | 1,563 | 101.6 | ▲ 8.1 | 606 | 99.7 | ▲ 8.3 | 692 | 98.4 | ▲ 5.7 | 265 |
| Aug-09 | 98.8 | ▲ 8.0 | 1,282 | 100.2 | ▲ 9.4 | 475 | 98.2 | ▲ 8.1 | 617 | 97.4 | ▲ 3.1 | 190 |
| Sep-09 | 101.4 | ▲ 3.2 | 1,501 | 106.5 | ▲ 1.5 | 618 | 98.7 | ▲ 5.8 | 680 | 99.8 | 4.4 | 203 |
| Oct-09 | 98.5 | ▲ 7.0 | 1,320 | 97.2 | ▲ 8.4 | 523 | 99.1 | ▲ 7.7 | 580 | 99.5 | 0.9 | 217 |
| Nov-09 | 97.7 | ▲ 6.3 | 1,501 | 99.4 | ▲ 6.0 | 549 | 97.1 | ▲ 7.8 | 706 | 96.5 | 0.5 | 246 |
| Dec-09 | 97.5 | ▲ 4.3 | 1,533 | 93.8 | ▲ 8.6 | 631 | 100.4 | ▲ 1.7 | 681 | 95.4 | ▲ 3.0 | 221 |
| Jan-10 | 101.7 | ▲ 1.6 | 1,079 | 101.3 | ▲ 3.5 | 420 | 102.5 | ▲ 1.2 | 449 | 99.8 | 2.0 | 210 |
| Feb-10 | 98.4 | ▲ 2.9 | 1,199 | 96.9 | ▲ 4.1 | 414 | 99.2 | ▲ 2.7 | 585 | 98.1 | ▲ 0.7 | 200 |
| Mar-10 | 101.0 | ▲ 1.1 | 1,963 | 102.7 | 0.8 | 616 | 100.1 | ▲ 3.8 | 974 | 101.3 | 5.5 | 373 |
| Apr-10 | 102.1 | 3.5 | 1,578 | 101.9 | 1.2 | 559 | 103.2 | 5.0 | 716 | 98.7 | 3.4 | 303 |
| May-10 | 99.7 | 2.5 | 1,301 | 99.6 | ▲ 0.7 | 542 | 100.5 | 4.0 | 539 | 96.7 | 5.5 | 220 |
| Jun-10 | 100.8 | 2.8 | 1,473 | 103.0 | 4.3 | 663 | 99.7 | 0.6 | 617 | 98.7 | 7.7 | 193 |
| Jul-10 | 99.3 | ▲ 0.8 | 1,659 | 100.4 | ▲ 1.2 | 657 | 98.7 | ▲ 1.0 | 720 | 99.5 | 1.1 | 282 |
| Aug-10 | 98.8 | 0.0 | 1,494 | 97.4 | ▲ 2.8 | 610 | 99.2 | 1.0 | 661 | 101.0 | 3.7 | 223 |
| Sep-10 | 99.9 | ▲ 1.6 | 1,628 | 99.8 | ▲ 6.3 | 637 | 99.8 | 1.1 | 730 | 100.4 | 0.6 | 261 |
| Oct-10 | 99.3 | 0.7 | 1,498 | 98.4 | 1.2 | 614 | 99.6 | 0.4 | 646 | 100.6 | 1.1 | 238 |
| Nov-10 | 99.4 | 1.7 | 1,644 | 98.8 | ▲ 0.6 | 651 | 99.0 | 2.0 | 730 | 102.9 | 6.7 | 263 |
| Dec-10 | 99.5 | 2.1 | 1,846 | 99.9 | 6.5 | 787 | 98.7 | ▲ 1.7 | 785 | 102.3 | 7.3 | 274 |
| Jan-11 | 99.7 | ▲ 2.0 | 1,211 | 96.1 | ▲ 5.2 | 496 | 100.9 | ▲ 1.5 | 518 | 104.6 | 4.8 | 197 |
| Feb-11 | 96.2 | ▲ 2.1 | 1,310 | 95.6 | ▲ 1.4 | 475 | 96.1 | ▲ 3.1 | 625 | 98.6 | 0.5 | 210 |
| Mar-11 | 97.9 | ▲ 3.1 | 1,955 | 94.7 | ▲ 7.7 | 724 | 98.6 | ▲ 1.5 | 871 | 102.7 | 1.4 | 360 |
| Apr-11 | 96.1 | ▲ 5.9 | 1,406 | 95.5 | ▲ 6.2 | 518 | 95.3 | ▲ 7.6 | 668 | 100.9 | 2.3 | 220 |
| May-11 | 98.8 | ▲ 0.8 | 1,398 | 101.6 | 2.0 | 570 | 95.5 | ▲ 5.0 | 619 | 105.9 | 9.4 | 209 |
| Jun-11 | 96.7 | ▲ 4.1 | 1,680 | 94.6 | ▲ 8.1 | 649 | 96.4 | ▲ 3.3 | 797 | 103.9 | 5.3 | 234 |
| Jul-11 | 99.6 | 0.3 | 1,606 | 95.1 | ▲ 5.3 | 685 | 101.8 | 3.2 | 676 | 103.7 | 4.2 | 245 |
| Aug-11 | 97.1 | ▲ 1.7 | 1,537 | 95.3 | ▲ 2.2 | 564 | 96.7 | ▲ 2.5 | 730 | 103.7 | 2.7 | 243 |
| Sep-11 | 99.6 | ▲ 0.3 | 1,700 | 99.1 | ▲ 0.7 | 717 | 98.5 | ▲ 1.3 | 769 | 106.6 | 6.2 | 214 |
| Oct-11 | 97.1 | ▲ 2.2 | 1,470 | 95.2 | ▲ 3.2 | 593 | 96.9 | ▲ 2.7 | 687 | 104.3 | 3.7 | 190 |
| Nov-11 | 96.4 | ▲ 3.1 | 1,591 | 93.5 | ▲ 5.4 | 589 | 96.2 | ▲ 2.9 | 770 | 106.3 | 3.2 | 232 |
| Dec-11 | 94.4 | ▲ 5.2 | 1,893 | 88.1 | ▲ 11.7 | 731 | 96.1 | ▲ 2.7 | 900 | 105.2 | 2.8 | 262 |
| Jan-12 | 97.0 | ▲ 2.7 | 1,116 | 94.4 | ▲ 1.7 | 429 | 97.7 | ▲ 3.1 | 519 | 101.3 | ▲ 3.1 | 168 |
| Feb-12 | 96.5 | 0.2 | 1,460 | 94.4 | ▲ 1.2 | 526 | 95.7 | ▲ 0.5 | 705 | 105.9 | 7.4 | 229 |
| Mar-12 | 97.7 | ▲ 0.2 | 2,078 | 96.0 | 1.4 | 749 | 97.8 | ▲ 0.8 | 1,026 | 102.2 | ▲ 0.6 | 303 |
| Apr-12 | 95.7 | ▲ 0.4 | 1,525 | 92.9 | ▲ 2.8 | 558 | 95.4 | 0.1 | 736 | 104.7 | 3.7 | 231 |
| May-12 | 94.9 | ▲ 4.0 | 1,484 | 94.4 | ▲ 7.1 | 596 | 93.7 | ▲ 1.8 | 685 | 102.4 | ▲ 3.3 | 203 |
| Jun-12 | 95.0 | ▲ 1.7 | 1,732 | 95.1 | 0.5 | 647 | 93.5 | ▲ 3.0 | 862 | 102.6 | ▲ 1.3 | 223 |
| Jul-12 | 95.6 | ▲ 4.1 | 1,736 | 94.5 | ▲ 0.6 | 663 | 95.2 | ▲ 6.5 | 815 | 100.3 | ▲ 3.2 | 258 |
| Aug-12 | 94.3 | ▲ 2.9 | 1,620 | 90.6 | ▲ 5.0 | 648 | 94.4 | ▲ 2.3 | 772 | 105.2 | 1.4 | 200 |
| Sep-12 | 95.7 | ▲ 3.9 | 1,640 | 97.0 | ▲ 2.1 | 677 | 93.5 | ▲ 5.1 | 757 | 102.6 | ▲ 3.7 | 206 |
| Oct-12 | 97.3 | 0.2 | 1,602 | 95.1 | ▲ 0.2 | 678 | 97.2 | 0.4 | 691 | 105.0 | 0.7 | 233 |
| Nov-12 | 97.7 | 1.4 | 1,685 | 95.3 | 1.9 | 699 | 97.7 | 1.6 | 760 | 105.8 | ▲ 0.5 | 226 |
| Dec-12 | 95.8 | 1.5 | 1,926 | 93.0 | 5.5 | 735 | 95.3 | ▲ 0.8 | 949 | 107.0 | 1.7 | 242 |
| Jan-13 | 95.7 | ▲ 1.3 | 1,200 | 96.0 | 1.7 | 488 | 94.2 | ▲ 3.6 | 515 | 101.5 | 0.2 | 197 |
| Feb-13 | 95.1 | ▲ 1.4 | 1,450 | 94.4 | 0.1 | 514 | 94.7 | ▲ 1.0 | 694 | 99.1 | ▲ 6.4 | 242 |
| Mar-13 | 95.0 | ▲ 2.7 | 2,325 | 92.6 | ▲ 3.6 | 786 | 93.8 | ▲ 4.1 | 1,120 | 106.9 | 4.7 | 419 |
| Apr-13 | 97.2 | 1.6 | 1,651 | 94.1 | 1.3 | 598 | 95.8 | 0.4 | 760 | 111.5 | 6.5 | 293 |
| May-13 | 95.3 | 0.4 | 1,667 | 92.7 | ▲ 1.9 | 658 | 94.4 | 0.7 | 765 | 106.9 | 4.4 | 244 |
| Jun-13 | 98.2 | 3.4 | 1,847 | 96.1 | 1.1 | 686 | 97.0 | 3.7 | 893 | 109.9 | 7.1 | 268 |
| Jul-13 | 97.4 | 1.9 | 2,033 | 96.8 | 2.4 | 776 | 95.4 | 0.1 | 958 | 108.7 | 8.3 | 299 |
| Aug-13 | 97.2 | 3.1 | 1,766 | 93.8 | 3.5 | 702 | 96.4 | 2.0 | 835 | 112.9 | 7.2 | 229 |
| Sep-13 | 97.5 | 1.9 | 1,710 | 92.6 | ▲ 4.6 | 692 | 98.6 | 5.5 | 787 | 107.0 | 4.3 | 231 |
| Oct-13 | 95.8 | ▲ 1.6 | 1,732 | 91.9 | ▲ 3.3 | 729 | 96.1 | ▲ 1.1 | 754 | 106.5 | 1.4 | 249 |
| Nov-13 | 95.6 | ▲ 2.1 | 1,687 | 92.1 | ▲ 3.4 | 610 | 94.5 | ▲ 3.2 | 797 | 111.0 | 4.9 | 280 |
| Dec-13 | 94.4 | ▲ 1.5 | 1,946 | 89.3 | ▲ 4.0 | 731 | 94.2 | ▲ 1.2 | 934 | 111.5 | 4.2 | 281 |
| Jan-14 | 96.6 | 0.9 | 1,245 | 90.6 | ▲ 5.7 | 469 | 97.4 | 3.4 | 570 | 110.8 | 9.2 | 206 |
| Feb-14 | 94.4 | ▲ 0.7 | 1,454 | 87.7 | ▲ 7.1 | 452 | 94.9 | 0.2 | 769 | 110.1 | 11.1 | 233 |
| Mar-14 | 96.6 | 1.7 | 2,443 | 91.7 | ▲ 1.0 | 760 | 96.6 | 3.0 | 1,247 | 109.2 | 2.2 | 436 |
| Apr-14 | 93.5 | ▲ 3.9 | 1,267 | 87.9 | ▲ 6.6 | 485 | 92.8 | ▲ 3.2 | 545 | 111.4 | ▲ 0.0 | 237 |
| May-14 | 96.6 | 1.4 | 1,343 | 92.3 | ▲ 0.4 | 514 | 96.2 | 1.9 | 608 | 109.8 | 2.7 | 221 |
| Jun-14 | 94.6 | ▲ 3.6 | 1,612 | 90.5 | ▲ 5.9 | 617 | 94.9 | ▲ 2.2 | 733 | 105.3 | ▲ 4.2 | 262 |
| Jul-14 | 94.7 | ▲ 2.7 | 1,675 | 90.4 | ▲ 6.6 | 625 | 93.9 | ▲ 1.6 | 766 | 109.8 | 1.0 | 284 |
| Aug-14 | 97.3 | 0.1 | 1,475 | 89.9 | ▲ 4.1 | 494 | 98.9 | 2.6 | 728 | 109.0 | ▲ 3.4 | 253 |
| Sep-14 | 94.1 | ▲ 3.5 | 1,607 | 91.6 | ▲ 1.1 | 613 | 92.1 | ▲ 6.6 | 729 | 110.9 | 3.6 | 265 |
| Oct-14 | 97.3 | 1.6 | 1,507 | 92.6 | 0.8 | 577 | 96.5 | 0.4 | 698 | 114.4 | 7.5 | 232 |
| Nov-14 | 95.4 | ▲ 0.2 | 1,517 | 90.8 | ▲ 1.4 | 562 | 94.6 | 0.1 | 699 | 112.7 | 1.6 | 256 |
| Dec-14 | 96.0 | 1.7 | 1,871 | 90.5 | 1.4 | 715 | 95.7 | 1.5 | 876 | 115.9 | 4.0 | 280 |
| Jan-15 | 98.7 | 1.6 | 1,100 | 93.6 | 3.3 | 436 | 95.9 | ▲ 1.5 | 467 | 122.9 | 10.9 | 197 |
| Feb-15 | 96.6 | 2.3 | 1,312 | 88.9 | 1.3 | 440 | 96.7 | 1.2 | 649 | 120.2 | 9.2 | 223 |
| Mar-15 | 96.0 | ▲ 0.6 | 1,507 | 89.5 | ▲ 2.3 | 485 | 94.4 | ▲ 2.3 | 679 | 117.6 | 7.7 | 343 |

| | Residential Property | | | Residential Land | | | Detached House | | | Condominiums | | |
|--------|--|---|--|--|---|--|--|---|--|--|---|--|
| | Property Price Index (average of 2010=100) | change compared to year-earlier month (%) | Number of Samples used for calculation | Property Price Index (average of 2010=100) | change compared to year-earlier month (%) | Number of Samples used for calculation | Property Price Index (average of 2010=100) | change compared to year-earlier month (%) | Number of Samples used for calculation | Property Price Index (average of 2010=100) | change compared to year-earlier month (%) | Number of Samples used for calculation |
| Apr-08 | 109.1 | | 2,332 | 114.8 | | 487 | 109.5 | | 1,138 | 103.1 | | 707 |
| May-08 | 107.2 | | 2,275 | 109.1 | | 568 | 108.7 | | 1,082 | 101.7 | | 625 |
| Jun-08 | 106.7 | | 2,527 | 112.1 | | 615 | 106.8 | | 1,239 | 100.3 | | 673 |
| Jul-08 | 107.7 | | 2,656 | 109.2 | | 562 | 109.3 | | 1,366 | 102.1 | | 728 |
| Aug-08 | 107.4 | | 2,440 | 109.9 | | 540 | 108.8 | | 1,252 | 101.2 | | 648 |
| Sep-08 | 107.5 | | 2,413 | 113.2 | | 559 | 107.5 | | 1,217 | 101.8 | | 637 |
| Oct-08 | 105.8 | | 2,419 | 109.4 | | 523 | 106.4 | | 1,199 | 101.1 | | 697 |
| Nov-08 | 104.9 | | 2,307 | 110.0 | | 493 | 106.4 | | 1,199 | 96.2 | | 615 |
| Dec-08 | 103.4 | | 2,718 | 104.6 | | 609 | 104.5 | | 1,429 | 99.4 | | 680 |
| Jan-09 | 101.3 | | 1,819 | 107.7 | | 361 | 100.9 | | 904 | 96.9 | | 554 |
| Feb-09 | 99.5 | | 1,893 | 99.6 | | 365 | 101.5 | | 925 | 95.1 | | 603 |
| Mar-09 | 102.7 | | 3,172 | 107.3 | | 580 | 103.4 | | 1,568 | 97.5 | | 1,024 |
| Apr-09 | 100.7 | ▲ 7.7 | 2,495 | 107.2 | ▲ 6.6 | 511 | 99.9 | ▲ 8.8 | 1,206 | 97.0 | ▲ 5.9 | 778 |
| May-09 | 99.6 | ▲ 7.1 | 2,097 | 99.6 | ▲ 8.7 | 447 | 100.8 | ▲ 7.3 | 990 | 97.1 | ▲ 4.6 | 660 |
| Jun-09 | 100.0 | ▲ 6.2 | 2,720 | 102.7 | ▲ 8.4 | 634 | 100.8 | ▲ 5.7 | 1,281 | 96.1 | ▲ 4.3 | 805 |
| Jul-09 | 100.5 | ▲ 6.7 | 2,731 | 102.6 | ▲ 6.1 | 595 | 100.3 | ▲ 8.3 | 1,304 | 99.0 | ▲ 3.0 | 832 |
| Aug-09 | 99.5 | ▲ 7.4 | 2,242 | 101.3 | ▲ 7.8 | 472 | 99.4 | ▲ 8.7 | 1,072 | 97.9 | ▲ 3.3 | 698 |
| Sep-09 | 101.3 | ▲ 5.8 | 2,529 | 105.9 | ▲ 6.5 | 595 | 100.7 | ▲ 8.3 | 1,228 | 97.9 | ▲ 3.8 | 706 |
| Oct-09 | 97.3 | ▲ 8.0 | 2,364 | 96.4 | ▲ 11.8 | 496 | 97.4 | ▲ 8.4 | 1,128 | 98.0 | ▲ 3.1 | 740 |
| Nov-09 | 101.2 | ▲ 3.5 | 2,632 | 105.7 | ▲ 3.9 | 540 | 100.3 | ▲ 5.8 | 1,246 | 99.5 | 3.4 | 846 |
| Dec-09 | 97.6 | ▲ 5.6 | 2,728 | 95.9 | ▲ 8.3 | 570 | 98.4 | ▲ 5.8 | 1,341 | 97.3 | ▲ 2.1 | 817 |
| Jan-10 | 99.8 | ▲ 1.4 | 1,798 | 101.3 | ▲ 5.9 | 373 | 99.3 | ▲ 1.7 | 829 | 99.6 | 2.9 | 596 |
| Feb-10 | 100.0 | 0.4 | 2,219 | 103.5 | 3.9 | 423 | 98.7 | ▲ 2.7 | 1,066 | 99.5 | 4.6 | 730 |
| Mar-10 | 102.4 | ▲ 0.3 | 3,316 | 104.9 | ▲ 2.2 | 620 | 102.3 | ▲ 1.1 | 1,589 | 100.7 | 3.2 | 1,107 |
| Apr-10 | 98.9 | ▲ 1.8 | 2,559 | 95.8 | ▲ 10.7 | 526 | 100.1 | 0.3 | 1,214 | 98.8 | 1.9 | 819 |
| May-10 | 98.6 | ▲ 1.0 | 2,239 | 98.6 | ▲ 1.0 | 490 | 99.5 | ▲ 1.3 | 1,056 | 96.7 | ▲ 0.4 | 693 |
| Jun-10 | 99.5 | ▲ 0.5 | 2,766 | 99.6 | ▲ 3.0 | 700 | 99.8 | ▲ 0.9 | 1,218 | 98.7 | 2.7 | 848 |
| Jul-10 | 100.5 | 0.1 | 2,854 | 101.4 | ▲ 1.1 | 610 | 101.0 | 0.7 | 1,337 | 98.8 | ▲ 0.2 | 907 |
| Aug-10 | 99.1 | ▲ 0.3 | 2,519 | 101.1 | ▲ 0.1 | 589 | 98.6 | ▲ 0.9 | 1,145 | 98.5 | 0.6 | 785 |
| Sep-10 | 101.2 | ▲ 0.1 | 2,776 | 100.3 | ▲ 5.3 | 628 | 100.4 | ▲ 0.3 | 1,315 | 103.7 | 5.9 | 833 |
| Oct-10 | 101.3 | 4.1 | 2,700 | 101.8 | 5.6 | 585 | 100.4 | 3.0 | 1,303 | 103.1 | 5.3 | 812 |
| Nov-10 | 100.2 | ▲ 1.0 | 2,832 | 97.9 | ▲ 7.4 | 587 | 100.5 | 0.2 | 1,384 | 101.6 | 2.1 | 861 |
| Dec-10 | 98.4 | 0.8 | 3,292 | 93.8 | ▲ 2.2 | 727 | 99.4 | 1.0 | 1,630 | 100.2 | 3.0 | 935 |
| Jan-11 | 99.8 | ▲ 0.0 | 2,078 | 96.9 | ▲ 4.4 | 480 | 99.5 | 0.3 | 929 | 103.2 | 3.5 | 669 |
| Feb-11 | 100.0 | 0.0 | 2,207 | 96.5 | ▲ 6.8 | 486 | 100.9 | 2.1 | 1,023 | 101.3 | 1.7 | 698 |
| Mar-11 | 101.6 | ▲ 0.8 | 3,478 | 99.8 | ▲ 4.9 | 747 | 101.0 | ▲ 1.3 | 1,607 | 104.5 | 3.8 | 1,124 |
| Apr-11 | 100.6 | 1.7 | 2,354 | 99.4 | 3.8 | 510 | 99.6 | ▲ 0.5 | 1,136 | 103.9 | 5.1 | 708 |
| May-11 | 100.3 | 1.8 | 2,337 | 97.4 | ▲ 1.2 | 602 | 100.8 | 1.3 | 1,077 | 102.2 | 5.7 | 658 |
| Jun-11 | 100.9 | 1.5 | 2,773 | 103.7 | 4.1 | 716 | 98.6 | ▲ 1.3 | 1,277 | 103.5 | 4.8 | 780 |
| Jul-11 | 101.0 | 0.5 | 2,580 | 98.7 | ▲ 2.7 | 630 | 101.7 | 0.8 | 1,254 | 101.7 | 2.9 | 696 |
| Aug-11 | 100.7 | 1.6 | 2,540 | 98.1 | ▲ 3.0 | 632 | 100.1 | 1.5 | 1,127 | 105.0 | 6.6 | 781 |
| Sep-11 | 100.6 | ▲ 0.6 | 2,760 | 95.9 | ▲ 4.3 | 667 | 101.6 | 1.1 | 1,340 | 103.0 | ▲ 0.7 | 753 |
| Oct-11 | 98.2 | ▲ 3.1 | 2,399 | 91.3 | ▲ 10.3 | 580 | 99.3 | ▲ 1.1 | 1,141 | 102.6 | ▲ 0.5 | 678 |
| Nov-11 | 99.7 | ▲ 0.5 | 2,719 | 96.7 | ▲ 1.2 | 652 | 99.3 | ▲ 1.2 | 1,343 | 103.8 | 2.2 | 724 |
| Dec-11 | 98.5 | 0.1 | 3,042 | 91.5 | ▲ 2.4 | 739 | 100.3 | 0.9 | 1,538 | 101.7 | 1.5 | 765 |
| Jan-12 | 100.9 | 1.2 | 1,892 | 99.7 | 3.0 | 419 | 101.3 | 1.7 | 911 | 101.4 | ▲ 1.7 | 562 |
| Feb-12 | 99.4 | ▲ 0.6 | 2,352 | 92.7 | ▲ 3.9 | 539 | 99.9 | ▲ 1.0 | 1,115 | 105.1 | 3.8 | 698 |
| Mar-12 | 102.5 | 0.9 | 3,615 | 102.6 | 2.9 | 773 | 100.9 | ▲ 0.1 | 1,766 | 105.9 | 1.3 | 1,076 |
| Apr-12 | 98.5 | ▲ 2.1 | 2,564 | 94.8 | ▲ 4.7 | 537 | 97.4 | ▲ 2.3 | 1,235 | 104.7 | 0.8 | 792 |
| May-12 | 100.3 | 0.0 | 2,545 | 99.6 | 2.3 | 634 | 98.3 | ▲ 2.5 | 1,155 | 105.4 | 3.1 | 756 |
| Jun-12 | 99.4 | ▲ 1.5 | 2,710 | 97.3 | ▲ 6.2 | 683 | 98.0 | ▲ 0.5 | 1,275 | 105.1 | 1.6 | 752 |
| Jul-12 | 100.2 | ▲ 0.8 | 2,783 | 102.6 | 4.0 | 691 | 98.1 | ▲ 3.5 | 1,343 | 102.7 | 1.0 | 749 |
| Aug-12 | 99.4 | ▲ 1.3 | 2,544 | 97.9 | ▲ 0.2 | 637 | 97.5 | ▲ 2.6 | 1,191 | 105.5 | 0.4 | 716 |
| Sep-12 | 101.3 | 0.7 | 2,550 | 97.7 | 1.9 | 689 | 101.1 | ▲ 0.5 | 1,228 | 105.9 | 2.8 | 633 |
| Oct-12 | 99.2 | 1.0 | 2,701 | 101.0 | 10.6 | 663 | 96.2 | ▲ 3.1 | 1,266 | 104.8 | 2.1 | 772 |
| Nov-12 | 100.8 | 1.1 | 2,885 | 97.8 | 1.2 | 694 | 100.0 | 0.7 | 1,364 | 105.9 | 2.0 | 827 |
| Dec-12 | 101.4 | 2.9 | 3,125 | 99.7 | 9.0 | 846 | 100.6 | 0.3 | 1,510 | 105.4 | 3.7 | 769 |
| Jan-13 | 101.6 | 0.7 | 2,102 | 99.5 | ▲ 0.2 | 495 | 101.2 | ▲ 0.1 | 958 | 104.7 | 3.2 | 649 |
| Feb-13 | 99.1 | ▲ 0.3 | 2,447 | 96.7 | 4.2 | 536 | 97.7 | ▲ 2.2 | 1,115 | 104.6 | ▲ 0.4 | 796 |
| Mar-13 | 102.9 | 0.4 | 3,829 | 98.8 | ▲ 3.7 | 750 | 102.3 | 1.3 | 1,838 | 107.9 | 1.9 | 1,241 |
| Apr-13 | 100.3 | 1.8 | 2,936 | 96.9 | 2.2 | 601 | 97.7 | 0.4 | 1,334 | 108.7 | 3.8 | 1,001 |
| May-13 | 102.5 | 2.2 | 2,751 | 101.7 | 2.0 | 571 | 99.2 | 1.0 | 1,241 | 110.0 | 4.4 | 939 |
| Jun-13 | 101.6 | 2.2 | 2,923 | 96.9 | ▲ 0.4 | 691 | 99.8 | 1.8 | 1,351 | 110.4 | 5.1 | 881 |
| Jul-13 | 102.8 | 2.6 | 3,051 | 97.8 | ▲ 4.7 | 748 | 100.9 | 2.8 | 1,364 | 111.9 | 8.9 | 939 |
| Aug-13 | 101.4 | 2.0 | 2,692 | 96.4 | ▲ 1.5 | 669 | 100.0 | 2.6 | 1,245 | 109.7 | 4.1 | 778 |
| Sep-13 | 102.8 | 1.4 | 2,814 | 100.5 | 2.8 | 686 | 100.2 | ▲ 0.9 | 1,359 | 111.2 | 5.0 | 769 |
| Oct-13 | 99.6 | 0.4 | 2,744 | 96.2 | ▲ 4.7 | 627 | 97.0 | 0.8 | 1,355 | 109.9 | 4.9 | 762 |
| Nov-13 | 101.3 | 0.5 | 2,855 | 96.9 | ▲ 1.0 | 614 | 99.4 | ▲ 0.6 | 1,397 | 110.5 | 4.3 | 844 |
| Dec-13 | 102.8 | 1.4 | 3,098 | 96.0 | ▲ 3.8 | 733 | 101.6 | 0.9 | 1,481 | 112.6 | 6.8 | 884 |
| Jan-14 | 102.6 | 1.0 | 1,940 | 98.7 | ▲ 0.9 | 430 | 100.2 | ▲ 1.0 | 904 | 112.0 | 7.0 | 606 |
| Feb-14 | 103.7 | 4.7 | 2,487 | 97.9 | 1.3 | 512 | 100.3 | 2.6 | 1,124 | 116.7 | 11.5 | 851 |
| Mar-14 | 105.2 | 2.3 | 4,127 | 94.0 | ▲ 4.9 | 748 | 104.3 | 2.0 | 1,958 | 116.5 | 7.9 | 1,421 |
| Apr-14 | 103.1 | 2.8 | 2,109 | 95.0 | ▲ 1.9 | 395 | 100.9 | 3.2 | 856 | 114.0 | 4.9 | 858 |
| May-14 | 103.2 | 0.7 | 2,188 | 96.3 | ▲ 5.3 | 450 | 101.3 | 2.1 | 964 | 113.7 | 3.3 | 774 |
| Jun-14 | 101.8 | 0.2 | 2,477 | 98.0 | 1.2 | 522 | 98.2 | ▲ 1.5 | 1,070 | 113.0 | 2.3 | 885 |
| Jul-14 | 102.5 | ▲ 0.2 | 2,539 | 95.1 | ▲ 2.8 | 561 | 100.8 | ▲ 0.1 | 1,175 | 113.6 | 1.5 | 803 |
| Aug-14 | 104.1 | 2.7 | 2,172 | 98.9 | 2.5 | 449 | 100.8 | 0.8 | 1,018 | 116.8 | 6.4 | 705 |
| Sep-14 | 102.9 | 0.2 | 2,355 | 98.2 | ▲ 2.3 | 502 | 98.7 | ▲ 1.5 | 1,061 | 116.7 | 4.9 | 792 |
| Oct-14 | 101.7 | 2.1 | 2,331 | 96.3 | 0.1 | 490 | 97.8 | 0.9 | 1,025 | 115.1 | 4.7 | 816 |
| Nov-14 | 101.2 | ▲ 0.1 | 2,331 | 92.9 | ▲ 4.1 | 458 | 98.5 | ▲ 0.9 | 1,094 | 115.2 | 4.3 | 779 |
| Dec-14 | 102.9 | 0.1 | 2,777 | 98.8 | 2.9 | 603 | 98.5 | ▲ 3.0 | 1,275 | 117.0 | 3.9 | 899 |
| Jan-15 | 104.5 | 1.8 | 1,648 | 99.4 | 0.7 | 314 | 99.3 | ▲ 0.9 | 698 | 119.2 | 6.5 | 636 |
| Feb-15 | 105.3 | 1.5 | 1,993 | 104.6 | 6.8 | 402 | 99.8 | ▲ 0.5 | 865 | 117.3 | 0.6 | 726 |
| Mar-15 | 105.8 | 0.5 | 2,363 | 92.9 | ▲ 1.2 | 477 | 104.2 | ▲ 0.1 | 920 | 120.1 | 3.0 | 966 |

2-7 Chugoku

| | Residential Property | | | Residential Land | | | Detached House | | | Condominiums | | |
|--------|--|---|--|--|---|--|--|---|--|--|---|--|
| | Property Price Index (average of 2010=100) | change compared to year-earlier month (%) | Number of Samples used for calculation | Property Price Index (average of 2010=100) | change compared to year-earlier month (%) | Number of Samples used for calculation | Property Price Index (average of 2010=100) | change compared to year-earlier month (%) | Number of Samples used for calculation | Property Price Index (average of 2010=100) | change compared to year-earlier month (%) | Number of Samples used for calculation |
| Apr-08 | 100.2 | | 529 | 99.0 | | 193 | 103.7 | | 286 | (86.5) | | 50 |
| May-08 | 104.2 | | 552 | 111.5 | | 214 | 101.9 | | 288 | (95.6) | | 50 |
| Jun-08 | 102.2 | | 561 | 104.7 | | 234 | 103.3 | | 273 | (90.7) | | 54 |
| Jul-08 | 102.9 | | 640 | 112.2 | | 264 | 101.1 | | 323 | (85.7) | | 53 |
| Aug-08 | 106.9 | | 586 | 106.3 | | 237 | 109.1 | | 290 | (98.3) | | 59 |
| Sep-08 | 103.1 | | 570 | 108.1 | | 229 | 102.3 | | 293 | (93.1) | | 48 |
| Oct-08 | 95.8 | | 567 | 95.9 | | 239 | 98.3 | | 278 | (83.4) | | 50 |
| Nov-08 | 96.6 | | 551 | 98.1 | | 198 | 97.5 | | 305 | (88.3) | | 48 |
| Dec-08 | 96.5 | | 602 | 89.8 | | 270 | 102.6 | | 287 | (88.7) | | 45 |
| Jan-09 | 94.1 | | 435 | 94.1 | | 170 | 96.5 | | 227 | (81.1) | | 38 |
| Feb-09 | 94.8 | | 406 | 98.2 | | 156 | 92.8 | | 212 | (95.6) | | 38 |
| Mar-09 | 98.5 | | 639 | 104.6 | | 222 | 98.7 | | 332 | (84.8) | | 85 |
| Apr-09 | 95.8 | ▲ 4.5 | 555 | 102.1 | 3.1 | 214 | 94.2 | ▲ 9.1 | 280 | (86.9) | (0.4) | 61 |
| May-09 | 95.9 | ▲ 8.0 | 436 | 106.0 | ▲ 4.9 | 169 | 92.7 | ▲ 9.0 | 203 | (87.6) | (▲ 8.4) | 64 |
| Jun-09 | 99.3 | ▲ 2.8 | 585 | 114.7 | 9.5 | 230 | 92.8 | ▲ 10.1 | 292 | (90.9) | (0.3) | 63 |
| Jul-09 | 98.6 | ▲ 4.3 | 584 | 105.7 | ▲ 5.8 | 246 | 97.7 | ▲ 3.4 | 282 | (84.0) | (▲ 2.0) | 56 |
| Aug-09 | 96.9 | ▲ 9.3 | 472 | 100.9 | ▲ 5.0 | 172 | 97.9 | ▲ 10.3 | 247 | (82.7) | (▲ 15.9) | 53 |
| Sep-09 | 95.6 | ▲ 7.3 | 574 | 104.6 | ▲ 3.3 | 215 | 93.6 | ▲ 8.5 | 301 | (84.2) | (▲ 9.5) | 58 |
| Oct-09 | 95.5 | ▲ 0.3 | 511 | 96.6 | 0.7 | 205 | 96.9 | ▲ 1.4 | 250 | (86.5) | (3.8) | 56 |
| Nov-09 | 95.8 | ▲ 0.9 | 531 | 100.0 | 2.0 | 208 | 95.0 | ▲ 2.5 | 265 | (89.5) | (1.3) | 58 |
| Dec-09 | 94.4 | ▲ 2.1 | 634 | 102.0 | 13.6 | 268 | 92.3 | ▲ 10.1 | 302 | (84.4) | (▲ 4.9) | 64 |
| Jan-10 | 101.2 | 7.5 | 381 | 107.7 | 14.4 | 147 | 97.1 | 0.6 | 184 | (102.2) | (26.0) | 50 |
| Feb-10 | 95.8 | 1.0 | 487 | 91.1 | ▲ 7.2 | 192 | 96.3 | 3.7 | 234 | (103.9) | (8.6) | 61 |
| Mar-10 | 100.7 | 2.2 | 682 | 103.3 | ▲ 1.2 | 245 | 99.3 | 0.6 | 344 | (101.3) | (19.5) | 93 |
| Apr-10 | 98.0 | 2.4 | 534 | 96.6 | ▲ 5.4 | 216 | 98.6 | 4.7 | 255 | (99.2) | (14.2) | 63 |
| May-10 | 98.8 | 3.1 | 473 | 103.9 | ▲ 2.0 | 198 | 96.7 | 4.4 | 213 | (95.5) | (9.1) | 62 |
| Jun-10 | 100.9 | 1.6 | 582 | 100.3 | ▲ 12.6 | 239 | 103.1 | 11.0 | 257 | (94.9) | (4.3) | 86 |
| Jul-10 | 100.2 | 1.7 | 725 | 98.7 | ▲ 6.6 | 276 | 101.3 | 3.7 | 281 | (99.8) | (18.8) | 168 |
| Aug-10 | 101.5 | 4.8 | 557 | 99.7 | ▲ 1.2 | 271 | 103.3 | 5.5 | 218 | (99.8) | (20.7) | 68 |
| Sep-10 | 100.6 | 5.3 | 620 | 101.8 | ▲ 2.7 | 262 | 100.9 | 7.8 | 275 | (96.7) | (14.8) | 83 |
| Oct-10 | 98.6 | 3.3 | 572 | 97.0 | 0.4 | 231 | 97.8 | 0.8 | 271 | (105.7) | (22.2) | 70 |
| Nov-10 | 102.5 | 7.0 | 637 | 103.7 | 3.7 | 244 | 101.4 | 6.7 | 314 | (104.3) | (16.6) | 79 |
| Dec-10 | 100.7 | 6.6 | 702 | 96.1 | ▲ 5.7 | 318 | 104.2 | 13.0 | 317 | (96.8) | (14.7) | 67 |
| Jan-11 | 99.5 | ▲ 1.6 | 442 | 102.0 | ▲ 5.3 | 188 | 99.5 | 2.5 | 213 | (92.9) | (▲ 9.0) | 41 |
| Feb-11 | 101.9 | 6.5 | 512 | 103.0 | 13.0 | 190 | 103.1 | 7.1 | 228 | (97.1) | (▲ 6.5) | 94 |
| Mar-11 | 101.0 | 0.3 | 676 | 101.9 | ▲ 1.4 | 265 | 100.1 | 0.9 | 327 | (102.6) | (1.3) | 84 |
| Apr-11 | 101.4 | 3.4 | 565 | 100.3 | 3.9 | 231 | 103.0 | 4.4 | 257 | (97.6) | (▲ 1.7) | 77 |
| May-11 | 102.1 | 3.3 | 536 | 104.7 | 0.8 | 238 | 101.6 | 5.1 | 227 | (97.4) | (1.9) | 71 |
| Jun-11 | 98.7 | ▲ 2.2 | 618 | 95.3 | ▲ 5.0 | 254 | 100.0 | ▲ 3.0 | 288 | (101.3) | (6.8) | 76 |
| Jul-11 | 100.2 | ▲ 0.0 | 624 | 102.3 | 3.6 | 277 | 99.6 | ▲ 1.7 | 282 | (96.6) | (▲ 3.2) | 65 |
| Aug-11 | 99.8 | ▲ 1.7 | 520 | 99.7 | ▲ 0.0 | 225 | 99.8 | ▲ 3.4 | 245 | (100.5) | (0.6) | 50 |
| Sep-11 | 103.2 | 2.6 | 574 | 104.2 | 2.4 | 261 | 103.2 | 2.3 | 251 | (100.5) | (3.9) | 62 |
| Oct-11 | 104.9 | 6.4 | 506 | 104.8 | 8.1 | 226 | 105.0 | 7.4 | 227 | (104.9) | (▲ 0.8) | 53 |
| Nov-11 | 99.3 | ▲ 3.1 | 561 | 95.1 | ▲ 8.3 | 211 | 101.2 | ▲ 0.2 | 277 | (101.4) | (▲ 2.8) | 73 |
| Dec-11 | 103.3 | 2.7 | 683 | 102.3 | 6.4 | 316 | 104.5 | 0.2 | 305 | (101.0) | (4.3) | 62 |
| Jan-12 | 97.2 | ▲ 2.4 | 410 | 100.8 | ▲ 1.2 | 187 | 94.8 | ▲ 4.7 | 186 | (96.8) | (4.2) | 37 |
| Feb-12 | 98.8 | ▲ 3.1 | 506 | 101.5 | ▲ 1.5 | 186 | 98.2 | ▲ 4.8 | 253 | (94.8) | (▲ 2.4) | 67 |
| Mar-12 | 98.6 | ▲ 2.4 | 738 | 97.6 | ▲ 4.1 | 309 | 99.6 | ▲ 0.5 | 348 | (96.1) | (▲ 6.3) | 81 |
| Apr-12 | 100.8 | ▲ 0.6 | 573 | 103.4 | 3.0 | 229 | 98.5 | ▲ 4.4 | 284 | (105.0) | (7.6) | 60 |
| May-12 | 99.8 | ▲ 2.3 | 535 | 97.2 | ▲ 7.1 | 239 | 100.2 | ▲ 1.4 | 244 | (105.3) | (8.1) | 52 |
| Jun-12 | 101.9 | 3.2 | 576 | 95.7 | 0.4 | 242 | 104.5 | 4.6 | 269 | (107.8) | (6.4) | 65 |
| Jul-12 | 97.5 | ▲ 2.7 | 669 | 92.0 | ▲ 10.1 | 315 | 99.4 | ▲ 0.2 | 288 | (106.7) | (10.5) | 66 |
| Aug-12 | 100.1 | 0.3 | 591 | 95.5 | ▲ 4.3 | 265 | 101.0 | 1.2 | 270 | (110.9) | (10.4) | 56 |
| Sep-12 | 105.2 | 1.9 | 536 | 92.4 | ▲ 11.3 | 224 | 113.6 | 10.0 | 257 | (101.6) | (1.1) | 55 |
| Oct-12 | 100.7 | ▲ 4.0 | 622 | 102.6 | ▲ 2.1 | 272 | 101.1 | ▲ 3.8 | 298 | (92.9) | (▲ 11.4) | 52 |
| Nov-12 | 101.7 | 2.4 | 615 | 100.4 | 5.5 | 263 | 99.7 | ▲ 1.5 | 297 | (116.2) | (14.7) | 55 |
| Dec-12 | 99.2 | ▲ 4.0 | 745 | 87.3 | ▲ 14.7 | 341 | 106.0 | 1.4 | 347 | (102.4) | (1.4) | 57 |
| Jan-13 | 101.7 | 4.7 | 426 | 99.4 | ▲ 1.4 | 199 | 102.3 | 7.9 | 180 | (106.8) | (10.3) | 47 |
| Feb-13 | 98.6 | ▲ 0.2 | 496 | 99.9 | ▲ 1.6 | 203 | 96.9 | ▲ 1.4 | 235 | (104.0) | (9.7) | 58 |
| Mar-13 | 104.3 | 5.8 | 856 | 99.9 | 2.3 | 331 | 107.9 | 8.3 | 412 | (100.1) | (4.1) | 113 |
| Apr-13 | 106.4 | 5.5 | 605 | 105.3 | 1.9 | 253 | 106.4 | 8.1 | 271 | (109.0) | (3.8) | 81 |
| May-13 | 105.1 | 5.3 | 568 | 96.2 | ▲ 1.1 | 247 | 109.7 | 9.5 | 257 | (109.2) | (3.7) | 64 |
| Jun-13 | 103.2 | 1.3 | 590 | 97.9 | 2.4 | 264 | 103.3 | ▲ 1.2 | 250 | (117.1) | (8.6) | 76 |
| Jul-13 | 103.2 | 5.9 | 712 | 96.1 | 4.4 | 332 | 105.9 | 6.5 | 312 | (113.7) | (6.5) | 68 |
| Aug-13 | 105.8 | 5.7 | 619 | 97.4 | 2.0 | 296 | 110.5 | 9.4 | 287 | (110.0) | (▲ 0.9) | 56 |
| Sep-13 | 104.8 | ▲ 0.4 | 608 | 93.6 | 1.3 | 267 | 113.3 | ▲ 0.2 | 279 | (100.9) | (▲ 0.7) | 62 |
| Oct-13 | 102.3 | 1.6 | 622 | 97.6 | ▲ 4.9 | 270 | 104.8 | 3.7 | 285 | (104.2) | (12.1) | 67 |
| Nov-13 | 108.8 | 7.0 | 592 | 98.2 | ▲ 2.1 | 218 | 113.7 | 14.0 | 300 | (111.8) | (▲ 3.8) | 74 |
| Dec-13 | 100.6 | 1.4 | 688 | 89.9 | 3.0 | 286 | 104.8 | ▲ 1.1 | 327 | (112.0) | (9.4) | 75 |
| Jan-14 | 103.7 | 1.9 | 468 | 95.3 | ▲ 4.1 | 176 | 109.3 | 6.8 | 231 | (100.2) | (▲ 6.2) | 61 |
| Feb-14 | 99.9 | 1.3 | 522 | 97.1 | ▲ 2.8 | 211 | 100.8 | 4.0 | 248 | (103.3) | (▲ 0.7) | 63 |
| Mar-14 | 104.4 | 0.1 | 884 | 90.7 | ▲ 9.2 | 300 | 109.1 | 1.2 | 459 | (115.6) | (15.5) | 125 |
| Apr-14 | 102.4 | ▲ 3.7 | 449 | 99.3 | ▲ 5.7 | 193 | 102.0 | ▲ 4.2 | 199 | (113.2) | (3.8) | 57 |
| May-14 | 103.9 | ▲ 1.1 | 522 | 93.8 | ▲ 2.5 | 220 | 105.9 | ▲ 3.5 | 246 | (124.6) | (14.1) | 56 |
| Jun-14 | 104.7 | 1.4 | 508 | 98.0 | 0.1 | 190 | 105.3 | 1.9 | 267 | (120.9) | (3.2) | 51 |
| Jul-14 | 105.2 | 2.0 | 576 | 105.5 | 9.8 | 216 | 102.9 | ▲ 2.9 | 289 | (116.6) | (2.5) | 71 |
| Aug-14 | 104.5 | ▲ 1.2 | 492 | 107.8 | 10.7 | 169 | 100.6 | ▲ 8.9 | 269 | (116.7) | (6.1) | 54 |
| Sep-14 | 105.9 | 1.1 | 540 | 101.0 | 7.9 | 217 | 107.0 | ▲ 5.6 | 266 | (115.1) | (14.1) | 57 |
| Oct-14 | 103.6 | 1.3 | 527 | 94.0 | ▲ 3.7 | 200 | 104.8 | 0.0 | 269 | (124.6) | (19.6) | 58 |
| Nov-14 | 102.7 | ▲ 5.6 | 531 | 93.3 | ▲ 5.0 | 199 | 103.6 | ▲ 8.9 | 274 | (123.4) | (10.4) | 58 |
| Dec-14 | 98.7 | ▲ 2.0 | 656 | 87.4 | ▲ 2.8 | 263 | 98.2 | ▲ 6.3 | 299 | (130.2) | (16.3) | 94 |
| Jan-15 | 105.5 | 1.8 | 386 | 92.7 | ▲ 2.7 | 154 | 107.3 | ▲ 1.8 | 184 | (130.2) | (30.0) | 48 |
| Feb-15 | 106.8 | 6.9 | 436 | 95.0 | ▲ 2.1 | 169 | 109.8 | 9.0 | 209 | (123.3) | (19.4) | 58 |
| Mar-15 | 105.9 | 1.5 | 539 | 95.4 | 5.2 | 188 | 106.8 | ▲ 2.1 | 262 | (126.4) | (9.4) | 89 |

※Due to number of samples being insufficient, numbers with parenthesis are "only advisory".

| | Residential Property | | | Residential Land | | | Detached House | | | Condominiums | | |
|--------|--|---|--|--|---|--|--|---|--|--|---|--|
| | Property Price Index (average of 2010=100) | change compared to year-earlier month (%) | Number of Samples used for calculation | Property Price Index (average of 2010=100) | change compared to year-earlier month (%) | Number of Samples used for calculation | Property Price Index (average of 2010=100) | change compared to year-earlier month (%) | Number of Samples used for calculation | Property Price Index (average of 2010=100) | change compared to year-earlier month (%) | Number of Samples used for calculation |
| Apr-08 | 106.3 | | 271 | 112.1 | | 115 | 104.4 | | 130 | (94.2) | | 26 |
| May-08 | 108.8 | | 286 | 110.1 | | 141 | 107.7 | | 121 | (107.9) | | 24 |
| Jun-08 | 111.7 | | 278 | 109.8 | | 123 | 114.5 | | 131 | (102.5) | | 24 |
| Jul-08 | 105.2 | | 340 | 114.4 | | 148 | 98.1 | | 165 | (107.0) | | 27 |
| Aug-08 | 110.2 | | 307 | 109.5 | | 140 | 108.7 | | 137 | (121.1) | | 30 |
| Sep-08 | 109.1 | | 228 | 113.8 | | 101 | 105.7 | | 109 | (108.6) | | 18 |
| Oct-08 | 110.2 | | 313 | 114.9 | | 123 | 108.4 | | 167 | (101.5) | | 23 |
| Nov-08 | 101.8 | | 283 | 107.0 | | 118 | 99.6 | | 142 | (93.1) | | 23 |
| Dec-08 | 101.1 | | 295 | 104.9 | | 139 | 99.5 | | 128 | (92.2) | | 28 |
| Jan-09 | 100.2 | | 225 | 107.4 | | 93 | 96.4 | | 116 | (95.4) | | 16 |
| Feb-09 | 110.8 | | 203 | 112.6 | | 72 | 109.9 | | 111 | (110.0) | | 20 |
| Mar-09 | 103.9 | | 334 | 105.9 | | 122 | 103.8 | | 182 | (95.9) | | 30 |
| Apr-09 | 100.9 | ▲ 5.1 | 251 | 112.3 | 0.2 | 114 | 94.9 | ▲ 9.0 | 107 | (86.7) | (▲ 8.0) | 30 |
| May-09 | 99.8 | ▲ 8.3 | 239 | 104.5 | ▲ 5.2 | 99 | 95.3 | ▲ 11.5 | 113 | (105.7) | (▲ 2.1) | 27 |
| Jun-09 | 102.5 | ▲ 8.2 | 310 | 99.7 | ▲ 9.1 | 130 | 103.8 | ▲ 9.3 | 141 | (105.0) | (2.5) | 39 |
| Jul-09 | 98.9 | ▲ 6.0 | 314 | 98.8 | ▲ 13.6 | 152 | 99.5 | 1.4 | 135 | (95.1) | (▲ 11.1) | 27 |
| Aug-09 | 99.7 | ▲ 9.5 | 241 | 101.4 | ▲ 7.4 | 101 | 98.8 | ▲ 9.1 | 114 | (97.9) | (▲ 19.1) | 26 |
| Sep-09 | 104.3 | ▲ 4.4 | 253 | 110.3 | ▲ 3.1 | 112 | 102.0 | ▲ 3.5 | 117 | (93.8) | (▲ 13.6) | 24 |
| Oct-09 | 104.0 | ▲ 5.7 | 276 | 106.4 | ▲ 7.4 | 134 | 102.7 | ▲ 5.3 | 119 | (99.7) | (▲ 1.8) | 23 |
| Nov-09 | 101.4 | ▲ 0.3 | 248 | 98.5 | ▲ 7.9 | 111 | 104.8 | 5.2 | 113 | (96.0) | (3.1) | 24 |
| Dec-09 | 101.7 | 0.6 | 358 | 103.3 | ▲ 1.6 | 162 | 101.7 | 2.2 | 161 | (95.9) | (4.0) | 35 |
| Jan-10 | 95.9 | ▲ 4.3 | 233 | 92.6 | ▲ 13.8 | 92 | 96.8 | 0.4 | 115 | (103.0) | (8.0) | 26 |
| Feb-10 | 101.1 | ▲ 8.7 | 240 | 102.6 | ▲ 8.8 | 104 | 101.7 | ▲ 7.5 | 108 | (93.6) | (▲ 14.9) | 28 |
| Mar-10 | 98.4 | ▲ 5.3 | 324 | 102.3 | ▲ 3.4 | 135 | 97.0 | ▲ 6.6 | 150 | (91.2) | (▲ 4.9) | 39 |
| Apr-10 | 100.7 | ▲ 0.1 | 266 | 98.5 | ▲ 12.3 | 110 | 102.3 | 7.8 | 109 | (101.4) | (17.0) | 47 |
| May-10 | 99.3 | ▲ 0.5 | 217 | 104.9 | 0.4 | 93 | 94.8 | ▲ 0.5 | 95 | (101.6) | (▲ 3.8) | 29 |
| Jun-10 | 101.2 | ▲ 1.3 | 294 | 97.5 | ▲ 2.3 | 149 | 103.5 | ▲ 0.3 | 113 | (105.2) | (0.2) | 32 |
| Jul-10 | 104.5 | 5.7 | 354 | 98.1 | ▲ 0.7 | 182 | 108.1 | 8.6 | 139 | (114.7) | (20.6) | 31 |
| Aug-10 | 96.7 | ▲ 3.0 | 278 | 106.6 | 5.2 | 132 | 88.5 | ▲ 10.4 | 115 | (98.9) | (1.1) | 33 |
| Sep-10 | 99.6 | ▲ 4.5 | 305 | 99.5 | ▲ 9.8 | 150 | 99.5 | ▲ 2.4 | 130 | (101.4) | (8.1) | 25 |
| Oct-10 | 102.1 | ▲ 1.7 | 305 | 103.6 | ▲ 2.6 | 154 | 102.4 | ▲ 0.3 | 125 | (93.5) | (▲ 6.2) | 26 |
| Nov-10 | 100.0 | ▲ 1.4 | 286 | 97.1 | ▲ 1.5 | 145 | 103.6 | ▲ 1.2 | 112 | (95.0) | (▲ 1.0) | 29 |
| Dec-10 | 99.6 | ▲ 2.1 | 304 | 96.8 | ▲ 6.3 | 156 | 101.8 | 0.1 | 116 | (100.4) | (4.7) | 32 |
| Jan-11 | 93.3 | ▲ 2.7 | 229 | 97.5 | 5.4 | 89 | 91.2 | ▲ 5.8 | 109 | (90.2) | (▲ 12.4) | 31 |
| Feb-11 | 93.8 | ▲ 7.3 | 246 | 91.0 | ▲ 11.3 | 114 | 92.5 | ▲ 9.1 | 108 | (112.8) | (20.5) | 24 |
| Mar-11 | 99.4 | 1.0 | 330 | 103.0 | 0.7 | 148 | 94.1 | ▲ 2.9 | 139 | (110.9) | (21.6) | 43 |
| Apr-11 | 99.4 | ▲ 1.4 | 269 | 99.9 | 1.4 | 132 | 101.2 | ▲ 1.1 | 112 | (88.0) | (▲ 13.2) | 25 |
| May-11 | 100.8 | 1.5 | 274 | 100.4 | ▲ 4.3 | 151 | 99.8 | 5.2 | 102 | (108.4) | (6.7) | 21 |
| Jun-11 | 99.6 | ▲ 1.6 | 310 | 99.7 | 2.3 | 166 | 98.1 | ▲ 5.2 | 113 | (106.3) | (1.0) | 31 |
| Jul-11 | 103.9 | ▲ 0.5 | 298 | 103.9 | 6.0 | 157 | 99.1 | ▲ 8.3 | 114 | (129.4) | (12.8) | 27 |
| Aug-11 | 95.6 | ▲ 1.1 | 266 | 93.1 | ▲ 12.7 | 129 | 96.3 | 8.7 | 112 | (103.2) | (4.3) | 25 |
| Sep-11 | 97.7 | ▲ 1.9 | 304 | 100.9 | 1.4 | 166 | 94.4 | ▲ 5.1 | 120 | (104.3) | (2.9) | 18 |
| Oct-11 | 98.6 | ▲ 3.5 | 280 | 95.7 | ▲ 7.7 | 136 | 97.0 | ▲ 5.2 | 115 | (120.8) | (29.1) | 29 |
| Nov-11 | 103.0 | 2.9 | 302 | 102.2 | 5.3 | 162 | 100.4 | ▲ 3.0 | 111 | (121.1) | (27.6) | 29 |
| Dec-11 | 98.6 | ▲ 1.0 | 378 | 97.5 | 0.8 | 202 | 99.2 | ▲ 2.6 | 132 | (100.8) | (0.4) | 44 |
| Jan-12 | 96.0 | 2.9 | 227 | 95.7 | ▲ 1.9 | 107 | 94.4 | 3.5 | 90 | (106.2) | (17.8) | 30 |
| Feb-12 | 95.1 | 1.4 | 247 | 94.1 | 3.4 | 119 | 92.7 | 0.3 | 100 | (113.9) | (1.0) | 28 |
| Mar-12 | 94.7 | ▲ 4.7 | 351 | 89.2 | ▲ 13.4 | 146 | 94.9 | 0.8 | 137 | (106.3) | (▲ 4.2) | 68 |
| Apr-12 | 103.9 | 4.6 | 269 | 109.2 | 9.3 | 133 | 98.8 | ▲ 2.4 | 103 | (108.3) | (23.0) | 33 |
| May-12 | 102.0 | 1.2 | 293 | 102.0 | 1.6 | 147 | 99.2 | ▲ 0.6 | 114 | (117.4) | (8.3) | 32 |
| Jun-12 | 97.9 | ▲ 1.7 | 311 | 100.0 | 0.3 | 160 | 92.3 | ▲ 5.9 | 120 | (117.5) | (10.6) | 31 |
| Jul-12 | 99.9 | ▲ 3.9 | 334 | 99.0 | ▲ 4.8 | 177 | 96.9 | ▲ 2.2 | 122 | (120.7) | (▲ 6.7) | 35 |
| Aug-12 | 100.1 | 4.8 | 296 | 98.4 | 5.7 | 156 | 98.7 | 2.5 | 118 | (117.1) | (13.5) | 22 |
| Sep-12 | 95.2 | ▲ 2.6 | 268 | 98.7 | ▲ 2.2 | 141 | 91.3 | ▲ 3.3 | 107 | (103.0) | (▲ 1.2) | 20 |
| Oct-12 | 96.7 | ▲ 1.9 | 309 | 96.2 | 0.5 | 166 | 96.5 | ▲ 0.5 | 109 | (100.4) | (▲ 16.9) | 34 |
| Nov-12 | 98.4 | ▲ 4.4 | 276 | 98.2 | ▲ 3.8 | 134 | 97.3 | ▲ 3.1 | 111 | (104.5) | (▲ 13.7) | 31 |
| Dec-12 | 97.4 | ▲ 1.3 | 337 | 104.1 | 6.7 | 174 | 90.7 | ▲ 8.5 | 122 | (106.5) | (5.7) | 41 |
| Jan-13 | 95.3 | ▲ 0.7 | 223 | 100.4 | 4.9 | 109 | 86.9 | ▲ 7.9 | 81 | (119.0) | (12.0) | 33 |
| Feb-13 | 99.1 | 4.2 | 286 | 100.5 | 6.8 | 134 | 93.5 | 0.8 | 114 | (119.7) | (5.0) | 38 |
| Mar-13 | 95.6 | 0.9 | 378 | 90.1 | 1.0 | 185 | 96.1 | 1.3 | 147 | (116.1) | (9.2) | 46 |
| Apr-13 | 94.9 | ▲ 8.6 | 356 | 99.5 | ▲ 8.9 | 164 | 88.2 | ▲ 10.7 | 154 | (117.0) | (8.1) | 38 |
| May-13 | 98.7 | ▲ 3.3 | 330 | 98.4 | ▲ 3.6 | 176 | 95.7 | ▲ 3.6 | 120 | (115.4) | (▲ 1.7) | 34 |
| Jun-13 | 97.1 | ▲ 0.8 | 274 | 98.6 | ▲ 1.4 | 139 | 91.5 | ▲ 0.8 | 101 | (120.9) | (2.9) | 34 |
| Jul-13 | 97.4 | ▲ 2.5 | 345 | 95.8 | ▲ 3.2 | 184 | 94.9 | ▲ 2.1 | 127 | (121.2) | (0.4) | 34 |
| Aug-13 | 94.2 | ▲ 5.9 | 313 | 99.2 | 0.8 | 177 | 86.5 | ▲ 12.4 | 118 | (122.7) | (4.8) | 18 |
| Sep-13 | 97.8 | 2.7 | 288 | 98.1 | ▲ 0.5 | 138 | 96.4 | 5.5 | 115 | (104.7) | (1.6) | 35 |
| Oct-13 | 97.4 | 0.7 | 294 | 103.8 | 7.9 | 150 | 89.9 | ▲ 6.9 | 115 | (112.2) | (11.8) | 29 |
| Nov-13 | 101.7 | 3.3 | 272 | 100.4 | 2.2 | 142 | 98.2 | 0.9 | 93 | (125.6) | (20.2) | 37 |
| Dec-13 | 94.8 | ▲ 2.6 | 351 | 93.2 | ▲ 10.4 | 179 | 92.5 | 1.9 | 138 | (115.4) | (8.4) | 34 |
| Jan-14 | 98.2 | 3.0 | 219 | 97.3 | ▲ 3.1 | 108 | 93.5 | 7.6 | 89 | (127.3) | (7.0) | 22 |
| Feb-14 | 96.4 | ▲ 2.7 | 258 | 91.2 | ▲ 9.2 | 107 | 96.1 | 2.8 | 119 | (120.7) | (0.9) | 32 |
| Mar-14 | 96.3 | 0.8 | 390 | 96.3 | 6.9 | 164 | 91.7 | ▲ 4.6 | 170 | (122.0) | (5.1) | 56 |
| Apr-14 | 91.9 | ▲ 3.2 | 234 | 85.8 | ▲ 13.7 | 101 | 90.6 | 2.7 | 110 | (126.2) | (7.9) | 23 |
| May-14 | 92.6 | ▲ 6.2 | 239 | 93.7 | ▲ 4.8 | 118 | 88.4 | ▲ 7.6 | 98 | (111.4) | (▲ 3.5) | 23 |
| Jun-14 | 98.9 | 1.9 | 253 | 106.0 | 7.5 | 114 | 91.5 | ▲ 0.0 | 105 | (114.1) | (▲ 5.6) | 34 |
| Jul-14 | 96.4 | ▲ 1.0 | 284 | 90.0 | ▲ 6.1 | 138 | 94.2 | ▲ 0.7 | 122 | (145.6) | (20.1) | 24 |
| Aug-14 | 102.8 | 9.1 | 211 | 104.9 | 5.7 | 98 | 97.0 | 12.1 | 88 | (128.0) | (4.3) | 25 |
| Sep-14 | 98.2 | 0.3 | 251 | 92.2 | ▲ 6.0 | 111 | 96.7 | 0.4 | 101 | (126.8) | (21.1) | 39 |
| Oct-14 | 98.1 | 0.7 | 248 | 98.2 | ▲ 5.4 | 113 | 94.8 | 5.4 | 100 | (118.0) | (5.1) | 35 |
| Nov-14 | 95.6 | ▲ 6.0 | 239 | 94.6 | ▲ 5.7 | 126 | 89.2 | ▲ 9.1 | 90 | (141.1) | (12.3) | 23 |
| Dec-14 | 95.0 | 0.2 | 319 | 100.3 | 7.6 | 146 | 86.2 | ▲ 6.7 | 142 | (129.4) | (12.1) | 31 |
| Jan-15 | 103.8 | 5.7 | 163 | 96.9 | ▲ 0.4 | 86 | 99.3 | 6.2 | 60 | (147.7) | (16.0) | 17 |
| Feb-15 | 99.2 | 2.9 | 220 | 96.5 | 5.7 | 108 | 97.1 | 1.1 | 88 | (123.8) | (2.5) | 24 |
| Mar-15 | 97.1 | 0.8 | 209 | 88.8 | ▲ 7.8 | 91 | 96.9 | 5.7 | 83 | (126.9) | (4.0) | 35 |

※Due to number of samples being insufficient, numbers with parenthesis are only advisory.

| | Residential Property | | | Residential Land | | | Detached House | | | Condominiums | | |
|--------|--|---|--|--|---|--|--|---|--|--|---|--|
| | Property Price Index (average of 2010=100) | change compared to year-earlier month (%) | Number of Samples used for calculation | Property Price Index (average of 2010=100) | change compared to year-earlier month (%) | Number of Samples used for calculation | Property Price Index (average of 2010=100) | change compared to year-earlier month (%) | Number of Samples used for calculation | Property Price Index (average of 2010=100) | change compared to year-earlier month (%) | Number of Samples used for calculation |
| Apr-08 | 105.4 | | 949 | 106.7 | | 339 | 107.6 | | 382 | 98.6 | | 228 |
| May-08 | 102.7 | | 942 | 106.0 | | 344 | 103.8 | | 402 | 95.3 | | 196 |
| Jun-08 | 104.8 | | 1,010 | 109.0 | | 369 | 105.3 | | 427 | 97.1 | | 214 |
| Jul-08 | 103.4 | | 1,060 | 105.7 | | 406 | 103.3 | | 415 | 100.2 | | 239 |
| Aug-08 | 102.0 | | 893 | 108.8 | | 339 | 98.0 | | 389 | 100.4 | | 165 |
| Sep-08 | 104.7 | | 998 | 110.3 | | 369 | 101.6 | | 383 | 103.4 | | 246 |
| Oct-08 | 102.8 | | 1,155 | 109.7 | | 406 | 101.1 | | 503 | 95.8 | | 246 |
| Nov-08 | 100.5 | | 923 | 101.2 | | 298 | 102.3 | | 436 | 95.0 | | 189 |
| Dec-08 | 100.2 | | 1,007 | 107.5 | | 343 | 97.8 | | 455 | 94.7 | | 209 |
| Jan-09 | 103.7 | | 760 | 117.7 | | 262 | 98.5 | | 356 | 94.9 | | 142 |
| Feb-09 | 97.1 | | 752 | 105.1 | | 238 | 93.9 | | 357 | 94.3 | | 157 |
| Mar-09 | 98.5 | | 1,158 | 101.5 | | 344 | 98.2 | | 516 | 95.0 | | 298 |
| Apr-09 | 97.8 | ▲ 7.2 | 913 | 101.5 | ▲ 4.9 | 293 | 97.2 | ▲ 9.7 | 412 | 94.3 | ▲ 4.4 | 208 |
| May-09 | 93.4 | ▲ 9.1 | 855 | 93.9 | ▲ 11.4 | 274 | 94.0 | ▲ 9.5 | 381 | 91.5 | ▲ 4.0 | 200 |
| Jun-09 | 95.1 | ▲ 9.3 | 1,028 | 96.2 | ▲ 11.7 | 325 | 93.4 | ▲ 11.3 | 472 | 97.3 | 0.1 | 231 |
| Jul-09 | 99.3 | ▲ 4.0 | 1,066 | 100.7 | ▲ 4.7 | 376 | 99.1 | ▲ 4.1 | 484 | 97.7 | ▲ 2.4 | 206 |
| Aug-09 | 100.7 | ▲ 1.2 | 917 | 108.8 | ▲ 0.0 | 344 | 97.7 | ▲ 0.4 | 371 | 95.4 | ▲ 4.9 | 202 |
| Sep-09 | 98.5 | ▲ 6.0 | 899 | 101.1 | ▲ 8.3 | 322 | 98.0 | ▲ 3.6 | 376 | 95.9 | ▲ 7.3 | 201 |
| Oct-09 | 100.7 | ▲ 2.1 | 893 | 102.8 | ▲ 6.3 | 312 | 99.0 | ▲ 2.1 | 379 | 101.6 | 6.1 | 202 |
| Nov-09 | 98.0 | ▲ 2.5 | 998 | 97.6 | ▲ 3.6 | 369 | 99.6 | ▲ 2.6 | 431 | 94.5 | ▲ 0.5 | 198 |
| Dec-09 | 98.5 | ▲ 1.7 | 1,049 | 99.8 | ▲ 7.1 | 360 | 98.7 | 1.0 | 469 | 95.9 | 1.3 | 220 |
| Jan-10 | 98.2 | ▲ 5.4 | 678 | 103.1 | ▲ 12.4 | 269 | 94.3 | ▲ 4.3 | 259 | 99.2 | 4.6 | 150 |
| Feb-10 | 99.2 | 2.1 | 892 | 101.3 | ▲ 3.5 | 302 | 98.7 | 5.1 | 377 | 97.3 | 3.2 | 213 |
| Mar-10 | 97.1 | ▲ 1.4 | 1,271 | 94.9 | ▲ 6.5 | 397 | 98.3 | 0.1 | 513 | 97.3 | 2.4 | 361 |
| Apr-10 | 97.3 | ▲ 0.5 | 1,052 | 93.9 | ▲ 7.5 | 375 | 99.1 | 2.0 | 438 | 98.4 | 4.3 | 239 |
| May-10 | 98.5 | 5.4 | 885 | 98.8 | 5.2 | 320 | 99.1 | 5.5 | 344 | 96.7 | 5.7 | 221 |
| Jun-10 | 100.3 | 5.5 | 1,140 | 96.7 | 0.4 | 478 | 102.4 | 9.7 | 419 | 101.4 | 4.2 | 243 |
| Jul-10 | 99.9 | 0.6 | 1,165 | 101.5 | 0.8 | 423 | 99.5 | 0.4 | 466 | 98.9 | 1.2 | 276 |
| Aug-10 | 104.1 | 3.4 | 1,114 | 105.9 | ▲ 2.7 | 421 | 103.2 | 5.7 | 415 | 103.3 | 8.3 | 278 |
| Sep-10 | 103.4 | 5.0 | 1,111 | 105.4 | 4.2 | 449 | 103.1 | 5.2 | 414 | 100.8 | 5.2 | 248 |
| Oct-10 | 98.7 | ▲ 1.9 | 1,092 | 96.7 | ▲ 5.9 | 411 | 99.1 | 0.1 | 445 | 101.2 | ▲ 0.4 | 236 |
| Nov-10 | 102.2 | 4.3 | 1,156 | 102.9 | 5.5 | 428 | 100.8 | 1.2 | 468 | 104.4 | 10.5 | 260 |
| Dec-10 | 101.0 | 2.6 | 1,286 | 98.9 | ▲ 0.9 | 446 | 102.2 | 3.5 | 529 | 101.0 | 5.3 | 311 |
| Jan-11 | 101.7 | 3.6 | 838 | 97.5 | ▲ 5.4 | 337 | 103.1 | 9.4 | 336 | 105.1 | 6.0 | 165 |
| Feb-11 | 98.7 | ▲ 0.5 | 896 | 94.3 | ▲ 7.0 | 343 | 99.0 | 0.3 | 358 | 105.0 | 8.0 | 195 |
| Mar-11 | 106.2 | 9.4 | 1,305 | 106.7 | 12.4 | 470 | 104.0 | 5.8 | 504 | 109.8 | 13.0 | 331 |
| Apr-11 | 98.2 | 0.9 | 996 | 92.1 | ▲ 1.9 | 332 | 99.2 | 0.1 | 428 | 104.3 | 6.0 | 236 |
| May-11 | 100.1 | 1.6 | 952 | 101.8 | 3.1 | 335 | 97.2 | ▲ 2.0 | 406 | 104.9 | 8.5 | 211 |
| Jun-11 | 98.4 | ▲ 1.9 | 1,111 | 92.9 | ▲ 3.9 | 431 | 97.0 | ▲ 5.3 | 430 | 110.3 | 8.8 | 250 |
| Jul-11 | 102.5 | 2.5 | 1,090 | 94.5 | ▲ 6.9 | 436 | 105.3 | 5.9 | 431 | 109.7 | 10.9 | 223 |
| Aug-11 | 102.6 | ▲ 1.4 | 1,149 | 99.0 | ▲ 6.5 | 440 | 101.2 | ▲ 2.0 | 441 | 112.0 | 8.4 | 268 |
| Sep-11 | 104.3 | 0.9 | 1,144 | 104.8 | ▲ 0.5 | 468 | 100.8 | ▲ 2.3 | 450 | 112.3 | 11.4 | 226 |
| Oct-11 | 101.5 | 2.8 | 1,108 | 98.8 | 2.2 | 438 | 100.0 | 0.9 | 449 | 110.5 | 9.2 | 221 |
| Nov-11 | 103.7 | 1.4 | 1,079 | 101.7 | ▲ 1.1 | 421 | 102.6 | 1.7 | 406 | 109.4 | 4.7 | 252 |
| Dec-11 | 104.5 | 3.5 | 1,253 | 98.0 | ▲ 0.9 | 465 | 105.5 | 3.2 | 514 | 112.6 | 11.5 | 274 |
| Jan-12 | 101.1 | ▲ 0.6 | 819 | 98.9 | 1.4 | 341 | 99.9 | ▲ 3.2 | 323 | 108.7 | 3.4 | 155 |
| Feb-12 | 103.6 | 5.0 | 904 | 102.9 | 9.1 | 329 | 102.2 | 3.2 | 376 | 108.5 | 3.3 | 199 |
| Mar-12 | 105.9 | ▲ 0.2 | 1,414 | 102.0 | ▲ 4.4 | 501 | 107.0 | 2.9 | 588 | 109.8 | ▲ 0.1 | 325 |
| Apr-12 | 103.3 | 5.2 | 1,067 | 103.7 | 12.6 | 419 | 101.0 | 1.8 | 395 | 107.9 | 3.4 | 253 |
| May-12 | 102.5 | 2.4 | 1,081 | 96.4 | ▲ 5.3 | 401 | 102.0 | 5.0 | 461 | 113.8 | 8.4 | 219 |
| Jun-12 | 103.0 | 4.7 | 1,183 | 99.4 | 6.9 | 454 | 100.1 | 3.1 | 479 | 116.9 | 6.0 | 250 |
| Jul-12 | 104.5 | 1.9 | 1,233 | 102.6 | 8.6 | 494 | 102.3 | ▲ 2.8 | 485 | 112.9 | 2.9 | 254 |
| Aug-12 | 103.1 | 0.5 | 1,149 | 100.7 | 1.7 | 500 | 102.0 | 0.9 | 448 | 110.6 | ▲ 1.2 | 201 |
| Sep-12 | 106.4 | 2.0 | 1,038 | 105.0 | 0.2 | 397 | 104.4 | 3.7 | 416 | 113.5 | 1.0 | 225 |
| Oct-12 | 102.9 | 1.4 | 1,171 | 101.7 | 2.9 | 487 | 100.6 | 0.6 | 433 | 110.9 | 0.3 | 251 |
| Nov-12 | 101.8 | ▲ 1.8 | 1,196 | 94.7 | ▲ 6.9 | 436 | 101.5 | ▲ 1.0 | 492 | 115.0 | 5.1 | 268 |
| Dec-12 | 102.9 | ▲ 1.6 | 1,315 | 97.3 | ▲ 0.7 | 545 | 104.2 | ▲ 1.2 | 541 | 110.2 | ▲ 2.2 | 229 |
| Jan-13 | 103.9 | 2.7 | 879 | 100.3 | 1.4 | 343 | 101.3 | 1.4 | 355 | 117.8 | 8.3 | 181 |
| Feb-13 | 105.3 | 1.6 | 1,104 | 96.9 | ▲ 5.8 | 411 | 107.4 | 5.1 | 424 | 114.4 | 5.4 | 269 |
| Mar-13 | 107.9 | 1.9 | 1,552 | 100.7 | ▲ 1.3 | 510 | 107.7 | 0.7 | 677 | 119.6 | 8.9 | 365 |
| Apr-13 | 106.6 | 3.1 | 1,234 | 97.4 | ▲ 6.2 | 415 | 108.1 | 7.0 | 501 | 117.0 | 8.4 | 318 |
| May-13 | 105.5 | 3.0 | 1,241 | 101.4 | 5.2 | 492 | 105.1 | 3.0 | 491 | 113.9 | 0.1 | 258 |
| Jun-13 | 106.9 | 3.8 | 1,239 | 100.9 | 1.5 | 455 | 104.2 | 4.1 | 469 | 121.8 | 4.2 | 315 |
| Jul-13 | 106.4 | 1.8 | 1,424 | 100.9 | ▲ 1.7 | 546 | 103.5 | 1.2 | 558 | 124.7 | 10.5 | 320 |
| Aug-13 | 107.8 | 4.6 | 1,248 | 100.3 | ▲ 0.5 | 490 | 107.0 | 4.8 | 491 | 123.5 | 11.7 | 267 |
| Sep-13 | 109.7 | 3.1 | 1,302 | 101.6 | ▲ 3.3 | 524 | 110.3 | 5.6 | 508 | 122.6 | 8.1 | 270 |
| Oct-13 | 107.7 | 4.6 | 1,192 | 99.9 | ▲ 1.7 | 470 | 107.3 | 6.7 | 443 | 122.8 | 10.7 | 279 |
| Nov-13 | 111.0 | 9.0 | 1,234 | 105.2 | 11.0 | 452 | 109.4 | 7.8 | 490 | 124.9 | 8.7 | 292 |
| Dec-13 | 108.5 | 5.5 | 1,360 | 98.3 | 1.1 | 508 | 108.4 | 4.0 | 552 | 127.2 | 15.4 | 300 |
| Jan-14 | 104.6 | 0.7 | 887 | 99.6 | ▲ 0.7 | 315 | 100.3 | ▲ 1.0 | 358 | 123.6 | 5.0 | 214 |
| Feb-14 | 109.1 | 3.6 | 1,063 | 100.3 | 3.6 | 347 | 106.3 | ▲ 1.0 | 427 | 130.3 | 13.9 | 289 |
| Mar-14 | 109.4 | 1.3 | 1,626 | 99.2 | ▲ 1.4 | 473 | 109.1 | 1.3 | 758 | 124.8 | 4.3 | 395 |
| Apr-14 | 109.4 | 2.7 | 951 | 95.2 | ▲ 2.2 | 312 | 112.5 | 4.1 | 362 | 124.8 | 6.7 | 277 |
| May-14 | 108.7 | 3.0 | 910 | 105.8 | 4.4 | 334 | 105.6 | 0.5 | 354 | 121.4 | 6.6 | 222 |
| Jun-14 | 108.5 | 1.5 | 1,004 | 100.5 | ▲ 0.4 | 340 | 106.6 | 2.3 | 429 | 127.4 | 4.6 | 235 |
| Jul-14 | 109.5 | 2.9 | 1,156 | 100.8 | ▲ 0.1 | 412 | 106.7 | 3.1 | 451 | 130.1 | 4.3 | 293 |
| Aug-14 | 108.8 | 0.9 | 1,004 | 101.2 | 1.0 | 344 | 106.4 | ▲ 0.6 | 420 | 127.7 | 3.4 | 240 |
| Sep-14 | 107.7 | ▲ 1.8 | 1,001 | 103.1 | 1.5 | 320 | 103.2 | ▲ 6.4 | 422 | 126.0 | 2.7 | 259 |
| Oct-14 | 107.4 | ▲ 0.2 | 930 | 96.6 | ▲ 3.4 | 354 | 106.8 | ▲ 0.4 | 340 | 127.8 | 4.0 | 236 |
| Nov-14 | 114.1 | 2.8 | 1,032 | 108.6 | 3.2 | 358 | 111.8 | 2.2 | 432 | 128.9 | 3.1 | 242 |
| Dec-14 | 107.6 | ▲ 0.8 | 1,234 | 100.8 | 2.5 | 426 | 104.8 | ▲ 3.3 | 535 | 126.7 | ▲ 0.4 | 273 |
| Jan-15 | 109.9 | 5.0 | 775 | 104.8 | 5.3 | 257 | 104.0 | 3.7 | 325 | 133.0 | 7.6 | 193 |
| Feb-15 | 105.9 | ▲ 2.9 | 894 | 90.0 | ▲ 10.3 | 308 | 104.1 | ▲ 2.1 | 344 | 135.6 | 4.1 | 242 |
| Mar-15 | 111.0 | 1.5 | 948 | 99.4 | 0.2 | 313 | 108.0 | ▲ 1.1 | 389 | 136.9 | 9.8 | 246 |

3-1 Tokyo including suburbs

| | Residential Property | | | Residential Land | | | Detached House | | | Condominiums | | |
|--------|--|---|--|--|---|--|--|---|--|--|---|--|
| | Property Price Index (average of 2010=100) | change compared to year-earlier month (%) | Number of Samples used for calculation | Property Price Index (average of 2010=100) | change compared to year-earlier month (%) | Number of Samples used for calculation | Property Price Index (average of 2010=100) | change compared to year-earlier month (%) | Number of Samples used for calculation | Property Price Index (average of 2010=100) | change compared to year-earlier month (%) | Number of Samples used for calculation |
| Apr-08 | 108.8 | | 4,691 | 111.7 | | 999 | 112.6 | | 1,842 | 102.0 | | 1,850 |
| May-08 | 107.0 | | 4,409 | 115.0 | | 1,063 | 107.9 | | 1,727 | 99.2 | | 1,619 |
| Jun-08 | 108.2 | | 4,865 | 115.5 | | 1,079 | 109.5 | | 1,991 | 101.1 | | 1,795 |
| Jul-08 | 105.7 | | 5,189 | 108.8 | | 1,203 | 107.8 | | 2,055 | 100.6 | | 1,931 |
| Aug-08 | 104.6 | | 4,459 | 112.1 | | 1,020 | 105.9 | | 1,758 | 97.5 | | 1,681 |
| Sep-08 | 104.5 | | 4,787 | 106.9 | | 1,069 | 107.6 | | 1,907 | 98.5 | | 1,811 |
| Oct-08 | 100.8 | | 4,796 | 99.4 | | 1,091 | 103.6 | | 1,890 | 98.3 | | 1,815 |
| Nov-08 | 100.9 | | 4,282 | 102.7 | | 887 | 103.0 | | 1,754 | 96.9 | | 1,641 |
| Dec-08 | 97.6 | | 4,758 | 95.9 | | 1,131 | 101.6 | | 1,813 | 94.1 | | 1,814 |
| Jan-09 | 97.3 | | 3,444 | 95.9 | | 707 | 101.1 | | 1,303 | 93.8 | | 1,434 |
| Feb-09 | 96.2 | | 3,854 | 95.9 | | 739 | 98.8 | | 1,558 | 93.3 | | 1,557 |
| Mar-09 | 97.5 | | 6,577 | 97.9 | | 1,200 | 101.2 | | 2,609 | 92.8 | | 2,768 |
| Apr-09 | 95.3 | ▲ 12.4 | 4,523 | 97.1 | ▲ 13.0 | 923 | 95.9 | ▲ 14.8 | 1,718 | 93.4 | ▲ 8.4 | 1,882 |
| May-09 | 97.4 | ▲ 8.9 | 4,266 | 100.4 | ▲ 12.7 | 981 | 98.2 | ▲ 8.9 | 1,628 | 94.3 | ▲ 4.9 | 1,657 |
| Jun-09 | 96.7 | ▲ 10.7 | 5,589 | 100.8 | ▲ 12.7 | 1,251 | 97.5 | ▲ 10.9 | 2,117 | 92.9 | ▲ 8.1 | 2,221 |
| Jul-09 | 97.3 | ▲ 8.0 | 5,557 | 100.8 | ▲ 7.4 | 1,298 | 97.9 | ▲ 9.2 | 2,105 | 94.1 | ▲ 6.5 | 2,154 |
| Aug-09 | 97.3 | ▲ 7.0 | 4,430 | 99.2 | ▲ 11.6 | 1,017 | 97.8 | ▲ 7.7 | 1,609 | 95.6 | ▲ 2.0 | 1,804 |
| Sep-09 | 99.5 | ▲ 4.7 | 4,953 | 103.0 | ▲ 3.7 | 1,149 | 100.0 | ▲ 7.1 | 1,837 | 96.5 | ▲ 2.0 | 1,967 |
| Oct-09 | 96.1 | ▲ 4.6 | 4,958 | 96.7 | ▲ 2.7 | 1,076 | 96.2 | ▲ 7.1 | 1,819 | 95.6 | ▲ 2.7 | 2,063 |
| Nov-09 | 99.5 | ▲ 1.3 | 5,045 | 99.7 | ▲ 3.0 | 1,129 | 100.2 | ▲ 2.7 | 1,815 | 98.7 | 1.8 | 2,101 |
| Dec-09 | 97.1 | ▲ 0.5 | 5,343 | 95.1 | ▲ 0.8 | 1,301 | 99.3 | ▲ 2.3 | 1,959 | 96.1 | 2.1 | 2,083 |
| Jan-10 | 97.7 | 0.4 | 3,586 | 94.9 | ▲ 1.1 | 760 | 99.5 | ▲ 1.5 | 1,272 | 97.5 | 3.9 | 1,554 |
| Feb-10 | 98.9 | 2.7 | 4,494 | 97.2 | 1.4 | 950 | 99.4 | 0.7 | 1,613 | 99.3 | 6.4 | 1,931 |
| Mar-10 | 100.8 | 3.4 | 6,976 | 100.9 | 3.1 | 1,375 | 102.3 | 1.1 | 2,596 | 99.0 | 6.7 | 3,005 |
| Apr-10 | 98.8 | 3.7 | 5,164 | 99.7 | 2.7 | 1,099 | 97.4 | 1.6 | 1,895 | 99.9 | 6.9 | 2,170 |
| May-10 | 101.0 | 3.7 | 4,396 | 104.1 | 3.7 | 963 | 100.1 | 1.9 | 1,593 | 100.0 | 6.0 | 1,840 |
| Jun-10 | 100.0 | 3.4 | 5,245 | 102.2 | 1.3 | 1,249 | 99.3 | 1.8 | 1,853 | 99.3 | 6.8 | 2,143 |
| Jul-10 | 99.6 | 2.4 | 5,886 | 98.1 | ▲ 2.7 | 1,343 | 99.3 | 1.4 | 2,097 | 101.0 | 7.3 | 2,446 |
| Aug-10 | 101.1 | 3.8 | 5,025 | 101.3 | 2.1 | 1,167 | 100.1 | 2.4 | 1,957 | 102.2 | 6.9 | 1,901 |
| Sep-10 | 101.1 | 1.5 | 5,302 | 104.4 | 1.4 | 1,178 | 100.3 | 0.3 | 2,016 | 99.6 | 3.2 | 2,108 |
| Oct-10 | 100.4 | 4.5 | 4,983 | 99.6 | 3.0 | 1,135 | 99.9 | 3.8 | 2,007 | 101.8 | 6.4 | 1,841 |
| Nov-10 | 99.9 | 0.3 | 5,762 | 101.4 | 1.7 | 1,155 | 100.4 | 0.2 | 2,127 | 98.3 | ▲ 0.4 | 2,480 |
| Dec-10 | 100.5 | 3.4 | 6,006 | 96.1 | 1.0 | 1,363 | 101.8 | 2.6 | 2,356 | 102.0 | 6.2 | 2,287 |
| Jan-11 | 100.6 | 3.0 | 4,143 | 104.7 | 10.4 | 887 | 99.6 | 0.1 | 1,533 | 99.2 | 1.8 | 1,723 |
| Feb-11 | 100.5 | 1.7 | 4,250 | 100.9 | 3.8 | 923 | 99.1 | ▲ 0.3 | 1,595 | 101.9 | 2.6 | 1,732 |
| Mar-11 | 101.7 | 0.9 | 6,518 | 100.8 | ▲ 0.1 | 1,237 | 101.1 | ▲ 1.2 | 2,586 | 103.1 | 4.1 | 2,695 |
| Apr-11 | 101.3 | 2.5 | 4,360 | 102.8 | 3.1 | 998 | 100.0 | 2.6 | 1,715 | 101.8 | 1.9 | 1,647 |
| May-11 | 99.9 | ▲ 1.1 | 4,070 | 98.3 | ▲ 5.6 | 915 | 99.9 | ▲ 0.2 | 1,614 | 101.2 | 1.2 | 1,541 |
| Jun-11 | 99.8 | ▲ 0.2 | 4,869 | 98.1 | ▲ 3.9 | 1,146 | 99.1 | ▲ 0.2 | 1,982 | 102.2 | 3.0 | 1,741 |
| Jul-11 | 100.3 | 0.6 | 4,831 | 100.3 | 2.3 | 1,132 | 100.0 | 0.7 | 2,006 | 100.6 | ▲ 0.4 | 1,693 |
| Aug-11 | 100.2 | ▲ 0.8 | 4,611 | 100.5 | ▲ 0.8 | 1,044 | 99.2 | ▲ 0.9 | 1,911 | 101.4 | ▲ 0.7 | 1,656 |
| Sep-11 | 100.7 | ▲ 0.3 | 5,210 | 101.0 | ▲ 3.3 | 1,183 | 99.2 | ▲ 1.0 | 2,229 | 102.7 | 3.2 | 1,798 |
| Oct-11 | 101.1 | 0.6 | 4,554 | 103.7 | 4.1 | 1,010 | 98.7 | ▲ 1.2 | 1,984 | 102.6 | 0.8 | 1,560 |
| Nov-11 | 98.0 | ▲ 1.8 | 4,898 | 97.5 | ▲ 3.9 | 1,072 | 97.5 | ▲ 2.9 | 2,142 | 99.3 | 1.0 | 1,684 |
| Dec-11 | 98.5 | ▲ 2.0 | 5,751 | 97.0 | 1.0 | 1,296 | 98.5 | ▲ 3.2 | 2,416 | 99.5 | ▲ 2.5 | 2,039 |
| Jan-12 | 99.3 | ▲ 1.3 | 3,501 | 100.0 | ▲ 4.5 | 795 | 97.2 | ▲ 2.4 | 1,372 | 101.5 | 2.3 | 1,334 |
| Feb-12 | 98.3 | ▲ 2.2 | 4,440 | 98.7 | ▲ 2.2 | 904 | 96.6 | ▲ 2.5 | 1,856 | 100.3 | ▲ 1.6 | 1,680 |
| Mar-12 | 99.7 | ▲ 1.9 | 6,893 | 102.0 | 1.2 | 1,361 | 98.3 | ▲ 2.8 | 2,715 | 100.0 | ▲ 3.0 | 2,817 |
| Apr-12 | 97.8 | ▲ 3.4 | 4,661 | 96.0 | ▲ 6.6 | 947 | 96.4 | ▲ 3.6 | 1,839 | 100.9 | ▲ 0.9 | 1,875 |
| May-12 | 98.3 | ▲ 1.6 | 4,663 | 99.4 | 1.1 | 1,080 | 96.5 | ▲ 3.3 | 1,832 | 99.9 | ▲ 1.3 | 1,751 |
| Jun-12 | 98.3 | ▲ 1.5 | 5,174 | 99.0 | 0.9 | 1,149 | 96.9 | ▲ 2.3 | 2,156 | 99.8 | ▲ 2.4 | 1,869 |
| Jul-12 | 97.9 | ▲ 2.4 | 5,463 | 97.0 | ▲ 3.3 | 1,246 | 95.9 | ▲ 4.1 | 2,252 | 101.4 | 0.8 | 1,965 |
| Aug-12 | 98.0 | ▲ 2.2 | 4,840 | 97.7 | ▲ 2.8 | 1,034 | 95.9 | ▲ 3.4 | 2,003 | 101.2 | ▲ 0.2 | 1,803 |
| Sep-12 | 98.7 | ▲ 2.0 | 5,043 | 100.4 | ▲ 0.6 | 1,101 | 97.1 | ▲ 2.1 | 2,098 | 99.6 | ▲ 3.1 | 1,844 |
| Oct-12 | 98.3 | ▲ 2.8 | 4,955 | 100.3 | ▲ 3.2 | 1,112 | 96.3 | ▲ 2.4 | 2,056 | 99.4 | ▲ 3.1 | 1,787 |
| Nov-12 | 96.8 | ▲ 1.2 | 5,508 | 96.5 | ▲ 1.0 | 1,195 | 95.5 | ▲ 2.0 | 2,250 | 98.9 | ▲ 0.5 | 2,063 |
| Dec-12 | 97.4 | ▲ 1.1 | 5,899 | 94.5 | ▲ 2.6 | 1,263 | 97.9 | ▲ 0.6 | 2,501 | 98.7 | ▲ 0.8 | 2,135 |
| Jan-13 | 96.9 | ▲ 2.4 | 3,822 | 94.7 | ▲ 5.3 | 836 | 96.1 | ▲ 1.2 | 1,469 | 99.6 | ▲ 1.9 | 1,517 |
| Feb-13 | 97.7 | ▲ 0.6 | 4,773 | 99.7 | 1.0 | 857 | 96.0 | ▲ 0.6 | 1,858 | 98.4 | ▲ 1.9 | 2,058 |
| Mar-13 | 99.0 | ▲ 0.7 | 7,875 | 99.5 | ▲ 2.5 | 1,343 | 97.7 | ▲ 0.6 | 3,184 | 100.4 | 0.4 | 3,348 |
| Apr-13 | 99.0 | 1.2 | 5,690 | 100.7 | 4.9 | 1,064 | 95.7 | ▲ 0.7 | 2,169 | 101.8 | 0.9 | 2,457 |
| May-13 | 99.4 | 1.1 | 5,572 | 101.0 | 1.7 | 1,098 | 96.0 | ▲ 0.5 | 2,193 | 102.6 | 2.7 | 2,281 |
| Jun-13 | 99.7 | 1.4 | 6,026 | 98.5 | ▲ 0.5 | 1,264 | 97.6 | 0.7 | 2,392 | 103.4 | 3.6 | 2,370 |
| Jul-13 | 99.6 | 1.7 | 6,227 | 97.1 | 0.1 | 1,300 | 97.8 | 2.0 | 2,439 | 103.8 | 2.3 | 2,488 |
| Aug-13 | 102.0 | 4.1 | 5,525 | 101.9 | 4.3 | 1,166 | 99.3 | 3.6 | 2,168 | 105.6 | 4.3 | 2,191 |
| Sep-13 | 100.6 | 1.9 | 5,519 | 99.5 | ▲ 0.8 | 1,215 | 97.4 | 0.3 | 2,246 | 105.6 | 6.0 | 2,058 |
| Oct-13 | 100.8 | 2.6 | 5,175 | 101.0 | 0.6 | 1,070 | 97.0 | 0.7 | 2,077 | 106.0 | 6.6 | 2,028 |
| Nov-13 | 102.1 | 5.4 | 5,539 | 100.7 | 4.4 | 1,120 | 99.2 | 3.8 | 2,315 | 107.0 | 8.2 | 2,104 |
| Dec-13 | 100.0 | 2.7 | 5,881 | 93.8 | ▲ 0.8 | 1,227 | 97.3 | ▲ 0.7 | 2,358 | 108.4 | 9.8 | 2,296 |
| Jan-14 | 100.9 | 4.2 | 4,152 | 97.5 | 3.0 | 789 | 97.3 | 1.2 | 1,498 | 107.5 | 7.9 | 1,865 |
| Feb-14 | 103.1 | 5.6 | 4,782 | 99.1 | ▲ 0.6 | 829 | 99.5 | 3.6 | 1,907 | 110.3 | 12.1 | 2,046 |
| Mar-14 | 102.5 | 3.5 | 7,933 | 98.3 | ▲ 1.2 | 1,385 | 99.7 | 2.1 | 3,033 | 108.3 | 7.9 | 3,515 |
| Apr-14 | 100.3 | 1.3 | 4,007 | 94.9 | ▲ 5.8 | 661 | 96.6 | 1.0 | 1,394 | 107.7 | 5.8 | 1,952 |
| May-14 | 102.7 | 3.3 | 4,383 | 103.5 | 2.4 | 725 | 96.8 | 0.8 | 1,639 | 109.5 | 6.8 | 2,019 |
| Jun-14 | 101.2 | 1.5 | 5,024 | 99.0 | 0.4 | 930 | 96.4 | ▲ 1.2 | 2,048 | 109.6 | 6.0 | 2,046 |
| Jul-14 | 102.8 | 3.2 | 5,114 | 100.5 | 3.5 | 904 | 97.5 | ▲ 0.3 | 2,020 | 111.3 | 7.3 | 2,190 |
| Aug-14 | 101.5 | ▲ 0.5 | 4,456 | 98.5 | ▲ 3.3 | 765 | 96.2 | ▲ 3.1 | 1,830 | 110.9 | 5.1 | 1,861 |
| Sep-14 | 102.1 | 1.6 | 5,050 | 101.5 | 2.0 | 888 | 95.6 | ▲ 1.8 | 2,105 | 111.5 | 5.6 | 2,057 |
| Oct-14 | 101.6 | 0.8 | 4,815 | 95.5 | ▲ 5.4 | 831 | 96.8 | ▲ 0.2 | 1,938 | 112.3 | 5.9 | 2,046 |
| Nov-14 | 101.5 | ▲ 0.5 | 4,796 | 97.8 | ▲ 2.9 | 838 | 95.7 | ▲ 3.5 | 2,008 | 112.3 | 4.9 | 1,950 |
| Dec-14 | 102.7 | 2.8 | 5,653 | 103.5 | 10.4 | 979 | 95.4 | ▲ 2.0 | 2,351 | 112.4 | 3.7 | 2,323 |
| Jan-15 | 104.1 | 3.2 | 3,506 | 98.2 | 0.7 | 579 | 97.6 | 0.4 | 1,228 | 115.1 | 7.0 | 1,699 |
| Feb-15 | 105.2 | 2.0 | 4,401 | 104.7 | 5.7 | 691 | 97.7 | ▲ 1.9 | 1,622 | 114.5 | 3.8 | 2,088 |
| Mar-15 | 105.0 | 2.5 | 5,316 | 99.7 | 1.4 | 849 | 96.9 | ▲ 2.8 | 1,874 | 117.9 | 8.8 | 2,593 |

| | Residential Property | | | Residential Land | | | Detached House | | | Condominiums | | |
|--------|--|---|--|--|---|--|--|---|--|--|---|--|
| | Property Price Index (average of 2010=100) | change compared to year-earlier month (%) | Number of Samples used for calculation | Property Price Index (average of 2010=100) | change compared to year-earlier month (%) | Number of Samples used for calculation | Property Price Index (average of 2010=100) | change compared to year-earlier month (%) | Number of Samples used for calculation | Property Price Index (average of 2010=100) | change compared to year-earlier month (%) | Number of Samples used for calculation |
| Apr-08 | 107.5 | | 890 | 108.3 | | 260 | 109.7 | | 446 | 97.1 | | 184 |
| May-08 | 107.9 | | 916 | 114.1 | | 311 | 106.6 | | 442 | 100.3 | | 163 |
| Jun-08 | 105.9 | | 1,011 | 109.7 | | 316 | 106.9 | | 519 | 95.2 | | 176 |
| Jul-08 | 110.4 | | 1,032 | 115.6 | | 355 | 109.2 | | 500 | 104.1 | | 177 |
| Aug-08 | 106.7 | | 1,022 | 107.0 | | 370 | 107.7 | | 487 | 101.9 | | 165 |
| Sep-08 | 104.6 | | 939 | 108.6 | | 302 | 104.8 | | 483 | 94.3 | | 154 |
| Oct-08 | 106.4 | | 961 | 106.7 | | 326 | 108.7 | | 474 | 96.1 | | 161 |
| Nov-08 | 104.0 | | 945 | 105.8 | | 304 | 104.8 | | 480 | 96.0 | | 161 |
| Dec-08 | 103.3 | | 918 | 101.0 | | 364 | 105.8 | | 408 | 98.9 | | 146 |
| Jan-09 | 104.5 | | 729 | 106.3 | | 212 | 105.8 | | 359 | 96.0 | | 158 |
| Feb-09 | 102.3 | | 729 | 97.8 | | 217 | 104.7 | | 375 | 101.3 | | 137 |
| Mar-09 | 102.5 | | 1,208 | 99.7 | | 320 | 105.9 | | 589 | 96.2 | | 299 |
| Apr-09 | 98.0 | ▲ 8.8 | 849 | 99.5 | ▲ 8.1 | 256 | 98.0 | ▲ 10.7 | 398 | 95.4 | ▲ 1.7 | 195 |
| May-09 | 97.9 | ▲ 9.3 | 797 | 100.9 | ▲ 11.6 | 244 | 98.7 | ▲ 7.4 | 407 | 89.1 | ▲ 11.2 | 146 |
| Jun-09 | 98.0 | ▲ 7.5 | 1,069 | 98.6 | ▲ 10.1 | 358 | 99.5 | ▲ 6.9 | 518 | 90.7 | ▲ 4.8 | 193 |
| Jul-09 | 101.1 | ▲ 8.4 | 1,045 | 102.6 | ▲ 11.3 | 344 | 101.5 | ▲ 7.0 | 472 | 97.2 | ▲ 6.6 | 229 |
| Aug-09 | 98.7 | ▲ 7.5 | 845 | 96.3 | ▲ 10.1 | 261 | 100.6 | ▲ 6.6 | 428 | 95.7 | ▲ 6.1 | 156 |
| Sep-09 | 100.9 | ▲ 3.6 | 983 | 105.4 | ▲ 2.9 | 355 | 99.1 | ▲ 5.5 | 472 | 98.8 | 4.8 | 156 |
| Oct-09 | 99.0 | ▲ 6.9 | 864 | 97.6 | ▲ 8.5 | 288 | 100.5 | ▲ 7.5 | 398 | 96.1 | 0.0 | 178 |
| Nov-09 | 98.5 | ▲ 5.2 | 987 | 97.1 | ▲ 8.2 | 294 | 100.1 | ▲ 4.5 | 490 | 95.0 | ▲ 1.0 | 203 |
| Dec-09 | 97.1 | ▲ 6.1 | 1,014 | 93.8 | ▲ 7.1 | 363 | 99.4 | ▲ 6.0 | 468 | 94.9 | ▲ 4.1 | 183 |
| Jan-10 | 100.4 | ▲ 4.0 | 738 | 101.7 | ▲ 4.3 | 249 | 100.2 | ▲ 5.3 | 311 | 98.5 | 2.6 | 178 |
| Feb-10 | 98.5 | ▲ 3.7 | 836 | 96.1 | ▲ 1.7 | 248 | 99.7 | ▲ 4.8 | 419 | 98.3 | ▲ 3.0 | 169 |
| Mar-10 | 100.7 | ▲ 1.8 | 1,390 | 103.5 | 3.8 | 363 | 99.9 | ▲ 5.7 | 709 | 99.2 | 3.2 | 318 |
| Apr-10 | 103.3 | 5.4 | 1,093 | 105.6 | 6.1 | 334 | 103.5 | 5.5 | 504 | 98.7 | 3.4 | 255 |
| May-10 | 99.4 | 1.5 | 857 | 100.2 | ▲ 0.7 | 307 | 99.4 | 0.7 | 369 | 97.6 | 9.6 | 181 |
| Jun-10 | 100.9 | 3.0 | 962 | 103.4 | 4.9 | 387 | 100.2 | 0.7 | 416 | 97.9 | 8.0 | 159 |
| Jul-10 | 98.5 | ▲ 2.6 | 1,154 | 98.9 | ▲ 3.6 | 391 | 98.6 | ▲ 2.9 | 531 | 97.7 | 0.5 | 232 |
| Aug-10 | 98.7 | ▲ 0.0 | 1,037 | 96.7 | 0.5 | 372 | 99.1 | ▲ 1.5 | 480 | 101.1 | 5.7 | 185 |
| Sep-10 | 99.5 | ▲ 1.3 | 1,050 | 98.1 | ▲ 6.9 | 335 | 100.1 | 1.1 | 519 | 100.1 | 1.3 | 196 |
| Oct-10 | 99.1 | 0.0 | 1,028 | 95.2 | ▲ 2.5 | 370 | 100.6 | 0.1 | 457 | 101.7 | 5.9 | 201 |
| Nov-10 | 99.4 | 0.9 | 1,104 | 99.1 | 2.0 | 362 | 98.2 | ▲ 1.9 | 522 | 105.3 | 10.8 | 220 |
| Dec-10 | 101.3 | 4.3 | 1,227 | 101.3 | 7.9 | 462 | 100.6 | 1.2 | 549 | 104.1 | 9.7 | 216 |
| Jan-11 | 101.5 | 1.1 | 840 | 97.8 | ▲ 3.8 | 298 | 102.9 | 2.7 | 367 | 103.7 | 5.2 | 175 |
| Feb-11 | 96.2 | ▲ 2.3 | 887 | 93.7 | ▲ 2.6 | 277 | 95.8 | ▲ 3.9 | 440 | 103.1 | 4.9 | 170 |
| Mar-11 | 97.6 | ▲ 3.1 | 1,293 | 92.4 | ▲ 10.8 | 387 | 99.1 | ▲ 0.7 | 612 | 101.6 | 2.4 | 294 |
| Apr-11 | 97.6 | ▲ 5.5 | 965 | 94.5 | ▲ 10.5 | 315 | 98.7 | ▲ 4.6 | 468 | 99.6 | 0.9 | 182 |
| May-11 | 98.7 | ▲ 0.7 | 952 | 99.8 | ▲ 0.4 | 343 | 97.0 | ▲ 2.4 | 433 | 103.1 | 5.6 | 176 |
| Jun-11 | 97.8 | ▲ 3.1 | 1,131 | 96.6 | ▲ 6.6 | 382 | 97.0 | ▲ 3.3 | 550 | 104.1 | 6.4 | 199 |
| Jul-11 | 99.1 | 0.5 | 1,028 | 95.0 | ▲ 3.9 | 380 | 100.6 | 2.1 | 443 | 102.4 | 4.8 | 205 |
| Aug-11 | 98.0 | ▲ 0.7 | 1,068 | 99.5 | 2.8 | 327 | 96.1 | ▲ 3.1 | 538 | 103.4 | 2.3 | 203 |
| Sep-11 | 100.7 | 1.2 | 1,137 | 101.6 | 3.6 | 429 | 99.3 | ▲ 0.8 | 528 | 104.9 | 4.8 | 180 |
| Oct-11 | 97.5 | ▲ 1.6 | 997 | 93.3 | ▲ 2.0 | 348 | 98.3 | ▲ 2.3 | 485 | 103.6 | 1.8 | 164 |
| Nov-11 | 97.3 | ▲ 2.2 | 1,087 | 94.5 | ▲ 4.6 | 354 | 96.9 | ▲ 1.3 | 548 | 105.3 | 0.0 | 185 |
| Dec-11 | 95.3 | ▲ 5.9 | 1,286 | 87.0 | ▲ 14.1 | 420 | 97.2 | ▲ 3.3 | 647 | 105.7 | 1.5 | 219 |
| Jan-12 | 98.4 | ▲ 3.0 | 765 | 93.9 | ▲ 4.0 | 273 | 100.9 | ▲ 1.9 | 352 | 99.0 | ▲ 4.5 | 140 |
| Feb-12 | 98.2 | 2.1 | 980 | 96.9 | 3.4 | 311 | 97.4 | 1.7 | 482 | 104.2 | 1.1 | 187 |
| Mar-12 | 98.6 | 1.0 | 1,456 | 98.5 | 6.6 | 439 | 98.8 | ▲ 0.3 | 759 | 98.0 | ▲ 3.5 | 258 |
| Apr-12 | 97.6 | ▲ 0.0 | 1,028 | 97.5 | 3.2 | 327 | 96.1 | ▲ 2.6 | 515 | 104.1 | 4.5 | 186 |
| May-12 | 95.8 | ▲ 3.0 | 1,004 | 92.3 | ▲ 7.5 | 345 | 96.3 | ▲ 0.7 | 489 | 101.6 | ▲ 1.4 | 170 |
| Jun-12 | 97.0 | ▲ 0.7 | 1,153 | 100.3 | 3.9 | 366 | 94.6 | ▲ 2.5 | 600 | 101.5 | ▲ 2.5 | 187 |
| Jul-12 | 96.7 | ▲ 2.4 | 1,178 | 95.4 | 0.4 | 400 | 96.7 | ▲ 3.9 | 561 | 99.6 | ▲ 2.7 | 217 |
| Aug-12 | 96.3 | ▲ 1.7 | 1,097 | 92.9 | ▲ 6.6 | 384 | 97.0 | 1.0 | 548 | 101.2 | ▲ 2.1 | 165 |
| Sep-12 | 96.3 | ▲ 4.4 | 1,073 | 98.0 | ▲ 3.6 | 418 | 94.1 | ▲ 5.2 | 493 | 101.7 | ▲ 3.1 | 162 |
| Oct-12 | 98.1 | 0.6 | 1,065 | 94.5 | 1.3 | 409 | 99.5 | 1.3 | 472 | 101.4 | ▲ 2.1 | 184 |
| Nov-12 | 99.6 | 2.4 | 1,138 | 97.1 | 2.8 | 416 | 100.2 | 3.5 | 541 | 102.9 | ▲ 2.3 | 181 |
| Dec-12 | 97.1 | 1.8 | 1,287 | 93.7 | 7.8 | 436 | 96.9 | ▲ 0.4 | 655 | 106.3 | 0.6 | 196 |
| Jan-13 | 95.8 | ▲ 2.7 | 821 | 94.2 | 0.2 | 294 | 95.9 | ▲ 4.9 | 365 | 99.6 | 0.6 | 162 |
| Feb-13 | 96.5 | ▲ 1.8 | 965 | 94.2 | ▲ 2.7 | 285 | 96.9 | ▲ 0.6 | 474 | 99.0 | ▲ 5.0 | 206 |
| Mar-13 | 96.5 | ▲ 2.1 | 1,592 | 96.7 | ▲ 1.8 | 433 | 94.7 | ▲ 4.2 | 819 | 103.8 | 5.9 | 340 |
| Apr-13 | 100.5 | 3.0 | 1,136 | 98.0 | 0.5 | 367 | 99.3 | 3.2 | 524 | 110.5 | 6.2 | 245 |
| May-13 | 96.3 | 0.5 | 1,146 | 93.5 | 1.3 | 387 | 95.7 | ▲ 0.6 | 560 | 105.2 | 3.5 | 199 |
| Jun-13 | 99.3 | 2.3 | 1,263 | 100.6 | 0.3 | 392 | 96.7 | 2.3 | 650 | 108.3 | 6.8 | 221 |
| Jul-13 | 98.9 | 2.3 | 1,391 | 97.4 | 2.1 | 469 | 97.6 | 0.9 | 663 | 108.0 | 8.4 | 259 |
| Aug-13 | 100.3 | 4.2 | 1,188 | 98.3 | 5.8 | 405 | 99.3 | 2.4 | 594 | 109.9 | 8.6 | 189 |
| Sep-13 | 98.1 | 1.9 | 1,158 | 93.9 | ▲ 4.2 | 414 | 98.5 | 4.7 | 562 | 106.1 | 4.4 | 182 |
| Oct-13 | 97.5 | ▲ 0.6 | 1,147 | 93.3 | ▲ 3.3 | 427 | 97.8 | ▲ 1.8 | 515 | 106.7 | 5.2 | 205 |
| Nov-13 | 97.1 | ▲ 2.5 | 1,110 | 96.1 | ▲ 1.1 | 326 | 94.5 | ▲ 5.7 | 539 | 110.3 | 7.2 | 245 |
| Dec-13 | 97.4 | 0.3 | 1,299 | 92.6 | ▲ 1.1 | 426 | 97.2 | 0.3 | 651 | 110.1 | 3.6 | 222 |
| Jan-14 | 98.2 | 2.5 | 860 | 93.6 | ▲ 0.6 | 288 | 97.7 | 1.9 | 400 | 110.4 | 10.8 | 172 |
| Feb-14 | 97.5 | 1.1 | 990 | 89.7 | ▲ 4.8 | 258 | 98.1 | 1.2 | 536 | 110.6 | 11.7 | 196 |
| Mar-14 | 98.4 | 1.9 | 1,886 | 93.7 | ▲ 3.1 | 443 | 97.8 | 3.3 | 885 | 109.6 | 5.7 | 358 |
| Apr-14 | 96.6 | ▲ 3.9 | 846 | 88.3 | ▲ 9.9 | 290 | 97.2 | ▲ 1.1 | 370 | 111.9 | 1.3 | 186 |
| May-14 | 98.8 | 2.6 | 904 | 96.4 | 3.1 | 298 | 97.1 | 1.5 | 419 | 110.3 | 4.9 | 187 |
| Jun-14 | 96.2 | ▲ 3.1 | 1,066 | 95.2 | ▲ 5.4 | 361 | 94.6 | ▲ 2.2 | 486 | 105.1 | ▲ 3.0 | 219 |
| Jul-14 | 97.4 | ▲ 1.6 | 1,121 | 92.2 | ▲ 5.3 | 387 | 96.5 | ▲ 1.1 | 506 | 111.3 | 3.1 | 228 |
| Aug-14 | 98.8 | ▲ 1.6 | 988 | 93.9 | ▲ 4.5 | 294 | 98.7 | ▲ 0.7 | 502 | 109.4 | ▲ 0.5 | 192 |
| Sep-14 | 95.5 | ▲ 2.6 | 1,061 | 93.5 | ▲ 0.5 | 382 | 92.5 | ▲ 6.1 | 476 | 113.0 | 6.5 | 203 |
| Oct-14 | 99.9 | 2.5 | 1,006 | 93.9 | 0.7 | 355 | 100.0 | 2.3 | 473 | 112.4 | 5.4 | 178 |
| Nov-14 | 97.1 | ▲ 0.0 | 1,004 | 93.4 | ▲ 2.8 | 312 | 95.6 | 1.1 | 491 | 111.4 | 1.0 | 201 |
| Dec-14 | 98.4 | 1.1 | 1,263 | 94.6 | 2.1 | 426 | 96.8 | ▲ 0.4 | 624 | 115.8 | 5.2 | 213 |
| Jan-15 | 101.8 | 3.7 | 717 | 100.9 | 7.9 | 257 | 97.0 | ▲ 0.7 | 305 | 124.0 | 12.4 | 155 |
| Feb-15 | 100.8 | 3.3 | 851 | 95.0 | 5.8 | 253 | 98.7 | 0.7 | 436 | 122.7 | 11.0 | 162 |
| Mar-15 | 97.9 | ▲ 0.5 | 1,028 | 93.2 | ▲ 0.5 | 299 | 94.5 | ▲ 3.4 | 456 | 118.9 | 8.5 | 273 |

| | Residential Property | | | Residential Land | | | Detached House | | | Condominiums | | |
|--------|--|---|--|--|---|--|--|---|--|--|---|--|
| | Property Price Index (average of 2010=100) | change compared to year-earlier month (%) | Number of Samples used for calculation | Property Price Index (average of 2010=100) | change compared to year-earlier month (%) | Number of Samples used for calculation | Property Price Index (average of 2010=100) | change compared to year-earlier month (%) | Number of Samples used for calculation | Property Price Index (average of 2010=100) | change compared to year-earlier month (%) | Number of Samples used for calculation |
| Apr-08 | 110.0 | | 1,984 | 119.6 | | 364 | 109.6 | | 960 | 103.0 | | 660 |
| May-08 | 106.2 | | 1,911 | 107.7 | | 428 | 108.2 | | 902 | 100.6 | | 581 |
| Jun-08 | 106.0 | | 2,076 | 111.9 | | 456 | 106.1 | | 994 | 99.9 | | 626 |
| Jul-08 | 105.9 | | 2,264 | 107.0 | | 443 | 107.5 | | 1,137 | 101.7 | | 684 |
| Aug-08 | 106.9 | | 2,079 | 112.1 | | 400 | 107.9 | | 1,069 | 100.3 | | 610 |
| Sep-08 | 106.9 | | 2,034 | 112.8 | | 419 | 107.0 | | 1,011 | 101.7 | | 604 |
| Oct-08 | 105.9 | | 2,014 | 109.5 | | 405 | 106.6 | | 964 | 101.4 | | 645 |
| Nov-08 | 104.8 | | 1,952 | 111.8 | | 382 | 106.0 | | 999 | 96.2 | | 571 |
| Dec-08 | 103.8 | | 2,266 | 106.0 | | 452 | 105.0 | | 1,188 | 99.2 | | 626 |
| Jan-09 | 100.7 | | 1,522 | 108.9 | | 277 | 99.6 | | 729 | 96.8 | | 516 |
| Feb-09 | 98.8 | | 1,580 | 99.9 | | 274 | 101.1 | | 742 | 94.0 | | 564 |
| Mar-09 | 101.9 | | 2,733 | 106.5 | | 452 | 102.6 | | 1,334 | 97.2 | | 947 |
| Apr-09 | 100.2 | ▲ 8.9 | 2,098 | 107.8 | ▲ 9.9 | 387 | 98.9 | ▲ 9.7 | 988 | 97.0 | ▲ 5.8 | 723 |
| May-09 | 99.3 | ▲ 6.5 | 1,757 | 99.2 | ▲ 7.9 | 318 | 100.7 | ▲ 6.9 | 818 | 96.7 | ▲ 3.9 | 621 |
| Jun-09 | 99.6 | ▲ 6.1 | 2,279 | 102.8 | ▲ 8.1 | 476 | 100.1 | ▲ 5.6 | 1,042 | 95.9 | ▲ 4.0 | 761 |
| Jul-09 | 101.2 | ▲ 4.5 | 2,327 | 104.7 | ▲ 2.1 | 453 | 100.6 | ▲ 6.4 | 1,098 | 99.6 | ▲ 2.1 | 776 |
| Aug-09 | 98.2 | ▲ 8.1 | 1,858 | 100.7 | ▲ 10.2 | 356 | 97.5 | ▲ 9.6 | 873 | 97.6 | ▲ 2.7 | 629 |
| Sep-09 | 100.2 | ▲ 6.3 | 2,129 | 104.1 | ▲ 7.7 | 453 | 99.9 | ▲ 6.6 | 1,019 | 97.4 | ▲ 4.3 | 657 |
| Oct-09 | 97.3 | ▲ 8.2 | 2,028 | 96.7 | ▲ 11.7 | 381 | 97.3 | ▲ 8.8 | 954 | 97.7 | ▲ 3.7 | 693 |
| Nov-09 | 101.5 | ▲ 3.2 | 2,211 | 108.6 | ▲ 2.9 | 398 | 100.0 | ▲ 5.7 | 1,031 | 99.2 | ▲ 3.2 | 782 |
| Dec-09 | 97.3 | ▲ 6.3 | 2,339 | 98.1 | ▲ 7.4 | 446 | 97.0 | ▲ 7.6 | 1,141 | 97.3 | ▲ 1.9 | 752 |
| Jan-10 | 99.8 | ▲ 0.9 | 1,549 | 100.6 | ▲ 7.6 | 297 | 99.5 | ▲ 0.1 | 693 | 99.5 | ▲ 2.8 | 559 |
| Feb-10 | 100.1 | ▲ 1.4 | 1,909 | 105.5 | ▲ 6.6 | 333 | 98.2 | ▲ 2.9 | 897 | 99.5 | ▲ 5.8 | 679 |
| Mar-10 | 102.3 | ▲ 0.4 | 2,834 | 105.2 | ▲ 1.2 | 487 | 102.1 | ▲ 0.6 | 1,321 | 100.7 | ▲ 3.6 | 1,026 |
| Apr-10 | 99.1 | ▲ 1.1 | 2,165 | 96.7 | ▲ 10.3 | 408 | 100.2 | ▲ 1.4 | 997 | 98.8 | ▲ 1.8 | 760 |
| May-10 | 98.6 | ▲ 0.7 | 1,907 | 98.3 | ▲ 0.9 | 372 | 99.9 | ▲ 0.8 | 890 | 96.4 | ▲ 0.3 | 645 |
| Jun-10 | 99.4 | ▲ 0.2 | 2,325 | 99.3 | ▲ 3.5 | 537 | 99.9 | ▲ 0.2 | 988 | 98.5 | ▲ 2.7 | 800 |
| Jul-10 | 101.0 | ▲ 0.1 | 2,399 | 102.2 | ▲ 2.4 | 459 | 101.4 | ▲ 0.9 | 1,092 | 99.3 | ▲ 0.2 | 848 |
| Aug-10 | 98.4 | ▲ 0.2 | 2,147 | 100.6 | ▲ 0.1 | 462 | 97.5 | ▲ 0.0 | 964 | 98.5 | ▲ 0.9 | 721 |
| Sep-10 | 101.1 | ▲ 0.8 | 2,344 | 100.2 | ▲ 3.8 | 458 | 100.1 | ▲ 0.2 | 1,105 | 103.8 | ▲ 6.6 | 781 |
| Oct-10 | 102.5 | ▲ 5.3 | 2,301 | 104.8 | ▲ 8.3 | 461 | 101.1 | ▲ 3.9 | 1,082 | 103.1 | ▲ 5.6 | 758 |
| Nov-10 | 100.1 | ▲ 1.4 | 2,411 | 96.4 | ▲ 11.2 | 445 | 100.8 | ▲ 0.7 | 1,156 | 101.7 | ▲ 2.5 | 810 |
| Dec-10 | 97.7 | ▲ 0.5 | 2,767 | 91.3 | ▲ 6.9 | 534 | 99.1 | ▲ 2.2 | 1,358 | 99.9 | ▲ 2.6 | 875 |
| Jan-11 | 100.1 | ▲ 0.3 | 1,762 | 96.2 | ▲ 4.4 | 366 | 100.3 | ▲ 0.8 | 780 | 103.2 | ▲ 3.7 | 616 |
| Feb-11 | 100.7 | ▲ 0.6 | 1,865 | 96.6 | ▲ 8.4 | 374 | 101.7 | ▲ 3.6 | 849 | 102.1 | ▲ 2.6 | 642 |
| Mar-11 | 101.2 | ▲ 1.0 | 2,936 | 98.3 | ▲ 6.5 | 566 | 100.9 | ▲ 1.2 | 1,341 | 104.3 | ▲ 3.6 | 1,029 |
| Apr-11 | 100.7 | ▲ 1.6 | 1,985 | 99.2 | ▲ 2.6 | 369 | 100.0 | ▲ 0.2 | 958 | 103.3 | ▲ 4.7 | 658 |
| May-11 | 99.8 | ▲ 1.2 | 1,985 | 94.8 | ▲ 3.5 | 466 | 100.8 | ▲ 0.9 | 908 | 102.4 | ▲ 6.3 | 611 |
| Jun-11 | 100.5 | ▲ 1.1 | 2,359 | 104.0 | ▲ 4.7 | 546 | 97.4 | ▲ 2.5 | 1,090 | 103.8 | ▲ 5.4 | 723 |
| Jul-11 | 101.0 | ▲ 0.1 | 2,186 | 99.0 | ▲ 3.2 | 476 | 101.4 | ▲ 0.0 | 1,068 | 101.9 | ▲ 2.6 | 642 |
| Aug-11 | 100.8 | ▲ 2.3 | 2,143 | 100.2 | ▲ 0.4 | 466 | 99.2 | ▲ 1.8 | 947 | 104.3 | ▲ 5.9 | 730 |
| Sep-11 | 100.0 | ▲ 1.1 | 2,337 | 94.3 | ▲ 5.9 | 534 | 101.2 | ▲ 1.1 | 1,106 | 102.7 | ▲ 1.1 | 697 |
| Oct-11 | 98.0 | ▲ 4.4 | 2,041 | 90.3 | ▲ 13.8 | 438 | 99.0 | ▲ 2.1 | 963 | 102.7 | ▲ 0.4 | 640 |
| Nov-11 | 99.4 | ▲ 0.7 | 2,294 | 96.4 | ▲ 0.0 | 484 | 99.0 | ▲ 1.8 | 1,129 | 103.0 | ▲ 1.4 | 681 |
| Dec-11 | 98.1 | ▲ 0.4 | 2,578 | 90.9 | ▲ 0.5 | 568 | 100.0 | ▲ 0.9 | 1,292 | 101.1 | ▲ 1.2 | 718 |
| Jan-12 | 100.3 | ▲ 0.2 | 1,619 | 97.6 | ▲ 1.4 | 322 | 101.3 | ▲ 1.0 | 767 | 100.7 | ▲ 2.5 | 530 |
| Feb-12 | 99.6 | ▲ 1.1 | 2,014 | 93.0 | ▲ 3.7 | 428 | 100.0 | ▲ 1.6 | 932 | 104.9 | ▲ 2.8 | 654 |
| Mar-12 | 102.1 | ▲ 0.9 | 3,078 | 101.3 | ▲ 3.1 | 619 | 100.8 | ▲ 0.1 | 1,458 | 105.6 | ▲ 1.3 | 999 |
| Apr-12 | 98.8 | ▲ 1.9 | 2,191 | 94.2 | ▲ 5.0 | 418 | 98.0 | ▲ 2.0 | 1,042 | 104.2 | ▲ 0.9 | 731 |
| May-12 | 100.5 | ▲ 0.7 | 2,147 | 99.5 | ▲ 5.0 | 487 | 98.6 | ▲ 2.2 | 952 | 105.1 | ▲ 2.6 | 708 |
| Jun-12 | 99.3 | ▲ 1.2 | 2,317 | 96.5 | ▲ 7.2 | 531 | 98.1 | ▲ 0.7 | 1,065 | 104.8 | ▲ 1.0 | 721 |
| Jul-12 | 99.5 | ▲ 1.4 | 2,375 | 102.6 | ▲ 3.7 | 522 | 97.1 | ▲ 4.3 | 1,147 | 102.4 | ▲ 0.4 | 706 |
| Aug-12 | 98.7 | ▲ 2.0 | 2,157 | 98.2 | ▲ 1.9 | 484 | 95.9 | ▲ 3.4 | 1,005 | 105.3 | ▲ 0.9 | 668 |
| Sep-12 | 100.9 | ▲ 0.9 | 2,151 | 97.6 | ▲ 3.6 | 531 | 100.2 | ▲ 1.0 | 1,030 | 105.8 | ▲ 3.0 | 590 |
| Oct-12 | 99.3 | ▲ 1.3 | 2,254 | 102.5 | ▲ 13.5 | 472 | 95.7 | ▲ 3.4 | 1,082 | 104.5 | ▲ 1.7 | 720 |
| Nov-12 | 99.9 | ▲ 0.5 | 2,434 | 96.1 | ▲ 0.3 | 506 | 98.9 | ▲ 0.1 | 1,152 | 105.4 | ▲ 2.3 | 776 |
| Dec-12 | 101.0 | ▲ 2.9 | 2,633 | 99.5 | ▲ 9.5 | 650 | 100.1 | ▲ 0.1 | 1,253 | 104.7 | ▲ 3.6 | 730 |
| Jan-13 | 101.1 | ▲ 0.8 | 1,753 | 95.7 | ▲ 2.0 | 357 | 102.0 | ▲ 0.7 | 787 | 104.2 | ▲ 3.5 | 609 |
| Feb-13 | 98.9 | ▲ 0.7 | 2,071 | 95.8 | ▲ 3.0 | 412 | 97.6 | ▲ 2.4 | 930 | 104.5 | ▲ 0.4 | 729 |
| Mar-13 | 102.5 | ▲ 0.4 | 3,289 | 98.0 | ▲ 3.3 | 580 | 101.7 | ▲ 0.9 | 1,550 | 107.9 | ▲ 2.1 | 1,159 |
| Apr-13 | 99.9 | ▲ 1.2 | 2,482 | 96.5 | ▲ 2.4 | 472 | 97.4 | ▲ 0.6 | 1,080 | 107.5 | ▲ 3.1 | 930 |
| May-13 | 103.0 | ▲ 2.5 | 2,313 | 101.8 | ▲ 2.3 | 440 | 99.9 | ▲ 1.3 | 1,018 | 109.9 | ▲ 4.6 | 855 |
| Jun-13 | 101.8 | ▲ 2.5 | 2,483 | 96.3 | ▲ 0.2 | 534 | 100.2 | ▲ 2.1 | 1,114 | 110.2 | ▲ 5.1 | 835 |
| Jul-13 | 103.1 | ▲ 3.6 | 2,547 | 99.7 | ▲ 2.8 | 557 | 100.6 | ▲ 3.6 | 1,111 | 111.2 | ▲ 8.6 | 879 |
| Aug-13 | 100.5 | ▲ 1.8 | 2,245 | 93.5 | ▲ 4.8 | 509 | 99.5 | ▲ 3.8 | 1,030 | 109.0 | ▲ 3.5 | 706 |
| Sep-13 | 103.0 | ▲ 2.1 | 2,349 | 101.8 | ▲ 4.3 | 516 | 100.0 | ▲ 0.2 | 1,114 | 110.9 | ▲ 4.8 | 719 |
| Oct-13 | 99.4 | ▲ 0.1 | 2,291 | 96.6 | ▲ 5.7 | 468 | 96.2 | ▲ 0.6 | 1,114 | 109.0 | ▲ 4.4 | 709 |
| Nov-13 | 101.3 | ▲ 1.4 | 2,434 | 96.5 | ▲ 0.3 | 469 | 99.2 | ▲ 0.3 | 1,166 | 110.2 | ▲ 4.5 | 799 |
| Dec-13 | 102.5 | ▲ 1.4 | 2,552 | 96.4 | ▲ 3.1 | 544 | 100.8 | ▲ 0.7 | 1,227 | 111.7 | ▲ 6.7 | 781 |
| Jan-14 | 103.7 | ▲ 2.6 | 1,636 | 100.9 | ▲ 5.5 | 319 | 101.3 | ▲ 0.7 | 745 | 111.2 | ▲ 6.7 | 572 |
| Feb-14 | 104.0 | ▲ 5.1 | 2,119 | 99.1 | ▲ 3.4 | 404 | 100.3 | ▲ 2.7 | 945 | 115.8 | ▲ 10.8 | 770 |
| Mar-14 | 105.2 | ▲ 2.6 | 3,519 | 96.3 | ▲ 1.8 | 563 | 103.6 | ▲ 1.9 | 1,638 | 114.9 | ▲ 6.5 | 1,318 |
| Apr-14 | 102.9 | ▲ 2.9 | 1,791 | 95.8 | ▲ 0.7 | 303 | 100.2 | ▲ 2.8 | 693 | 112.7 | ▲ 4.9 | 795 |
| May-14 | 102.8 | ▲ 0.1 | 1,864 | 99.1 | ▲ 2.6 | 339 | 99.2 | ▲ 0.7 | 805 | 113.3 | ▲ 3.1 | 720 |
| Jun-14 | 101.9 | ▲ 0.0 | 2,156 | 99.5 | ▲ 3.4 | 426 | 97.6 | ▲ 2.5 | 906 | 112.1 | ▲ 1.7 | 824 |
| Jul-14 | 102.7 | ▲ 0.4 | 2,155 | 97.3 | ▲ 2.5 | 432 | 99.8 | ▲ 0.8 | 972 | 113.2 | ▲ 1.8 | 751 |
| Aug-14 | 104.9 | ▲ 4.4 | 1,837 | 100.1 | ▲ 7.0 | 347 | 100.9 | ▲ 1.4 | 831 | 117.2 | ▲ 7.5 | 659 |
| Sep-14 | 102.1 | ▲ 0.9 | 2,003 | 97.1 | ▲ 4.6 | 390 | 97.4 | ▲ 2.5 | 877 | 115.8 | ▲ 4.5 | 736 |
| Oct-14 | 103.1 | ▲ 3.7 | 2,004 | 98.0 | ▲ 1.4 | 381 | 98.6 | ▲ 2.5 | 867 | 116.3 | ▲ 6.6 | 756 |
| Nov-14 | 101.8 | ▲ 0.5 | 2,000 | 96.5 | ▲ 0.0 | 364 | 97.4 | ▲ 1.8 | 905 | 115.2 | ▲ 4.5 | 731 |
| Dec-14 | 103.4 | ▲ 1.0 | 2,353 | 99.4 | ▲ 3.0 | 463 | 98.3 | ▲ 2.5 | 1,058 | 117.7 | ▲ 5.3 | 832 |
| Jan-15 | 106.1 | ▲ 2.3 | 1,439 | 103.4 | ▲ 2.5 | 251 | 100.1 | ▲ 1.2 | 595 | 119.1 | ▲ 7.1 | 593 |
| Feb-15 | 106.3 | ▲ 2.2 | 1,681 | 109.4 | ▲ 10.4 | 309 | 99.3 | ▲ 1.0 | 707 | 117.2 | ▲ 1.2 | 665 |
| Mar-15 | 106.1 | ▲ 0.8 | 2,019 | 94.1 | ▲ 2.3 | 366 | 103.9 | ▲ 0.3 | 755 | 119.3 | ▲ 3.8 | 898 |

4-1 Tokyo

| | Residential Property | | | Residential Land | | | Detached House | | | Condominiums | | |
|--------|--|---|--|--|---|--|--|---|--|--|---|--|
| | Property Price Index (average of 2010=100) | change compared to year-earlier month (%) | Number of Samples used for calculation | Property Price Index (average of 2010=100) | change compared to year-earlier month (%) | Number of Samples used for calculation | Property Price Index (average of 2010=100) | change compared to year-earlier month (%) | Number of Samples used for calculation | Property Price Index (average of 2010=100) | change compared to year-earlier month (%) | Number of Samples used for calculation |
| 1984 | | | | 118.6 | | | 97.7 | | | | | |
| 1985 | | | | 128.2 | | | 100.5 | | | | | |
| 1986 | | | | 182.5 | | | 119.6 | | | | | |
| 1987 | | | | 300.4 | | | 191.9 | | | | | |
| 1988 | | | | 291.0 | | | 198.5 | | | | | |
| 1989 | | | | 289.4 | | | 193.0 | | | | | |
| 1990 | | | | 309.2 | | | 228.3 | | | | | |
| 1991 | | | | 264.5 | | | 208.6 | | | | | |
| 1992 | | | | 210.5 | | | 175.7 | | | | | |
| 1993 | | | | 185.2 | | | 159.7 | | | | | |
| 1994 | | | | 172.3 | | | 157.9 | | | | | |
| 1995 | | | | 147.4 | | | 148.2 | | | | | |
| 1996 | | | | 163.7 | | | 144.7 | | | | | |
| 1997 | | | | 153.9 | | | 138.0 | | | | | |
| 1998 | | | | 137.9 | | | 125.5 | | | | | |
| 1999 | | | | 137.6 | | | 119.4 | | | | | |
| 2000 | | | | 135.8 | | | 116.6 | | | | | |
| 2001 | | | | 126.6 | | | 110.6 | | | | | |
| 2002 | | | | 118.1 | | | 103.8 | | | | | |
| 2003 | | | | 115.2 | | | 100.0 | | | | | |
| 2004 | | | | 117.4 | | | 98.5 | | | | | |
| 2005 | | | | 114.2 | | | 100.8 | | | | | |
| 2006 | | | | 117.9 | | | 106.4 | | | | | |
| Jan-07 | | | | 122.3 | 8.6 | 435 | 107.6 | 4.2 | 494 | | | |
| Feb-07 | | | | 114.0 | 1.0 | 498 | 111.9 | 7.8 | 706 | | | |
| Mar-07 | | | | 126.3 | 10.9 | 753 | 116.9 | 11.6 | 1,223 | | | |
| Apr-07 | 111.2 | | 2,842 | 119.2 | 3.0 | 819 | 113.4 | 7.1 | 1,201 | 100.0 | | 822 |
| May-07 | 115.4 | | 2,914 | 133.3 | 13.2 | 846 | 112.6 | 9.0 | 1,275 | 100.7 | | 793 |
| Jun-07 | 112.4 | | 3,080 | 118.0 | 1.0 | 835 | 115.3 | 7.4 | 1,225 | 103.4 | | 1,020 |
| Jul-07 | 112.0 | | 3,051 | 122.7 | 2.3 | 871 | 112.6 | 6.5 | 1,311 | 100.4 | | 869 |
| Aug-07 | 111.3 | | 2,607 | 116.4 | ▲ 1.9 | 730 | 114.9 | 4.6 | 1,112 | 101.7 | | 765 |
| Sep-07 | 115.8 | | 2,559 | 125.4 | 0.4 | 680 | 117.2 | 10.3 | 1,057 | 104.3 | | 822 |
| Oct-07 | 115.2 | | 2,565 | 126.4 | 2.7 | 661 | 116.0 | 8.8 | 1,106 | 103.5 | | 798 |
| Nov-07 | 115.9 | | 2,644 | 126.1 | 4.7 | 659 | 116.3 | 6.0 | 1,170 | 105.9 | | 815 |
| Dec-07 | 109.2 | | 2,852 | 111.6 | ▲ 5.3 | 735 | 112.6 | 1.9 | 1,241 | 102.9 | | 876 |
| Jan-08 | 112.6 | | 1,853 | 121.2 | ▲ 0.9 | 513 | 112.4 | 4.5 | 693 | 104.9 | | 647 |
| Feb-08 | 110.9 | | 1,969 | 120.1 | 5.4 | 514 | 113.3 | 1.2 | 696 | 101.3 | | 759 |
| Mar-08 | 109.7 | | 2,846 | 115.5 | ▲ 8.5 | 645 | 114.8 | ▲ 1.8 | 988 | 100.4 | | 1,213 |
| Apr-08 | 107.2 | ▲ 3.6 | 1,912 | 112.8 | ▲ 5.4 | 340 | 111.5 | ▲ 1.7 | 615 | 100.4 | 0.4 | 957 |
| May-08 | 107.1 | ▲ 7.2 | 1,727 | 117.7 | ▲ 11.7 | 356 | 106.7 | ▲ 5.2 | 541 | 100.0 | ▲ 0.7 | 830 |
| Jun-08 | 109.0 | ▲ 3.1 | 1,846 | 119.4 | 1.1 | 355 | 109.8 | ▲ 4.8 | 646 | 101.6 | ▲ 1.7 | 845 |
| Jul-08 | 105.3 | ▲ 6.0 | 1,934 | 109.0 | ▲ 11.2 | 376 | 107.2 | ▲ 4.8 | 618 | 101.1 | 0.7 | 940 |
| Aug-08 | 104.4 | ▲ 6.1 | 1,599 | 113.5 | ▲ 2.5 | 340 | 105.6 | ▲ 8.0 | 489 | 97.8 | ▲ 3.9 | 770 |
| Sep-08 | 101.5 | ▲ 12.4 | 1,766 | 101.4 | ▲ 19.1 | 343 | 106.3 | ▲ 9.4 | 526 | 97.5 | ▲ 6.6 | 897 |
| Oct-08 | 97.3 | ▲ 15.6 | 1,789 | 91.3 | ▲ 27.8 | 333 | 101.2 | ▲ 12.8 | 550 | 97.7 | ▲ 5.6 | 906 |
| Nov-08 | 98.4 | ▲ 15.1 | 1,579 | 95.9 | ▲ 24.0 | 283 | 101.6 | ▲ 12.6 | 489 | 97.2 | ▲ 8.2 | 807 |
| Dec-08 | 96.0 | ▲ 12.1 | 1,825 | 92.2 | ▲ 17.4 | 366 | 101.0 | ▲ 10.3 | 547 | 94.3 | ▲ 8.3 | 912 |
| Jan-09 | 96.4 | ▲ 14.4 | 1,357 | 92.3 | ▲ 23.8 | 218 | 100.0 | ▲ 11.0 | 406 | 95.6 | ▲ 8.8 | 733 |
| Feb-09 | 95.9 | ▲ 13.5 | 1,481 | 93.5 | ▲ 22.2 | 239 | 98.7 | ▲ 12.9 | 460 | 95.1 | ▲ 6.1 | 782 |
| Mar-09 | 96.0 | ▲ 12.5 | 2,454 | 94.8 | ▲ 18.0 | 414 | 100.3 | ▲ 12.6 | 759 | 93.3 | ▲ 7.1 | 1,281 |
| Apr-09 | 93.4 | ▲ 12.9 | 1,731 | 92.7 | ▲ 17.8 | 326 | 92.6 | ▲ 17.0 | 511 | 94.5 | ▲ 5.9 | 894 |
| May-09 | 97.0 | ▲ 9.4 | 1,656 | 100.3 | ▲ 14.8 | 335 | 97.0 | ▲ 9.1 | 498 | 95.1 | ▲ 4.9 | 823 |
| Jun-09 | 96.1 | ▲ 11.8 | 2,213 | 99.1 | ▲ 17.0 | 396 | 97.3 | ▲ 11.4 | 656 | 93.6 | ▲ 7.8 | 1,161 |
| Jul-09 | 95.7 | ▲ 9.1 | 2,236 | 97.7 | ▲ 10.4 | 452 | 96.9 | ▲ 9.6 | 664 | 93.4 | ▲ 7.6 | 1,120 |
| Aug-09 | 97.2 | ▲ 6.9 | 1,780 | 100.0 | ▲ 11.9 | 330 | 95.8 | ▲ 9.3 | 502 | 96.7 | ▲ 1.1 | 948 |
| Sep-09 | 99.7 | ▲ 1.8 | 1,958 | 103.1 | 1.6 | 406 | 98.6 | ▲ 7.2 | 551 | 98.4 | 1.0 | 1,001 |
| Oct-09 | 95.7 | ▲ 1.7 | 1,938 | 92.4 | 1.2 | 372 | 96.1 | ▲ 5.0 | 533 | 97.2 | ▲ 0.6 | 1,033 |
| Nov-09 | 99.8 | 1.4 | 1,926 | 99.7 | 4.0 | 383 | 100.0 | ▲ 1.6 | 521 | 99.8 | 2.6 | 1,022 |
| Dec-09 | 96.7 | 0.7 | 2,030 | 93.8 | 1.8 | 444 | 98.9 | ▲ 2.1 | 569 | 97.0 | 2.8 | 1,017 |
| Jan-10 | 96.6 | 0.1 | 1,393 | 91.8 | ▲ 0.6 | 238 | 99.5 | ▲ 0.6 | 365 | 96.9 | 1.3 | 790 |
| Feb-10 | 100.2 | 4.4 | 1,710 | 100.4 | 7.5 | 331 | 99.3 | 0.6 | 449 | 100.8 | 6.0 | 930 |
| Mar-10 | 101.2 | 5.4 | 2,747 | 100.7 | 6.3 | 491 | 103.9 | 3.5 | 771 | 99.6 | 6.7 | 1,485 |
| Apr-10 | 98.6 | 5.6 | 2,101 | 98.6 | 6.4 | 383 | 97.4 | 5.2 | 590 | 99.6 | 5.4 | 1,128 |
| May-10 | 101.9 | 5.0 | 1,781 | 105.8 | 5.4 | 321 | 101.9 | 5.1 | 478 | 99.7 | 4.9 | 982 |
| Jun-10 | 99.9 | 4.0 | 2,075 | 103.1 | 4.0 | 411 | 99.7 | 2.5 | 524 | 98.3 | 5.0 | 1,140 |
| Jul-10 | 99.2 | 3.7 | 2,365 | 97.3 | ▲ 0.4 | 456 | 98.4 | 1.5 | 626 | 100.7 | 7.8 | 1,283 |
| Aug-10 | 101.5 | 4.4 | 1,889 | 102.3 | 2.3 | 391 | 99.7 | 4.2 | 535 | 102.4 | 5.8 | 963 |
| Sep-10 | 100.0 | 0.3 | 2,067 | 103.8 | 0.7 | 375 | 99.5 | 0.9 | 609 | 98.0 | ▲ 0.4 | 1,083 |
| Oct-10 | 101.2 | 5.8 | 1,878 | 97.6 | 5.7 | 401 | 101.4 | 5.5 | 585 | 103.6 | 6.6 | 892 |
| Nov-10 | 99.0 | ▲ 0.8 | 2,326 | 102.0 | 2.3 | 334 | 99.2 | ▲ 0.9 | 581 | 97.6 | ▲ 2.2 | 1,411 |
| Dec-10 | 100.3 | 3.7 | 2,465 | 96.5 | 2.9 | 457 | 100.3 | 1.4 | 736 | 102.7 | 5.9 | 1,272 |
| Jan-11 | 100.3 | 3.8 | 1,722 | 102.9 | 12.1 | 315 | 101.0 | 1.6 | 464 | 98.4 | 1.5 | 943 |
| Feb-11 | 99.4 | ▲ 0.8 | 1,688 | 96.2 | ▲ 4.2 | 323 | 100.7 | 1.5 | 480 | 100.3 | ▲ 0.5 | 885 |
| Mar-11 | 101.9 | 0.7 | 2,617 | 99.3 | ▲ 1.4 | 471 | 103.3 | ▲ 0.6 | 739 | 102.6 | 3.0 | 1,407 |
| Apr-11 | 100.9 | 2.3 | 1,715 | 100.1 | 1.5 | 335 | 102.0 | 4.7 | 539 | 100.5 | 0.9 | 841 |
| May-11 | 98.9 | ▲ 2.9 | 1,618 | 94.4 | ▲ 10.8 | 317 | 99.4 | ▲ 2.4 | 493 | 101.2 | 1.5 | 808 |
| Jun-11 | 98.8 | ▲ 1.1 | 1,915 | 95.0 | ▲ 7.9 | 383 | 98.5 | ▲ 1.1 | 604 | 101.6 | 3.3 | 928 |
| Jul-11 | 99.2 | ▲ 0.0 | 1,907 | 98.8 | 1.5 | 404 | 99.1 | 0.8 | 594 | 99.4 | ▲ 1.3 | 909 |
| Aug-11 | 99.6 | ▲ 1.8 | 1,838 | 99.0 | ▲ 3.2 | 362 | 100.7 | 1.0 | 560 | 99.1 | ▲ 3.2 | 916 |
| Sep-11 | 100.9 | 0.9 | 2,019 | 100.1 | ▲ 3.5 | 394 | 99.9 | 0.4 | 675 | 102.3 | 4.4 | 950 |
| Oct-11 | 101.2 | ▲ 0.0 | 1,841 | 104.0 | 6.5 | 363 | 98.9 | ▲ 2.5 | 663 | 101.7 | ▲ 1.8 | 815 |
| Nov-11 | 97.8 | ▲ 1.2 | 1,956 | 96.5 | ▲ 5.5 | 411 | 97.7 | ▲ 1.5 | 689 | 99.0 | 1.4 | 856 |
| Dec-11 | 97.4 | ▲ 2.9 | 2,275 | 94.8 | ▲ 1.8 | 485 | 98.6 | ▲ 1.7 | 716 | 98.3 | ▲ 4.3 | 1,074 |

| | | | | | | | | | | | | |
|--------|-------|-------|-------|-------|-------|-----|-------|-------|-------|-------|-------|-------|
| Jan-12 | 99.0 | ▲ 1.3 | 1,423 | 100.0 | ▲ 2.8 | 316 | 96.5 | ▲ 4.5 | 403 | 100.4 | 2.0 | 704 |
| Feb-12 | 98.0 | ▲ 1.4 | 1,800 | 100.6 | 4.6 | 317 | 95.7 | ▲ 5.0 | 579 | 98.5 | ▲ 1.8 | 904 |
| Mar-12 | 100.3 | ▲ 1.6 | 2,753 | 104.1 | 4.8 | 483 | 97.9 | ▲ 5.2 | 766 | 99.9 | ▲ 2.6 | 1,504 |
| Apr-12 | 98.6 | ▲ 2.2 | 1,864 | 98.7 | ▲ 1.4 | 319 | 95.8 | ▲ 6.0 | 551 | 100.8 | 0.3 | 994 |
| May-12 | 98.4 | ▲ 0.5 | 1,866 | 101.4 | 7.4 | 407 | 95.2 | ▲ 4.3 | 541 | 98.9 | ▲ 2.3 | 918 |
| Jun-12 | 98.6 | ▲ 0.2 | 2,044 | 98.4 | 3.6 | 408 | 97.8 | ▲ 0.7 | 662 | 99.5 | ▲ 2.1 | 974 |
| Jul-12 | 99.2 | ▲ 0.0 | 2,120 | 100.8 | 2.0 | 429 | 95.9 | ▲ 3.3 | 708 | 101.2 | 1.8 | 983 |
| Aug-12 | 97.7 | ▲ 1.9 | 1,956 | 96.2 | ▲ 2.8 | 376 | 94.8 | ▲ 5.8 | 637 | 101.2 | 2.1 | 943 |
| Sep-12 | 99.1 | ▲ 1.8 | 2,062 | 101.2 | 1.1 | 408 | 97.6 | ▲ 2.3 | 666 | 99.1 | ▲ 3.2 | 988 |
| Oct-12 | 98.6 | ▲ 2.6 | 1,989 | 102.4 | ▲ 1.5 | 393 | 95.6 | ▲ 3.3 | 648 | 98.9 | ▲ 2.8 | 948 |
| Nov-12 | 96.9 | ▲ 0.9 | 2,147 | 97.7 | 1.3 | 414 | 94.9 | ▲ 2.8 | 671 | 98.2 | ▲ 0.8 | 1,062 |
| Dec-12 | 96.9 | ▲ 0.5 | 2,415 | 94.0 | ▲ 0.8 | 432 | 97.2 | ▲ 1.4 | 829 | 98.3 | 0.1 | 1,154 |
| Jan-13 | 97.7 | ▲ 1.3 | 1,604 | 97.4 | ▲ 2.5 | 317 | 96.6 | 0.1 | 473 | 98.9 | ▲ 1.5 | 814 |
| Feb-13 | 98.5 | 0.5 | 1,991 | 100.5 | ▲ 0.1 | 314 | 98.3 | 2.7 | 597 | 97.5 | ▲ 1.0 | 1,080 |
| Mar-13 | 99.1 | ▲ 1.2 | 3,182 | 100.1 | ▲ 3.8 | 452 | 98.0 | 0.1 | 1,003 | 99.5 | ▲ 0.4 | 1,727 |
| Apr-13 | 100.0 | 1.4 | 2,381 | 102.9 | 4.3 | 372 | 96.3 | 0.5 | 697 | 101.3 | 0.4 | 1,312 |
| May-13 | 100.6 | 2.3 | 2,204 | 103.1 | 1.7 | 350 | 96.8 | 1.7 | 699 | 102.6 | 3.8 | 1,155 |
| Jun-13 | 101.7 | 3.1 | 2,489 | 102.2 | 3.9 | 447 | 98.7 | 0.9 | 782 | 103.9 | 4.5 | 1,260 |
| Jul-13 | 100.4 | 1.2 | 2,645 | 98.7 | ▲ 2.1 | 455 | 98.5 | 2.7 | 828 | 103.0 | 1.7 | 1,362 |
| Aug-13 | 102.5 | 5.0 | 2,284 | 102.2 | 6.2 | 413 | 98.0 | 3.3 | 671 | 106.4 | 5.1 | 1,200 |
| Sep-13 | 101.7 | 2.7 | 2,204 | 98.7 | ▲ 2.5 | 415 | 99.0 | 1.4 | 699 | 106.0 | 7.0 | 1,090 |
| Oct-13 | 102.1 | 3.6 | 2,196 | 101.8 | ▲ 0.6 | 391 | 98.4 | 2.9 | 686 | 106.1 | 7.3 | 1,119 |
| Nov-13 | 104.5 | 7.8 | 2,168 | 105.5 | 7.9 | 384 | 100.6 | 6.1 | 704 | 107.4 | 9.4 | 1,080 |
| Dec-13 | 101.3 | 4.6 | 2,398 | 92.0 | ▲ 2.1 | 409 | 98.9 | 1.7 | 719 | 109.4 | 11.3 | 1,270 |
| Jan-14 | 103.3 | 5.8 | 1,729 | 99.7 | 2.3 | 266 | 99.1 | 2.6 | 466 | 108.6 | 9.9 | 997 |
| Feb-14 | 105.6 | 7.2 | 1,903 | 99.9 | ▲ 0.6 | 296 | 102.2 | 3.9 | 584 | 111.7 | 14.5 | 1,023 |
| Mar-14 | 104.7 | 5.7 | 3,212 | 101.8 | 1.8 | 491 | 99.5 | 1.6 | 958 | 110.5 | 11.0 | 1,763 |
| Apr-14 | 102.4 | 2.5 | 1,653 | 94.8 | ▲ 7.9 | 198 | 98.1 | 1.9 | 433 | 109.6 | 8.3 | 1,022 |
| May-14 | 105.1 | 4.4 | 1,804 | 106.9 | 3.6 | 249 | 97.5 | 0.7 | 508 | 110.5 | 7.6 | 1,047 |
| Jun-14 | 103.1 | 1.4 | 2,054 | 99.9 | ▲ 2.3 | 323 | 97.4 | ▲ 1.3 | 647 | 110.4 | 6.2 | 1,084 |
| Jul-14 | 105.9 | 5.5 | 2,064 | 104.2 | 5.6 | 290 | 98.3 | ▲ 0.2 | 644 | 113.4 | 10.2 | 1,130 |
| Aug-14 | 103.9 | 1.3 | 1,862 | 101.9 | ▲ 0.3 | 249 | 95.7 | ▲ 2.3 | 624 | 112.8 | 6.0 | 989 |
| Sep-14 | 106.3 | 4.5 | 2,140 | 107.1 | 8.5 | 341 | 98.5 | ▲ 0.5 | 710 | 113.0 | 6.6 | 1,089 |
| Oct-14 | 104.5 | 2.3 | 1,985 | 95.8 | ▲ 5.9 | 261 | 98.6 | 0.2 | 640 | 114.6 | 8.0 | 1,084 |
| Nov-14 | 105.1 | 0.6 | 1,956 | 101.2 | ▲ 4.0 | 290 | 96.7 | ▲ 3.9 | 632 | 115.2 | 7.3 | 1,034 |
| Dec-14 | 106.0 | 4.6 | 2,391 | 107.7 | 17.1 | 355 | 96.2 | ▲ 2.7 | 777 | 114.0 | 4.2 | 1,259 |
| Jan-15 | 107.5 | 4.0 | 1,496 | 99.2 | ▲ 0.5 | 171 | 99.4 | 0.3 | 385 | 117.3 | 8.0 | 940 |
| Feb-15 | 109.2 | 3.4 | 1,847 | 111.0 | 11.1 | 231 | 98.4 | ▲ 3.6 | 549 | 117.8 | 5.5 | 1,067 |
| Mar-15 | 109.6 | 4.7 | 2,198 | 103.7 | 1.8 | 306 | 100.8 | 1.2 | 637 | 120.3 | 8.9 | 1,255 |

※The results before March 2008 was produced in cooperation with Tokyo Association of Real Estate Appraisers.

4-2 Aichi Prefecture

| | Residential Property | | | Residential Land | | | Detached House | | | Condominiums | | |
|--------|--|---|--|--|---|--|--|---|--|--|---|--|
| | Property Price Index (Average of 2010=100) | change compared to year-earlier month (%) | Number of Samples used for calculation | Property Price Index (Average of 2010=100) | change compared to year-earlier month (%) | Number of Samples used for calculation | Property Price Index (Average of 2010=100) | change compared to year-earlier month (%) | Number of Samples used for calculation | Property Price Index (Average of 2010=100) | change compared to year-earlier month (%) | Number of Samples used for calculation |
| 2000 | | | | 135.1 | | | 117.6 | | | | | |
| 2001 | | | | 126.0 | | | 113.9 | | | | | |
| 2002 | | | | 116.2 | | | 106.7 | | | | | |
| 2003 | | | | 109.9 | | | 104.0 | | | | | |
| 2004 | | | | 107.3 | | | 102.3 | | | | | |
| 2005 | | | | 105.7 | | | 103.4 | | | | | |
| 2006 | | | | 104.4 | | | 103.1 | | | | | |
| Jan-07 | | | | 101.6 | ▲ 5.1 | 30 | 112.1 | 6.8 | 40 | | | |
| Feb-07 | | | | 95.1 | ▲ 10.3 | 42 | 112.1 | 11.3 | 99 | | | |
| Mar-07 | | | | 103.0 | ▲ 0.7 | 79 | 107.5 | 4.5 | 134 | | | |
| Apr-07 | 105.6 | | 553 | 108.5 | ▲ 1.9 | 150 | 108.1 | 5.9 | 253 | 92.9 | 150 | |
| May-07 | 103.0 | | 549 | 108.8 | ▲ 1.1 | 174 | 102.7 | 1.5 | 224 | 92.4 | 151 | |
| Jun-07 | 105.7 | | 565 | 106.7 | ▲ 0.6 | 170 | 107.2 | 4.4 | 268 | 98.4 | 127 | |
| Jul-07 | 105.4 | | 560 | 107.0 | ▲ 2.4 | 172 | 106.6 | 3.6 | 264 | 98.1 | 124 | |
| Aug-07 | 108.8 | | 553 | 114.7 | ▲ 8.8 | 146 | 107.4 | 6.0 | 258 | 103.0 | 149 | |
| Sep-07 | 109.7 | | 541 | 115.0 | ▲ 14.4 | 160 | 109.4 | 12.3 | 256 | 100.5 | 125 | |
| Oct-07 | 104.3 | | 557 | 105.7 | ▲ 1.5 | 157 | 106.6 | ▲ 1.5 | 258 | 94.3 | 142 | |
| Nov-07 | 102.7 | | 600 | 97.2 | ▲ 0.2 | 188 | 105.8 | 1.2 | 269 | 101.5 | 143 | |
| Dec-07 | 108.6 | | 647 | 110.0 | ▲ 11.9 | 165 | 109.9 | 1.8 | 343 | 100.9 | 139 | |
| Jan-08 | 106.7 | | 403 | 105.0 | ▲ 3.4 | 131 | 111.5 | ▲ 0.5 | 173 | 95.1 | 99 | |
| Feb-08 | 106.8 | | 520 | 109.7 | ▲ 15.3 | 148 | 108.4 | ▲ 3.3 | 246 | 96.0 | 126 | |
| Mar-08 | 109.9 | | 829 | 115.5 | ▲ 12.1 | 218 | 109.5 | 1.9 | 404 | 102.0 | 207 | |
| Apr-08 | 105.7 | 0.0 | 579 | 104.2 | ▲ 3.9 | 141 | 109.3 | 1.1 | 266 | 96.6 | 4.0 | 172 |
| May-08 | 106.4 | 3.3 | 589 | 112.6 | ▲ 3.6 | 182 | 105.1 | 2.3 | 257 | 99.9 | 8.1 | 150 |
| Jun-08 | 105.5 | ▲ 0.1 | 675 | 109.8 | ▲ 2.9 | 163 | 107.3 | 0.1 | 350 | 93.8 | ▲ 4.7 | 162 |
| Jul-08 | 110.3 | 4.6 | 693 | 117.7 | ▲ 10.1 | 202 | 109.1 | 2.4 | 327 | 100.5 | 2.4 | 164 |
| Aug-08 | 106.2 | ▲ 2.3 | 664 | 106.3 | ▲ 7.4 | 203 | 108.2 | 0.7 | 311 | 99.5 | ▲ 3.3 | 150 |
| Sep-08 | 104.2 | ▲ 5.0 | 622 | 109.4 | ▲ 4.9 | 167 | 103.8 | ▲ 5.1 | 314 | 95.6 | ▲ 4.9 | 141 |
| Oct-08 | 108.3 | 3.8 | 629 | 110.2 | ▲ 4.3 | 171 | 110.7 | 3.9 | 309 | 96.6 | 2.4 | 149 |
| Nov-08 | 103.0 | 0.3 | 625 | 104.0 | ▲ 7.0 | 165 | 104.8 | ▲ 1.0 | 309 | 94.8 | ▲ 6.6 | 151 |
| Dec-08 | 104.1 | ▲ 4.1 | 579 | 101.0 | ▲ 8.2 | 191 | 107.9 | ▲ 1.8 | 256 | 97.3 | ▲ 3.6 | 132 |
| Jan-09 | 104.2 | ▲ 2.4 | 512 | 104.0 | ▲ 1.0 | 126 | 107.0 | ▲ 4.1 | 241 | 95.7 | 0.6 | 145 |
| Feb-09 | 103.3 | ▲ 3.2 | 483 | 98.1 | ▲ 10.6 | 125 | 106.9 | ▲ 1.5 | 238 | 99.9 | 4.1 | 120 |
| Mar-09 | 101.5 | ▲ 7.7 | 853 | 97.4 | ▲ 15.7 | 198 | 105.5 | ▲ 3.7 | 386 | 95.8 | ▲ 6.1 | 269 |
| Apr-09 | 97.9 | ▲ 7.4 | 569 | 100.5 | ▲ 3.6 | 147 | 97.8 | ▲ 10.5 | 245 | 94.5 | ▲ 2.2 | 177 |
| May-09 | 97.8 | ▲ 8.0 | 527 | 99.8 | ▲ 11.4 | 135 | 99.4 | ▲ 5.4 | 256 | 89.3 | ▲ 10.5 | 138 |
| Jun-09 | 97.4 | ▲ 7.7 | 721 | 96.1 | ▲ 12.5 | 210 | 100.5 | ▲ 6.4 | 336 | 89.4 | ▲ 4.6 | 175 |
| Jul-09 | 102.7 | ▲ 6.9 | 896 | 105.6 | ▲ 10.3 | 184 | 103.6 | ▲ 5.1 | 305 | 98.2 | ▲ 4.3 | 207 |
| Aug-09 | 98.8 | ▲ 7.0 | 553 | 95.2 | ▲ 10.4 | 141 | 101.6 | ▲ 6.0 | 268 | 95.4 | ▲ 4.2 | 144 |
| Sep-09 | 102.8 | ▲ 1.4 | 647 | 104.5 | ▲ 4.4 | 206 | 102.7 | ▲ 1.1 | 303 | 99.8 | 4.4 | 138 |
| Oct-09 | 99.2 | ▲ 8.4 | 595 | 96.1 | ▲ 12.8 | 159 | 101.6 | ▲ 8.2 | 271 | 96.0 | ▲ 0.6 | 165 |
| Nov-09 | 99.0 | ▲ 3.9 | 669 | 96.1 | ▲ 7.8 | 153 | 101.3 | ▲ 3.3 | 333 | 95.1 | 0.3 | 183 |
| Dec-09 | 98.1 | ▲ 5.8 | 679 | 94.9 | ▲ 6.0 | 212 | 100.7 | ▲ 6.7 | 299 | 95.0 | ▲ 2.3 | 168 |
| Jan-10 | 99.8 | ▲ 4.2 | 524 | 100.8 | ▲ 3.1 | 154 | 100.2 | ▲ 6.4 | 208 | 97.5 | 1.8 | 162 |
| Feb-10 | 100.1 | ▲ 3.1 | 581 | 96.4 | ▲ 1.7 | 145 | 102.0 | ▲ 4.6 | 282 | 99.2 | ▲ 0.7 | 154 |
| Mar-10 | 100.5 | ▲ 1.0 | 979 | 102.4 | 5.1 | 220 | 100.2 | ▲ 5.1 | 474 | 99.1 | 3.4 | 285 |
| Apr-10 | 103.3 | 5.6 | 773 | 106.0 | 5.6 | 210 | 103.9 | 6.3 | 330 | 97.9 | 3.5 | 233 |
| May-10 | 99.5 | 1.7 | 598 | 100.6 | 0.8 | 186 | 99.2 | ▲ 0.2 | 246 | 98.6 | 10.4 | 166 |
| Jun-10 | 101.7 | 4.4 | 636 | 104.9 | 9.2 | 231 | 101.0 | 0.5 | 262 | 97.3 | 8.9 | 143 |
| Jul-10 | 97.9 | ▲ 4.7 | 822 | 98.0 | ▲ 7.2 | 239 | 97.6 | ▲ 5.7 | 365 | 98.6 | 2.5 | 218 |
| Aug-10 | 99.8 | 1.0 | 683 | 97.6 | ▲ 2.6 | 208 | 100.3 | ▲ 1.4 | 309 | 101.7 | 6.6 | 166 |
| Sep-10 | 98.2 | ▲ 4.4 | 718 | 97.8 | ▲ 6.4 | 202 | 97.8 | ▲ 4.7 | 335 | 100.1 | 0.3 | 181 |
| Oct-10 | 98.5 | ▲ 0.7 | 727 | 95.4 | ▲ 0.7 | 234 | 99.2 | ▲ 2.4 | 314 | 101.9 | 6.1 | 179 |
| Nov-10 | 99.4 | 0.4 | 767 | 100.6 | 4.7 | 213 | 97.5 | ▲ 3.8 | 357 | 103.9 | 9.2 | 197 |
| Dec-10 | 101.1 | 3.1 | 848 | 99.3 | 4.7 | 291 | 101.2 | 0.5 | 362 | 104.3 | 9.8 | 195 |
| Jan-11 | 103.5 | 3.6 | 581 | 101.2 | 0.3 | 191 | 104.0 | 3.9 | 233 | 105.5 | 8.2 | 157 |
| Feb-11 | 95.8 | ▲ 4.3 | 585 | 91.9 | ▲ 4.6 | 156 | 96.0 | ▲ 5.9 | 269 | 101.1 | 1.9 | 160 |
| Mar-11 | 97.6 | ▲ 2.8 | 918 | 93.1 | ▲ 9.0 | 243 | 99.0 | ▲ 1.2 | 410 | 100.5 | 1.4 | 265 |
| Apr-11 | 98.8 | ▲ 4.4 | 638 | 95.8 | ▲ 9.7 | 179 | 99.8 | ▲ 4.0 | 295 | 100.4 | 2.6 | 164 |
| May-11 | 97.8 | ▲ 1.7 | 649 | 98.7 | ▲ 1.9 | 210 | 95.8 | ▲ 3.5 | 284 | 102.9 | 4.4 | 155 |
| Jun-11 | 98.5 | ▲ 3.1 | 788 | 97.2 | ▲ 7.4 | 233 | 97.7 | ▲ 3.3 | 379 | 104.6 | 7.4 | 176 |
| Jul-11 | 99.1 | 1.3 | 717 | 94.3 | ▲ 3.8 | 231 | 101.0 | 3.5 | 297 | 102.5 | 4.0 | 189 |
| Aug-11 | 98.3 | ▲ 1.5 | 763 | 98.4 | 0.8 | 190 | 96.9 | ▲ 3.4 | 387 | 103.2 | 1.5 | 188 |
| Sep-11 | 100.8 | 2.6 | 799 | 100.0 | 2.2 | 260 | 100.1 | 2.3 | 378 | 105.1 | 4.9 | 161 |
| Oct-11 | 96.1 | ▲ 2.4 | 671 | 90.7 | ▲ 5.0 | 205 | 96.6 | ▲ 2.5 | 319 | 104.4 | 2.4 | 147 |
| Nov-11 | 97.2 | ▲ 2.3 | 751 | 94.0 | ▲ 6.5 | 212 | 96.8 | ▲ 0.7 | 370 | 104.3 | 0.4 | 169 |
| Dec-11 | 95.5 | ▲ 5.5 | 865 | 86.7 | ▲ 12.7 | 243 | 97.0 | ▲ 4.2 | 428 | 106.8 | 2.5 | 194 |
| Jan-12 | 98.2 | ▲ 5.1 | 533 | 94.1 | ▲ 6.9 | 172 | 100.4 | ▲ 3.5 | 230 | 99.1 | ▲ 6.0 | 131 |
| Feb-12 | 97.7 | 1.9 | 681 | 94.6 | 2.9 | 180 | 96.9 | 1.0 | 332 | 105.0 | 3.8 | 189 |
| Mar-12 | 98.1 | 0.5 | 1,031 | 99.9 | 7.3 | 268 | 97.4 | ▲ 1.8 | 538 | 98.0 | ▲ 2.4 | 225 |
| Apr-12 | 97.2 | ▲ 1.6 | 688 | 97.6 | 1.9 | 171 | 95.1 | ▲ 4.7 | 351 | 104.4 | 3.9 | 166 |
| May-12 | 95.7 | ▲ 2.1 | 713 | 91.1 | ▲ 7.7 | 217 | 97.1 | 1.4 | 339 | 99.7 | ▲ 3.1 | 157 |
| Jun-12 | 98.0 | ▲ 0.5 | 793 | 102.6 | 5.6 | 231 | 95.0 | ▲ 2.7 | 388 | 101.0 | ▲ 3.4 | 174 |
| Jul-12 | 96.9 | ▲ 2.2 | 839 | 97.3 | 3.2 | 253 | 96.1 | ▲ 4.8 | 390 | 99.1 | ▲ 3.4 | 196 |
| Aug-12 | 95.5 | ▲ 2.8 | 794 | 91.0 | ▲ 7.5 | 241 | 96.7 | ▲ 0.2 | 401 | 99.8 | ▲ 3.3 | 152 |
| Sep-12 | 96.7 | ▲ 4.0 | 744 | 99.4 | ▲ 0.6 | 247 | 94.4 | ▲ 5.7 | 353 | 100.5 | ▲ 4.3 | 144 |
| Oct-12 | 97.1 | 1.1 | 757 | 93.5 | 3.1 | 251 | 98.5 | 1.9 | 337 | 100.0 | ▲ 4.2 | 169 |
| Nov-12 | 99.5 | 2.4 | 781 | 97.4 | 3.6 | 264 | 99.6 | 2.8 | 353 | 103.5 | ▲ 0.7 | 164 |
| Dec-12 | 97.2 | 1.7 | 914 | 94.8 | 9.3 | 275 | 96.7 | ▲ 0.2 | 462 | 104.1 | ▲ 2.6 | 177 |
| Jan-13 | 95.1 | ▲ 3.2 | 587 | 94.1 | ▲ 0.1 | 182 | 94.6 | ▲ 5.7 | 256 | 98.9 | ▲ 0.3 | 149 |
| Feb-13 | 95.8 | ▲ 1.9 | 699 | 93.1 | ▲ 1.6 | 184 | 96.2 | ▲ 0.8 | 331 | 98.7 | ▲ 6.0 | 184 |
| Mar-13 | 95.8 | ▲ 2.4 | 1,148 | 94.9 | ▲ 5.0 | 261 | 93.7 | ▲ 3.8 | 576 | 104.6 | 6.7 | 311 |
| Apr-13 | 100.7 | 3.6 | 787 | 99.0 | 1.4 | 218 | 98.6 | 3.7 | 344 | 110.5 | 5.9 | 225 |
| May-13 | 96.0 | 0.3 | 833 | 94.3 | 3.5 | 257 | 94.6 | ▲ 2.6 | 397 | 104.6 | 4.8 | 179 |
| Jun-13 | 99.0 | 1.0 | 875 | 101.6 | ▲ 1.0 | 228 | 95.1 | 0.0 | 434 | 109.2 | 8.1 | 213 |
| Jul-13 | 97.7 | 0.8 | 965 | 96.1 | ▲ 1.2 | 285 | 95.8 | ▲ 0.4 | 444 | 107.4 | 8.4 | 236 |
| Aug-13 | 101.0 | 5.7 | 827 | 99.4 | 9.2 | 221 | 99.6 | 3.1 | 430 | 109.7 | 9.9 | 176 |
| Sep-13 | 97.6 | 0.9 | 817 | 94.5 | ▲ 4.9 | 264 | 97.0 | 2.8 | 385 | 105.6 | 5.3 | 168 |
| Oct-13 | 96.5 | ▲ 0.7 | 802 | 92.3 | ▲ 1.3 | 289 | 96.6 | ▲ 2.0 | 332 | 105.3 | 5.3 | 181 |
| Nov-13 | 96.3 | ▲ 3.2 | 799 | 94.7 | ▲ 2.8 | 198 | 93.6 | ▲ 6.0 | 376 | 108.9 | 5.2 | 225 |
| Dec-13 | 97.5 | 0.3 | 890 | 94.1 | ▲ 0.7 | 243 | 95.9 | ▲ 0.9 | 447 | 110.6 | 6.3 | 200 |
| Jan-14 | 98.0 | 3.1 | 808 | 93.9 | ▲ 0.1 | 174 | 96.7 | 2.2 | 274 | 110.0 | 11.3 | 158 |
| Feb-14 | 98.0 | 2.3 | 698 | 89.6 | ▲ 3.8 | 143 | 98.4 | 2.3 | 364 | 109.7 | 11.2 | 181 |
| Mar-14 | 98.2 | 2.6 | 1,228 | 94.4 | ▲ 0.5 | 265 | 97.1 | 3.6 | 629 | 108.3 | 3.5 | 334 |
| Apr-14 | 95.2 | ▲ 5.5 | 611 | 86.8 | ▲ 12.4 | 192 | 95.1 | ▲ 3.6 | 247 | 110.0 | ▲ 0.5 | 172 |
| May-14 | 97.8 | 1.9 | 640 | 97.1 | 3.0 | 193 | 94.9 | 0.3 | 280 | 108.0 | 4.2 | 167 |
| Jun-14 | 94.8 | ▲ 4.2 | 780 | 97.2 | ▲ 4.3 | 229 | 91.8 | ▲ 3.4 | 350 | 101.4 | ▲ 7.1 | 201 |
| Jul-14 | 97.2 | ▲ 0.5 | 806 | 92.6 | ▲ 3.7 | 254 | 96.3 | 0.6 | 349 | 108.1 | 0.7 | 203 |
| Aug-14 | 97.9 | ▲ 3.1 | 720 | 93.7 | ▲ 5.7 | 181 | 97.1 | ▲ 2.6 | 361 | 108.0 | ▲ 1.6 | 178 |
| Sep-14 | 94.6 | ▲ 3.1 | 788 | 93.9 | ▲ 0.7 | 256 | 90.2 | ▲ 7.1 | 344 | 111.9 | 5.7 | 188 |
| Oct-14 | 98.8 | 2.5 | 711 | 95.6 | 3.6 | 233 | 96.9 | 0.3 | 316 | 111.9 | 6.3 | 162 |
| Nov-14 | 97.2 | 0.9 | 723 | 94.0 | ▲ 0.7 | 193 | 94.9 | 1.4 | 343 | 110.9 | 1.8 | 187 |
| Dec-14 | 99.7 | 2.3 | 885 | 97.8 | 3.9 | 270 | 97.0 | 1.2 | 431 | 115.1 | 4.0 | 184 |
| Jan-15 | 103.1 | 5.2 | 514 | 104.0 | 10.7 | 160 | 97.8 | 1.1 | 220 | 121.1 | 10.0 | 134 |
| Feb-15 | 100.4 | 2.5 | 599 | 96.7 | 8.0 | 151 | 97.4 | | | | | |

4-3 Osaka Prefecture

| Year | Residential Property | | | Residential Land | | | Detached House | | | Condominiums | | |
|--------|--|---|--|--|---|--|--|---|--|--|---|--|
| | Property Price Index (Average of 2010=100) | change compared to year-earlier month (%) | Number of Samples used for calculation | Property Price Index (Average of 2010=100) | change compared to year-earlier month (%) | Number of Samples used for calculation | Property Price Index (Average of 2010=100) | change compared to year-earlier month (%) | Number of Samples used for calculation | Property Price Index (Average of 2010=100) | change compared to year-earlier month (%) | Number of Samples used for calculation |
| 2000 | | | | 195.7 | | | 137.6 | | | | | |
| 2001 | | | | 175.6 | | | 130.4 | | | | | |
| 2002 | | | | 154.9 | | | 120.1 | | | | | |
| 2003 | | | | 138.5 | | | 110.8 | | | | | |
| 2004 | | | | 128.0 | | | 106.4 | | | | | |
| 2005 | | | | 120.9 | | | 106.1 | | | | | |
| 2006 | | | | 108.8 | | | 105.4 | | | | | |
| Jan-07 | | | | 128.8 | ▲ 1.8 | 36 | 114.7 | ▲ 15.6 | 92 | | | |
| Feb-07 | | | | 121.8 | ▼ 5.3 | 43 | 109.5 | ▼ 4.5 | 123 | | | |
| Mar-07 | | | | 139.5 | ▲ 15.1 | 71 | 107.0 | ▲ 1.1 | 265 | | | |
| Apr-07 | 112.0 | | 969 | 131.7 | ▼ 5.8 | 260 | 145 | 110.3 | 2.1 | 479 | 101.8 | 345 |
| May-07 | 111.7 | | 1,063 | 120.2 | ▼ 9.7 | 200 | 114.0 | 12.3 | 530 | 100.1 | | 323 |
| Jun-07 | 108.9 | | 1,078 | 114.7 | ▼ 4.7 | 203 | 111.0 | 3.8 | 543 | 99.9 | | 322 |
| Jul-07 | 112.5 | | 1,154 | 124.1 | ▼ 11.3 | 79 | 212 | 113.2 | 8.2 | 577 | 101.9 | 365 |
| Aug-07 | 110.5 | | 1,042 | 122.0 | ▼ 1.8 | 136 | 110.4 | 3.2 | 557 | 102.8 | | 369 |
| Sep-07 | 110.4 | | 996 | 122.0 | 0.0 | 157 | 111.3 | 5.8 | 507 | 99.4 | | 332 |
| Oct-07 | 115.2 | | 971 | 132.6 | ▼ 10.6 | 250 | 187 | 112.9 | 7.9 | 489 | 105.5 | 295 |
| Nov-07 | 110.0 | | 1,106 | 118.0 | ▼ 1.8 | 201 | 110.5 | ▲ 0.1 | 593 | 101.0 | | 312 |
| Dec-07 | 109.7 | | 1,175 | 111.0 | ▼ 6.8 | 217 | 111.7 | 5.2 | 630 | 104.1 | | 328 |
| Jan-08 | 105.8 | | 697 | 111.9 | ▲ 3.8 | 128 | 107.7 | ▲ 6.1 | 352 | 97.3 | | 217 |
| Feb-08 | 106.0 | | 912 | 104.3 | ▲ 14.4 | 164 | 108.4 | ▲ 1.0 | 443 | 102.3 | | 305 |
| Mar-08 | 112.4 | | 1,482 | 124.0 | ▲ 11.1 | 246 | 112.1 | 4.8 | 709 | 104.3 | | 527 |
| Apr-08 | 110.8 | ▲ 1.1 | 1,008 | 125.1 | ▲ 5.1 | 149 | 109.8 | ▲ 0.5 | 490 | 103.9 | 2.0 | 369 |
| May-08 | 107.3 | ▲ 3.9 | 990 | 115.0 | ▲ 4.4 | 176 | 108.0 | ▲ 5.2 | 479 | 100.3 | 0.2 | 335 |
| Jun-08 | 106.6 | ▲ 2.1 | 1,056 | 111.7 | ▲ 2.6 | 205 | 107.6 | ▲ 3.1 | 519 | 99.9 | ▲ 0.0 | 332 |
| Jul-08 | 105.8 | ▲ 5.9 | 1,124 | 110.4 | ▲ 11.0 | 178 | 106.9 | ▲ 5.6 | 578 | 100.5 | ▲ 1.4 | 368 |
| Aug-08 | 106.7 | ▲ 3.5 | 1,062 | 109.7 | ▲ 10.1 | 168 | 108.3 | ▲ 1.8 | 566 | 101.0 | ▲ 1.8 | 328 |
| Sep-08 | 108.2 | ▲ 1.9 | 1,056 | 114.2 | ▲ 6.4 | 185 | 108.3 | ▲ 2.7 | 538 | 103.6 | 4.2 | 333 |
| Oct-08 | 106.9 | ▲ 7.2 | 1,032 | 115.7 | ▲ 12.7 | 154 | 106.9 | ▲ 5.4 | 505 | 101.5 | ▲ 3.8 | 373 |
| Nov-08 | 104.1 | ▲ 5.4 | 1,000 | 114.3 | ▲ 3.2 | 137 | 104.7 | ▲ 5.2 | 543 | 96.3 | ▲ 4.7 | 320 |
| Dec-08 | 106.4 | ▲ 3.0 | 1,158 | 111.2 | 0.2 | 184 | 107.3 | ▲ 3.9 | 631 | 101.5 | ▲ 2.5 | 343 |
| Jan-09 | 99.6 | ▲ 5.8 | 761 | 108.6 | ▲ 3.0 | 116 | 99.2 | ▲ 7.9 | 370 | 95.2 | ▲ 2.1 | 275 |
| Feb-09 | 98.2 | ▲ 7.3 | 823 | 97.9 | ▲ 6.1 | 119 | 100.0 | ▲ 7.8 | 373 | 95.2 | ▲ 7.0 | 331 |
| Mar-09 | 102.0 | ▲ 9.2 | 1,437 | 112.3 | ▲ 9.5 | 194 | 101.9 | ▲ 9.1 | 709 | 96.7 | ▲ 7.3 | 534 |
| Apr-09 | 101.0 | ▲ 8.9 | 1,139 | 110.3 | ▲ 11.8 | 166 | 100.1 | ▲ 8.8 | 542 | 97.1 | ▲ 6.5 | 431 |
| May-09 | 100.6 | ▲ 6.3 | 884 | 100.0 | ▲ 13.0 | 132 | 102.2 | ▲ 5.4 | 411 | 98.0 | ▲ 2.3 | 341 |
| Jun-09 | 99.1 | ▲ 7.0 | 1,218 | 98.6 | ▲ 11.7 | 206 | 99.8 | ▲ 7.2 | 559 | 98.3 | ▲ 1.6 | 453 |
| Jul-09 | 101.5 | ▲ 4.1 | 1,201 | 104.9 | ▲ 4.9 | 182 | 100.0 | ▲ 6.4 | 592 | 101.9 | 1.4 | 427 |
| Aug-09 | 98.7 | ▲ 7.5 | 1,043 | 101.2 | ▲ 7.8 | 170 | 97.8 | ▲ 9.7 | 493 | 98.7 | ▲ 2.2 | 380 |
| Sep-09 | 100.5 | ▲ 7.2 | 1,074 | 107.2 | ▲ 6.2 | 181 | 100.1 | ▲ 7.6 | 510 | 96.4 | ▲ 6.9 | 383 |
| Oct-09 | 97.8 | ▲ 8.4 | 1,063 | 107.2 | ▲ 7.3 | 146 | 94.6 | ▲ 11.4 | 505 | 98.1 | ▲ 3.4 | 412 |
| Nov-09 | 101.6 | ▲ 2.3 | 1,159 | 108.2 | ▲ 5.3 | 154 | 100.1 | ▲ 4.4 | 565 | 101.0 | 4.8 | 440 |
| Dec-09 | 96.9 | ▲ 9.0 | 1,257 | 99.7 | ▲ 10.4 | 191 | 96.1 | ▲ 10.4 | 622 | 96.6 | ▲ 4.8 | 444 |
| Jan-10 | 99.2 | ▲ 0.5 | 843 | 100.9 | ▲ 7.0 | 126 | 98.4 | ▲ 0.8 | 382 | 99.4 | 4.4 | 335 |
| Feb-10 | 99.7 | 1.6 | 1,050 | 105.5 | 7.7 | 148 | 97.5 | ▲ 2.5 | 504 | 99.8 | 4.9 | 398 |
| Mar-10 | 102.4 | 0.4 | 1,505 | 105.8 | ▲ 5.7 | 200 | 102.9 | 1.0 | 727 | 99.7 | 3.1 | 578 |
| Apr-10 | 100.3 | ▲ 0.6 | 1,175 | 95.1 | ▲ 13.7 | 172 | 102.5 | 2.4 | 549 | 99.3 | 2.3 | 454 |
| May-10 | 98.0 | ▲ 2.6 | 1,006 | 100.1 | 0.1 | 150 | 97.8 | ▲ 4.3 | 472 | 97.0 | ▲ 1.1 | 384 |
| Jun-10 | 100.4 | 1.3 | 1,173 | 103.9 | 5.3 | 185 | 100.2 | 0.4 | 572 | 98.6 | 0.3 | 416 |
| Jul-10 | 101.3 | ▲ 0.2 | 1,297 | 101.4 | ▲ 3.4 | 181 | 102.7 | 2.7 | 604 | 98.6 | ▲ 3.2 | 512 |
| Aug-10 | 98.0 | ▲ 0.7 | 1,170 | 99.3 | ▲ 1.8 | 203 | 97.5 | ▲ 0.3 | 556 | 98.0 | ▲ 0.7 | 411 |
| Sep-10 | 100.8 | 0.3 | 1,214 | 96.9 | ▲ 9.6 | 162 | 100.4 | 0.3 | 588 | 103.9 | 7.7 | 464 |
| Oct-10 | 102.5 | 4.7 | 1,202 | 103.0 | ▲ 3.9 | 193 | 102.0 | 7.7 | 571 | 103.0 | 5.0 | 438 |
| Nov-10 | 98.8 | ▲ 2.8 | 1,345 | 93.7 | ▲ 13.4 | 185 | 99.3 | ▲ 0.8 | 652 | 100.8 | ▲ 0.2 | 508 |
| Dec-10 | 98.8 | 2.0 | 1,484 | 94.1 | ▲ 5.6 | 228 | 98.7 | 2.7 | 725 | 101.8 | 5.4 | 531 |
| Jan-11 | 97.7 | ▲ 1.4 | 901 | 90.9 | ▲ 10.0 | 122 | 97.0 | ▲ 1.5 | 437 | 103.2 | 3.9 | 342 |
| Feb-11 | 99.4 | ▲ 0.3 | 1,031 | 95.5 | ▲ 9.5 | 163 | 99.4 | 1.9 | 466 | 101.6 | 1.8 | 402 |
| Mar-11 | 100.1 | ▲ 2.3 | 1,498 | 97.8 | ▲ 7.6 | 245 | 99.2 | ▲ 3.6 | 695 | 103.3 | 3.6 | 556 |
| Apr-11 | 100.1 | ▲ 0.2 | 1,016 | 98.9 | 3.9 | 151 | 100.0 | ▲ 2.5 | 503 | 101.1 | 1.8 | 362 |
| May-11 | 99.6 | 1.6 | 980 | 96.3 | ▲ 3.8 | 172 | 99.7 | 1.9 | 460 | 101.5 | 4.7 | 349 |
| Jun-11 | 98.4 | ▲ 2.0 | 1,204 | 99.9 | ▲ 3.9 | 226 | 96.3 | ▲ 3.9 | 573 | 101.6 | 3.1 | 405 |
| Jul-11 | 97.9 | ▲ 3.3 | 1,117 | 92.6 | ▲ 8.7 | 193 | 98.2 | ▲ 4.4 | 561 | 101.1 | 2.5 | 363 |
| Aug-11 | 99.9 | 1.9 | 1,167 | 98.9 | ▲ 0.4 | 196 | 98.7 | 1.2 | 491 | 102.7 | 4.5 | 490 |
| Sep-11 | 98.3 | ▲ 2.5 | 1,213 | 90.9 | ▲ 8.3 | 230 | 99.3 | ▲ 1.1 | 595 | 101.9 | ▲ 1.9 | 389 |
| Oct-11 | 96.5 | ▲ 5.8 | 1,033 | 84.3 | ▲ 19.2 | 170 | 98.8 | ▲ 3.1 | 501 | 100.8 | ▲ 2.1 | 362 |
| Nov-11 | 97.6 | ▲ 1.0 | 1,206 | 93.0 | ▲ 9.8 | 192 | 97.3 | ▲ 1.9 | 620 | 102.1 | 1.3 | 394 |
| Dec-11 | 96.3 | ▲ 2.5 | 1,399 | 82.2 | ▲ 12.7 | 268 | 100.0 | 1.3 | 692 | 100.4 | ▲ 1.4 | 439 |
| Jan-12 | 99.8 | 2.1 | 829 | 97.0 | 6.7 | 146 | 101.5 | 4.7 | 370 | 99.9 | ▲ 4.2 | 313 |
| Feb-12 | 99.3 | ▲ 0.2 | 1,050 | 93.7 | ▲ 1.9 | 185 | 99.7 | 0.3 | 495 | 102.7 | 1.1 | 370 |
| Mar-12 | 101.3 | 1.2 | 1,590 | 106.5 | 8.8 | 286 | 98.0 | ▲ 1.2 | 768 | 104.1 | 0.7 | 536 |
| Apr-12 | 96.7 | ▲ 3.4 | 1,142 | 88.7 | ▲ 10.3 | 159 | 96.3 | ▲ 3.6 | 570 | 102.6 | 1.4 | 413 |
| May-12 | 99.9 | 0.4 | 1,119 | 101.0 | 4.9 | 214 | 97.5 | ▲ 2.2 | 511 | 103.6 | 2.0 | 394 |
| Jun-12 | 97.3 | ▲ 1.1 | 1,189 | 89.3 | ▲ 10.6 | 216 | 98.0 | 1.8 | 566 | 102.4 | 0.8 | 407 |
| Jul-12 | 98.6 | 0.8 | 1,217 | 101.1 | 9.2 | 221 | 96.1 | ▲ 2.1 | 623 | 102.5 | 1.4 | 373 |
| Aug-12 | 97.6 | ▲ 2.3 | 1,071 | 99.2 | 0.3 | 186 | 94.0 | ▲ 4.7 | 521 | 103.7 | 1.0 | 364 |
| Sep-12 | 99.9 | 1.7 | 1,069 | 99.8 | 10.0 | 216 | 98.1 | ▲ 1.2 | 537 | 103.9 | 1.9 | 316 |
| Oct-12 | 95.1 | ▲ 1.4 | 1,199 | 96.0 | 13.9 | 213 | 92.8 | ▲ 6.1 | 583 | 99.5 | ▲ 1.3 | 403 |
| Nov-12 | 97.5 | ▲ 0.4 | 1,283 | 92.2 | ▲ 9.9 | 229 | 97.5 | 0.1 | 613 | 101.4 | ▲ 0.7 | 441 |
| Dec-12 | 100.1 | 4.0 | 1,404 | 101.1 | 23.1 | 306 | 98.8 | ▲ 1.2 | 682 | 102.4 | 1.9 | 416 |
| Jan-13 | 100.8 | 1.0 | 842 | 97.1 | 0.1 | 130 | 101.0 | ▲ 0.5 | 394 | 103.0 | 4.2 | 318 |
| Feb-13 | 97.3 | ▲ 2.0 | 1,085 | 97.0 | 3.5 | 186 | 95.5 | ▲ 4.2 | 486 | 100.9 | ▲ 1.8 | 413 |
| Mar-13 | 101.1 | ▲ 0.1 | 1,672 | 103.3 | ▲ 3.0 | 236 | 98.6 | 0.6 | 794 | 104.5 | 0.4 | 642 |
| Apr-13 | 98.3 | 1.6 | 1,304 | 98.0 | 10.6 | 201 | 94.7 | ▲ 1.7 | 576 | 104.8 | 2.1 | 527 |
| May-13 | 99.1 | ▲ 0.9 | 1,168 | 94.2 | ▲ 6.6 | 182 | 96.8 | ▲ 0.7 | 532 | 106.2 | 2.6 | 454 |
| Jun-13 | 98.7 | 1.4 | 1,282 | 97.3 | 8.9 | 222 | 96.2 | ▲ 1.9 | 586 | 104.4 | 2.0 | 454 |
| Jul-13 | 102.1 | 3.5 | 1,312 | 102.1 | 1.0 | 225 | 98.5 | 2.5 | 594 | 108.9 | 6.3 | 493 |
| Aug-13 | 100.5 | 3.0 | 1,153 | 96.3 | ▲ 3.0 | 230 | 100.2 | 6.6 | 539 | 104.3 | 0.5 | 384 |
| Sep-13 | 102.2 | 2.3 | 1,230 | 109.4 | 9.5 | 201 | 97.4 | ▲ 0.7 | 611 | 107.6 | 3.8 | 418 |
| Oct-13 | 95.5 | 0.4 | 1,197 | 88.8 | ▲ 7.6 | 189 | 92.6 | ▲ 0.2 | 595 | 106.3 | 6.8 | 413 |
| Nov-13 | 99.8 | 2.4 | 1,278 | 95.9 | 4.0 | 199 | 97.4 | ▲ 0.0 | 632 | 107.5 | 6.0 | 447 |
| Dec-13 | 100.0 | ▲ 0.1 | 1,341 | 96.1 | ▲ 5.0 | 249 | 96.8 | ▲ 2.0 | 637 | 109.7 | 7.2 | 455 |
| Jan-14 | 101.6 | 0.8 | 829 | 101.1 | 4.2 | 136 | 97.5 | ▲ 3.5 | 374 | 109.5 | 6.3 | 319 |
| Feb-14 | 101.7 | 4.5 | 1,148 | 97.9 | 1.0 | 181 | 96.8 | 1.4 | 548 | 114.2 | 13.2 | 419 |
| Mar-14 | 102.5 | 1.3 | 1,805 | 96.0 | ▲ 7.0 | 235 | 99.4 | 0.8 | 826 | 111.5 | 6.7 | 744 |
| Apr-14 | 100.5 | 2.2 | 939 | 94.6 | ▲ 3.5 | 141 | 95.7 | 1.0 | 353 | 111.7 | 6.8 | 445 |
| May-14 | 100.0 | 1.0 | 1,011 | 96.9 | 2.9 | 149 | 95.7 | ▲ 1.1 | 454 | 110.5 | 4.0 | 408 |
| Jun-14 | 98.4 | ▲ 0.3 | 1,085 | 90.7 | ▲ 6.7 | 173 | 94.2 | ▲ 2.1 | 460 | 111.4 | 6.7 | 452 |
| Jul-14 | 102.1 | ▲ 0.0 | 1,093 | 104.4 | 2.2 | 175 | 95.4 | ▲ 3.1 | 499 | 112.5 | 3.3 | 419 |
| Aug-14 | 102.0 | 1.5 | 935 | 99.9 | 3.8 | 145 | 96.7 | ▲ 3.5 | 424 | 113.5 | 8.9 | 366 |
| Sep-14 | 101.9 | ▲ 0.3 | 1,053 | 98.4 | ▲ 10.1 | 160 | 96.4 | ▲ 1.1 | 468 | 114.5 | 6.2 | 425 |
| Oct-14 | 99.8 | 4.5 | 1,053 | 88.5 | 11.0 | 159 | 93.4 | 0.9 | 469 | 113.2 | 6.5 | 425 |
| Nov-14 | 100.9 | 1.0 | 1,079 | 102.3 | 6.7 | 153 | 94.0 | ▲ 3.5 | 485 | 112.8 | 5.0 | 441 |
| Dec-14 | 101.9 | 1.8 | 1,218 | | | | | | | | | |

Residential Transaction Volume

【Outline of Residential Transaction Volume】

MLIT releases Japan Residential Property Price Index(JRPPI) every month. As supplemental data of JRPPI, MLIT releases “Residential Transaction Volume.”

“Residential Transaction Volume” means monthly numbers and gross area of transactions mainly of existing detached house and condominiums by Region, Metropolitan Areas, Prefectures and Transaction Party.

| | |
|-----------------|--|
| Sort of Indexes | <ul style="list-style-type: none"> • Detached House (mainly used) • Condominiums (mainly used) |
| Regions | <ul style="list-style-type: none"> • All Japan • Regions (Hokkaido, Tohoku, Kanto, Hokuriku, Chubu, Kinki, Chugoku, Shikoku, Kyushu-Okinawa, Total 9 regions) • Metropolitan Areas (Tokyo including suburbs, Nagoya, Kyoto-Osaka-Kobe) • Prefectures (Tokyo, Aichi, Osaka) |
| Term | • From April, 2008 |
| Periodically | • Monthly |
| Data | • Property transfer information |
| Time lag | • About 3 months |
| Frequency | • Monthly |

※Figures of December 2014, January, and February 2015 were revised.

Italic figures will be revised.

○Regions Hokkaido: Hokkaido Tohoku: Aomori • Iwate • Miyagi • Akita • Yamagata • Fukushima • Niigata Kanto: Ibaraki • Tochigi • Gunma • Saitama • Chiba • Tokyo • Kanagawa • Yamanashi Hokuriku: Toyama • Ishikawa • Fukui Chubu: Nagano • Shizuoka • Gifu • Aichi • Mie Kinki: Shiga • Kyoto • Osaka • Hyogo • Nara • Wakayama Chugoku: Tottori • Shimane • Okayama • Hiroshima • Yamaguchi Shikoku: Tokushima • Kagawa • Ehime • Kochi Kyushu-okinawa: Fukuoka • Saga • Nagasaki • Kumamoto • Oita • Miyazaki • Kagoshima • Okinawa
○Metropolitan areas Tokyo including suburbs: Saitama • Chiba • Tokyo • Kanagawa Nagoya: Gifu • Aichi • Mie Kyoto-Osaka-Kobe: Kyoto • Osaka • Hyogo

| | Detached House | | | | | | | | | | | | | | | |
|--------|-------------------------|--|--|--------------------------------|--------------------------------|---|------|--|--------------------------------|--|--|--------------------------------|--------------------------------|---|--|--|
| | numbers of transactions | change compared to year-earlier month(%) | numbers of transactions by transaction party | | | | | trend of transaction of Private corporation (buy-sell) | gross area of transactions (㎡) | change compared to year-earlier month(%) | gross area of transactions by transaction party(㎡) | | | | | trend of transaction of Private corporation (buy-sell) |
| | | | Individual→Individual | Individual→Private corporation | Private corporation→Individual | Private corporation→Private corporation | | | | | Individual→Individual | Individual→Private corporation | Private corporation→Individual | Private corporation→Private corporation | | |
| Apr-08 | 13,527 | | 8,177 | 2,641 | 2,434 | 239 | 211 | 3,155,367 | | 1,878,900 | 644,183 | 533,231 | 89,867 | 112,150 | | |
| May-08 | 13,468 | | 8,198 | 2,691 | 2,346 | 212 | 348 | 3,229,497 | | 1,871,282 | 710,791 | 518,834 | 87,396 | 229,303 | | |
| Jun-08 | 13,701 | | 8,343 | 2,447 | 2,631 | 246 | ▲182 | 3,558,048 | | 2,190,208 | 668,918 | 571,975 | 119,468 | ▲97,303 | | |
| Jul-08 | 14,457 | | 8,698 | 2,890 | 2,597 | 241 | 294 | 3,534,940 | | 2,052,071 | 749,406 | 615,163 | 102,123 | 135,159 | | |
| Aug-08 | 12,758 | | 7,831 | 2,462 | 2,237 | 195 | 231 | 3,171,570 | | 1,881,873 | 675,507 | 504,170 | 80,117 | 175,451 | | |
| Sep-08 | 12,847 | | 7,792 | 2,487 | 2,298 | 221 | 193 | 3,182,229 | | 1,855,832 | 651,480 | 541,126 | 109,655 | 111,900 | | |
| Oct-08 | 14,277 | | 8,660 | 2,734 | 2,598 | 243 | 139 | 3,483,196 | | 2,045,130 | 744,884 | 586,555 | 94,341 | 159,389 | | |
| Nov-08 | 12,631 | | 7,684 | 2,423 | 2,289 | 196 | 136 | 3,025,606 | | 1,792,813 | 618,846 | 530,625 | 71,851 | 88,326 | | |
| Dec-08 | 13,819 | | 8,387 | 2,588 | 2,574 | 232 | 16 | 3,531,544 | | 2,041,649 | 787,235 | 601,094 | 86,719 | 186,043 | | |
| Jan-09 | 10,177 | | 5,921 | 2,273 | 1,784 | 163 | 492 | 2,424,704 | | 1,351,140 | 537,137 | 420,182 | 105,636 | 118,270 | | |
| Feb-09 | 10,902 | | 6,439 | 1,977 | 2,273 | 176 | ▲295 | 2,549,195 | | 1,485,794 | 476,967 | 515,405 | 60,482 | ▲39,251 | | |
| Mar-09 | 16,891 | | 10,496 | 2,743 | 3,314 | 248 | ▲575 | 3,870,950 | | 2,332,766 | 675,095 | 728,835 | 107,627 | ▲55,029 | | |
| Apr-09 | 13,763 | 1.7 | 8,343 | 2,398 | 2,780 | 222 | ▲382 | 3,244,940 | 2.8 | 1,923,117 | 607,265 | 632,088 | 74,520 | ▲24,823 | | |
| May-09 | 12,036 | ▲10.6 | 7,252 | 2,159 | 2,452 | 152 | ▲292 | 2,908,550 | ▲9.9 | 1,694,134 | 595,625 | 541,534 | 70,219 | 54,432 | | |
| Jun-09 | 14,490 | 5.8 | 8,793 | 2,536 | 2,908 | 227 | ▲368 | 3,582,938 | 0.7 | 2,146,937 | 629,906 | 695,768 | 100,229 | ▲63,622 | | |
| Jul-09 | 15,005 | 3.8 | 9,036 | 2,919 | 2,817 | 203 | 104 | 3,535,558 | 0.0 | 2,052,952 | 750,695 | 645,747 | 77,350 | 104,951 | | |
| Aug-09 | 12,488 | ▲1.2 | 7,571 | 2,455 | 2,243 | 187 | 214 | 3,003,310 | ▲5.3 | 1,781,653 | 619,556 | 511,852 | 73,303 | 109,027 | | |
| Sep-09 | 13,022 | 1.4 | 7,802 | 2,560 | 2,390 | 241 | 176 | 3,232,722 | 1.6 | 1,902,637 | 631,057 | 560,164 | 130,489 | 72,923 | | |
| Oct-09 | 14,035 | ▲1.7 | 8,242 | 2,956 | 2,604 | 202 | 353 | 3,496,765 | 0.4 | 1,976,489 | 768,128 | 627,121 | 111,183 | 141,607 | | |
| Nov-09 | 14,125 | 11.8 | 8,953 | 2,752 | 2,523 | 186 | 231 | 3,465,598 | 14.5 | 2,058,015 | 723,148 | 588,552 | 65,627 | 135,097 | | |
| Dec-09 | 14,485 | 4.8 | 8,559 | 2,966 | 2,670 | 242 | 301 | 3,506,145 | ▲0.7 | 2,022,101 | 757,918 | 618,034 | 90,153 | 143,113 | | |
| Jan-10 | 10,150 | ▲0.3 | 5,811 | 2,467 | 1,662 | 178 | 811 | 2,642,916 | 9.0 | 1,434,081 | 748,975 | 392,108 | 56,900 | 359,577 | | |
| Feb-10 | 11,642 | 6.8 | 6,842 | 2,306 | 2,262 | 196 | 49 | 2,794,592 | 9.6 | 1,594,733 | 568,520 | 525,347 | 91,401 | 39,512 | | |
| Mar-10 | 17,312 | 2.5 | 10,464 | 3,442 | 3,059 | 293 | 385 | 4,147,985 | 7.2 | 2,399,604 | 895,981 | 708,838 | 124,345 | 187,476 | | |
| Apr-10 | 14,298 | 3.9 | 8,465 | 2,937 | 2,689 | 180 | 249 | 3,461,544 | 6.7 | 1,939,013 | 798,643 | 645,402 | 67,346 | 153,490 | | |
| May-10 | 12,375 | 2.8 | 7,385 | 2,611 | 2,194 | 168 | 422 | 3,009,656 | 3.5 | 1,719,667 | 688,957 | 530,905 | 63,902 | 159,929 | | |
| Jun-10 | 14,183 | ▲2.1 | 8,321 | 2,889 | 2,711 | 249 | 181 | 3,882,902 | 8.4 | 2,082,254 | 1,044,474 | 659,234 | 91,771 | 387,257 | | |
| Jul-10 | 14,076 | ▲6.2 | 8,320 | 3,029 | 2,474 | 232 | 555 | 3,512,209 | ▲0.7 | 1,976,108 | 771,981 | 624,212 | 134,187 | 147,769 | | |
| Aug-10 | 12,579 | 0.7 | 7,386 | 2,801 | 2,172 | 210 | 633 | 3,182,570 | 6.0 | 1,817,162 | 739,474 | 527,435 | 95,684 | 213,572 | | |
| Sep-10 | 13,563 | 4.2 | 7,889 | 2,897 | 2,477 | 268 | 426 | 3,398,861 | 5.1 | 1,938,612 | 728,127 | 600,876 | 113,110 | 131,917 | | |
| Oct-10 | 13,216 | ▲5.8 | 7,632 | 2,932 | 2,417 | 205 | 522 | 3,257,135 | ▲6.9 | 1,808,202 | 768,336 | 596,617 | 75,198 | 172,637 | | |
| Nov-10 | 13,371 | ▲5.3 | 7,849 | 2,841 | 2,450 | 213 | 394 | 3,736,475 | 7.8 | 1,841,117 | 1,211,669 | 594,583 | 82,357 | 618,275 | | |
| Dec-10 | 14,580 | 0.7 | 8,774 | 2,901 | 2,652 | 225 | 252 | 3,551,257 | 1.3 | 2,068,274 | 722,300 | 642,368 | 108,683 | 81,213 | | |
| Jan-11 | 9,677 | ▲4.7 | 5,503 | 2,411 | 1,568 | 166 | 849 | 2,467,137 | ▲6.7 | 1,273,666 | 638,068 | 395,434 | 149,076 | 245,567 | | |
| Feb-11 | 10,229 | ▲12.1 | 5,857 | 2,297 | 1,864 | 188 | 442 | 2,502,575 | ▲10.4 | 1,341,226 | 591,399 | 434,917 | 125,801 | 160,913 | | |
| Mar-11 | 15,777 | ▲8.9 | 9,483 | 3,173 | 2,817 | 258 | 359 | 3,649,882 | ▲12.0 | 2,075,569 | 763,462 | 670,665 | 118,961 | 93,860 | | |
| Apr-11 | 12,387 | ▲13.4 | 7,335 | 2,575 | 2,261 | 195 | 317 | 3,067,967 | ▲11.4 | 1,682,548 | 735,681 | 569,165 | 69,763 | 170,243 | | |
| May-11 | 12,093 | ▲2.3 | 7,208 | 2,493 | 2,192 | 188 | 303 | 3,051,875 | 1.4 | 1,787,704 | 602,685 | 538,403 | 70,051 | 64,571 | | |
| Jun-11 | 13,691 | ▲3.5 | 8,146 | 2,747 | 2,566 | 216 | 184 | 3,389,532 | ▲12.7 | 1,966,478 | 696,053 | 610,904 | 111,631 | 85,996 | | |
| Jul-11 | 12,707 | ▲9.7 | 7,577 | 2,756 | 2,182 | 168 | 578 | 3,142,581 | ▲10.5 | 1,815,341 | 717,893 | 515,576 | 60,688 | 179,491 | | |
| Aug-11 | 12,197 | ▲3.0 | 7,235 | 2,672 | 2,073 | 192 | 602 | 2,974,742 | ▲6.5 | 1,775,703 | 654,412 | 468,018 | 69,479 | 187,871 | | |
| Sep-11 | 12,765 | ▲5.9 | 7,464 | 2,744 | 2,338 | 193 | 412 | 3,184,447 | ▲6.3 | 1,820,251 | 694,840 | 544,095 | 115,076 | 152,203 | | |
| Oct-11 | 12,258 | ▲7.2 | 7,144 | 2,718 | 2,114 | 162 | 506 | 3,065,271 | ▲5.9 | 1,788,269 | 673,939 | 521,373 | 74,595 | 153,538 | | |
| Nov-11 | 12,782 | ▲4.4 | 7,523 | 2,799 | 2,247 | 196 | 556 | 3,134,814 | ▲16.1 | 1,803,300 | 688,247 | 522,291 | 110,643 | 168,943 | | |
| Dec-11 | 14,374 | ▲1.4 | 8,595 | 2,894 | 2,597 | 271 | 301 | 3,619,635 | 1.9 | 2,080,616 | 756,236 | 635,553 | 134,859 | 122,387 | | |
| Jan-12 | 9,448 | ▲2.4 | 5,493 | 2,258 | 1,514 | 149 | 749 | 2,304,747 | ▲6.6 | 1,287,925 | 588,614 | 346,858 | 66,204 | 244,300 | | |
| Feb-12 | 11,003 | 7.6 | 6,339 | 2,378 | 2,081 | 186 | 301 | 2,649,097 | 5.9 | 1,463,063 | 632,858 | 470,355 | 76,311 | 165,018 | | |
| Mar-12 | 16,036 | 1.6 | 9,886 | 3,237 | 2,786 | 283 | 458 | 3,854,776 | 5.6 | 2,224,553 | 801,626 | 637,925 | 166,078 | 176,773 | | |
| Apr-12 | 12,178 | ▲1.7 | 7,227 | 2,526 | 2,228 | 181 | 300 | 2,864,243 | ▲6.6 | 1,654,729 | 593,952 | 523,442 | 81,329 | 70,841 | | |
| May-12 | 12,633 | 4.5 | 7,632 | 2,721 | 2,106 | 166 | 616 | 3,012,001 | ▲1.3 | 1,811,931 | 662,956 | 472,292 | 61,599 | 190,844 | | |
| Jun-12 | 13,237 | ▲3.3 | 7,710 | 2,887 | 2,411 | 215 | 479 | 3,213,158 | ▲5.2 | 1,831,906 | 702,640 | 583,077 | 90,002 | 119,924 | | |
| Jul-12 | 13,732 | 8.1 | 8,297 | 2,855 | 2,364 | 201 | 494 | 3,319,202 | 5.6 | 1,911,606 | 722,880 | 574,801 | 94,622 | 150,083 | | |
| Aug-12 | 12,714 | 4.2 | 7,537 | 2,801 | 2,192 | 158 | 614 | 3,063,139 | 3.0 | 1,774,996 | 694,583 | 512,603 | 69,655 | 185,929 | | |
| Sep-12 | 12,207 | ▲4.4 | 7,192 | 2,576 | 2,201 | 222 | 377 | 3,011,443 | ▲5.4 | 1,712,245 | 695,863 | 517,318 | 82,070 | 179,124 | | |
| Oct-12 | 13,630 | 11.2 | 8,060 | 2,948 | 2,386 | 211 | 570 | 3,401,423 | 11.0 | 1,991,976 | 736,648 | 573,432 | 88,180 | 166,655 | | |
| Nov-12 | 13,737 | 7.5 | 8,168 | 2,918 | 2,425 | 204 | 501 | 3,479,414 | 11.0 | 1,996,729 | 761,249 | 539,449 | 175,440 | 224,355 | | |
| Dec-12 | 14,284 | ▲0.6 | 8,486 | 3,004 | 2,518 | 238 | 495 | 3,672,817 | 1.5 | 2,048,764 | 799,094 | 607,904 | 193,804 | 205,544 | | |
| Jan-13 | 9,262 | ▲2.0 | 5,372 | 2,278 | 1,421 | 164 | 859 | 2,243,187 | ▲2.7 | 1,257,867 | 604,246 | 312,758 | 57,126 | 292,316 | | |
| Feb-13 | 11,018 | 0.1 | 6,416 | 2,392 | 1,973 | 213 | 423 | 2,671,605 | 0.8 | 1,497,725 | 642,410 | 441,708 | 81,410 | 201,489 | | |
| Mar-13 | 16,523 | 3.0 | 9,955 | 3,370 | 2,856 | 259 | 523 | 3,900,283 | 1.2 | 2,298,088 | 880,155 | 616,942 | 92,001 | 266,413 | | |
| Apr-13 | 13,100 | 7.6 | 7,974 | 2,676 | 2,248 | 188 | 431 | 3,157,253 | 10.2 | 1,907,702 | 647,794 | 523,764 | 71,763 | 125,338 | | |
| May-13 | 13,223 | 4.7 | 8,073 | 2,735 | 2,198 | 202 | 540 | 3,288,499 | 9.2 | 1,985,955 | 680,931 | 509,272 | 107,625 | 173,698 | | |
| Jun-13 | 13,875 | 4.8 | 8,212 | 3,068 | 2,347 | 236 | 725 | 3,282,777 | 2.2 | 1,900,638 | 739,012 | 554,096 | 84,351 | 187,778 | | |
| Jul-13 | 14,165 | 3.2 | 8,611 | 2,961 | 2,369 | 212 | 595 | 3,494,678 | 5.3 | 2,072,505 | 754,920 | 566,131 | 97,318 | 189,702 | | |
| Aug-13 | 12,628 | ▲0.7 | 7,586 | 2,797 | 2,010 | 217 | 792 | 3,336,217 | 8.9 | 2,021,806 | 689,515 | 468,035 | 149,414 | 224,150 | | |
| Sep-13 | 13,033 | 6.8 | 7,703 | 2,918 | 2,146 | 242 | 776 | 3,250,816 | 7.9 | 1,906,247 | 720,861 | 509,147 | 107,439 | 211,812 | | |
| Oct-13 | 14,071 | 3.2 | 8,227 | 3,259 | 2,342 | 222 | 921 | 3,522,687 | 3.6 | 2,059,993 | 809,459 | 554,149 | 93,406 | 256,158 | | |
| Nov-13 | 13,641 | ▲0.7 | 8,170 | 3,091 | 2,137 | 220 | 962 | 3,339,447 | ▲4.0 | 1,965,393 | 765,300 | 500,222 | 94,548 | 269,387 | | |
| Dec-13 | 15,040 | 5.3 | 8,860 | 3,386 | 2,499 | 270 | 890 | 3,767,243 | 2.6 | 2,168,816 | 872,365 | 605,907 | 104,531 | 269,238 | | |
| Jan-14 | 10,206 | 10.2 | 5,875 | 2,545 | 1,569 | 165 | 982 | 2,454,186 | 9.4 | 1,355,615 | 630,506 | 367,283 | 84,447 | 266,883 | | |
| Feb-14 | 11,894 | 8.0 | 6,950 | 2,662 | 2,068 | 194 | 597 | 2,815,843 | 5.4 | 1,611,281 | 640,807 | 477,383 | 75,685 | 163,935 | | |
| Mar-14 | 18,836 | 14.0 | 11,383 | 3,768 | 3,302 | 336 | 470 | 4,572,322 | 17.2 | 2,611,587 | 947,088 | 794,631 | 178,435 | 154,088 | | |
| Apr-14 | 12,002 | ▲8.4 | 7,170 | 2,775 | 1,820 | 215 | 958 | 2,923,887 | ▲7.4 | 1,736,985 | 691,268 | 404,933 | 72,299 | 279,854 | | |
| May-14 | 12,221 | ▲7.6 | 7,207 | 2,843 | 1,920 | 235 | 926 | 2,942,978 | ▲10.5 | 1,689,747 | 694,927 | 438,865 | 114,482 | 256,520 | | |
| Jun-14 | 13,236 | ▲4.6 | 7,828</ | | | | | | | | | | | | | |

1 All Japan

| | Condominiums | | | | | | | | | | | | | | | |
|--------|-------------------------|--|--|--------------------------------|--------------------------------|---|------------|--|--|--|--|--------------------------------|--------------------------------|---|--|--|
| | numbers of transactions | change compared to year-earlier month(%) | numbers of transactions by transaction party | | | | | trend of transaction of Private corporation (buy-sell) | gross area of transactions (m ²) | change compared to year-earlier month(%) | gross area of transactions by transaction party(m ²) | | | | | trend of transaction of Private corporation (buy-sell) |
| | | | Individual→Individual | Individual→Private corporation | Private corporation→Individual | Private corporation→Private corporation | Individual | | | | Individual→Individual | Individual→Private corporation | Private corporation→Individual | Private corporation→Private corporation | | |
| Apr-08 | 13,054 | | 6,718 | 1,880 | 3,916 | 539 | ▲2,035 | 772,051 | | 429,260 | 98,476 | 219,234 | 25,036 | ▲120,713 | | |
| May-08 | 11,574 | | 5,922 | 1,865 | 3,362 | 377 | ▲1,497 | 655,683 | | 372,129 | 94,018 | 168,446 | 18,585 | ▲74,428 | | |
| Jun-08 | 12,102 | | 6,092 | 1,740 | 3,781 | 485 | ▲2,041 | 701,650 | | 383,654 | 92,717 | 200,049 | 24,858 | ▲107,332 | | |
| Jul-08 | 12,594 | | 6,475 | 2,046 | 3,701 | 369 | ▲1,655 | 736,281 | | 410,067 | 110,506 | 197,911 | 17,506 | ▲87,405 | | |
| Aug-08 | 10,982 | | 5,505 | 1,644 | 3,407 | 368 | ▲1,763 | 645,297 | | 353,136 | 90,438 | 179,927 | 18,131 | ▲89,489 | | |
| Sep-08 | 11,666 | | 5,580 | 1,776 | 3,851 | 440 | ▲2,075 | 669,276 | | 351,792 | 95,331 | 200,167 | 20,636 | ▲104,837 | | |
| Oct-08 | 12,198 | | 5,880 | 1,910 | 4,004 | 402 | ▲2,094 | 707,813 | | 371,891 | 104,041 | 213,811 | 17,945 | ▲109,770 | | |
| Nov-08 | 11,064 | | 5,310 | 1,643 | 3,791 | 301 | ▲2,148 | 662,411 | | 336,864 | 91,978 | 218,161 | 14,420 | ▲126,184 | | |
| Dec-08 | 12,412 | | 5,735 | 1,938 | 4,142 | 595 | ▲2,204 | 724,027 | | 358,764 | 105,432 | 226,074 | 33,645 | ▲120,642 | | |
| Jan-09 | 9,803 | | 4,498 | 1,593 | 3,269 | 434 | ▲1,674 | 593,229 | | 287,146 | 91,562 | 189,042 | 24,768 | ▲97,330 | | |
| Feb-09 | 10,932 | | 5,036 | 1,410 | 4,081 | 394 | ▲2,670 | 648,256 | | 315,610 | 76,468 | 234,794 | 20,507 | ▲158,295 | | |
| Mar-09 | 18,188 | | 9,007 | 1,914 | 6,532 | 703 | ▲4,616 | 1,128,030 | | 590,230 | 108,431 | 390,167 | 37,307 | ▲281,596 | | |
| Apr-09 | 13,208 | 1.2 | 6,516 | 1,692 | 4,601 | 376 | ▲2,905 | 794,257 | 2.9 | 416,541 | 91,332 | 266,566 | 18,324 | ▲175,061 | | |
| May-09 | 11,185 | ▲3.4 | 5,458 | 1,427 | 4,006 | 288 | ▲2,579 | 673,703 | 2.7 | 346,175 | 80,499 | 233,238 | 13,289 | ▲152,739 | | |
| Jun-09 | 13,712 | 13.3 | 6,390 | 1,780 | 5,124 | 417 | ▲3,344 | 812,945 | 15.9 | 402,368 | 95,344 | 295,569 | 19,564 | ▲200,225 | | |
| Jul-09 | 13,862 | 10.1 | 6,827 | 1,881 | 4,822 | 531 | ▲2,940 | 828,290 | 12.5 | 421,534 | 104,744 | 274,558 | 27,406 | ▲189,766 | | |
| Aug-09 | 12,289 | 11.9 | 5,585 | 1,603 | 4,700 | 400 | ▲3,097 | 737,187 | 14.2 | 352,144 | 89,748 | 274,652 | 20,546 | ▲184,904 | | |
| Sep-09 | 12,694 | 8.8 | 5,799 | 2,159 | 4,329 | 404 | ▲2,167 | 749,972 | 12.1 | 366,513 | 117,973 | 243,220 | 22,089 | ▲125,070 | | |
| Oct-09 | 13,075 | 7.2 | 6,124 | 1,851 | 4,774 | 326 | ▲2,923 | 774,323 | 9.4 | 381,900 | 102,039 | 273,764 | 16,621 | ▲171,724 | | |
| Nov-09 | 13,153 | 18.9 | 6,257 | 1,873 | 4,667 | 352 | ▲2,791 | 783,534 | 18.3 | 397,249 | 103,657 | 264,895 | 17,501 | ▲161,072 | | |
| Dec-09 | 13,361 | 7.6 | 6,205 | 1,990 | 4,748 | 403 | ▲2,743 | 782,506 | 8.1 | 388,696 | 108,034 | 264,241 | 20,646 | ▲155,318 | | |
| Jan-10 | 10,037 | 2.4 | 4,743 | 1,744 | 3,195 | 354 | ▲1,450 | 588,682 | ▲0.8 | 298,730 | 98,890 | 174,742 | 16,295 | ▲75,827 | | |
| Feb-10 | 11,719 | 7.2 | 5,425 | 1,736 | 4,151 | 405 | ▲2,415 | 680,908 | 5.0 | 337,923 | 95,878 | 226,875 | 20,114 | ▲130,997 | | |
| Mar-10 | 18,135 | ▲0.3 | 9,360 | 2,479 | 5,701 | 529 | ▲3,221 | 1,097,686 | ▲2.7 | 603,822 | 137,062 | 325,633 | 27,326 | ▲188,514 | | |
| Apr-10 | 13,648 | 3.3 | 7,063 | 2,186 | 4,018 | 377 | ▲1,830 | 794,816 | 0.1 | 442,564 | 119,576 | 214,981 | 17,322 | ▲95,244 | | |
| May-10 | 11,577 | 3.5 | 5,720 | 1,829 | 3,702 | 326 | ▲1,873 | 669,174 | ▲0.7 | 355,423 | 99,868 | 199,568 | 14,315 | ▲99,700 | | |
| Jun-10 | 13,206 | ▲3.7 | 6,263 | 2,010 | 4,568 | 363 | ▲2,558 | 766,391 | ▲5.7 | 389,658 | 109,502 | 248,555 | 18,449 | ▲139,053 | | |
| Jul-10 | 14,274 | 3.0 | 6,642 | 2,267 | 4,825 | 539 | ▲2,558 | 848,064 | 2.4 | 416,073 | 125,429 | 275,433 | 31,085 | ▲150,004 | | |
| Aug-10 | 11,555 | ▲6.0 | 5,568 | 2,033 | 3,593 | 361 | ▲1,560 | 671,343 | ▲8.9 | 350,327 | 111,843 | 191,609 | 17,564 | ▲79,766 | | |
| Sep-10 | 13,160 | 3.7 | 5,944 | 2,181 | 4,547 | 482 | ▲2,362 | 760,840 | 1.4 | 370,581 | 118,638 | 245,939 | 25,226 | ▲127,086 | | |
| Oct-10 | 11,886 | ▲9.1 | 5,610 | 2,096 | 3,828 | 350 | ▲1,731 | 675,417 | ▲12.8 | 343,796 | 115,276 | 197,890 | 18,293 | ▲82,551 | | |
| Nov-10 | 13,594 | 3.4 | 6,226 | 2,296 | 4,690 | 382 | ▲2,394 | 796,498 | 1.7 | 386,743 | 125,703 | 265,604 | 18,449 | ▲139,901 | | |
| Dec-10 | 13,754 | 2.9 | 6,420 | 2,329 | 4,540 | 462 | ▲2,210 | 790,213 | 1.0 | 397,509 | 126,881 | 244,818 | 20,933 | ▲118,060 | | |
| Jan-11 | 10,258 | 2.2 | 4,726 | 2,077 | 3,173 | 279 | ▲1,093 | 592,566 | 0.7 | 289,667 | 117,583 | 171,557 | 13,590 | ▲53,804 | | |
| Feb-11 | 11,314 | ▲3.5 | 5,316 | 1,967 | 3,614 | 404 | ▲1,647 | 645,733 | ▲5.2 | 325,539 | 106,448 | 194,566 | 18,489 | ▲88,073 | | |
| Mar-11 | 17,431 | ▲3.9 | 9,243 | 2,539 | 5,214 | 430 | ▲2,675 | 1,054,200 | ▲4.0 | 595,325 | 142,508 | 294,216 | 21,916 | ▲151,707 | | |
| Apr-11 | 11,635 | ▲14.7 | 6,125 | 1,967 | 3,216 | 317 | ▲1,248 | 676,320 | ▲14.9 | 384,404 | 104,877 | 172,315 | 14,363 | ▲67,386 | | |
| May-11 | 10,610 | ▲8.4 | 5,388 | 2,019 | 2,929 | 266 | ▲910 | 612,481 | ▲8.5 | 332,392 | 111,467 | 155,282 | 13,097 | ▲43,815 | | |
| Jun-11 | 12,484 | ▲5.5 | 6,069 | 2,353 | 3,603 | 454 | ▲1,251 | 706,925 | ▲7.8 | 371,743 | 127,471 | 191,019 | 16,446 | ▲63,590 | | |
| Jul-11 | 11,595 | ▲18.8 | 5,747 | 2,213 | 3,341 | 292 | ▲1,127 | 662,979 | ▲21.8 | 353,304 | 118,680 | 176,554 | 14,291 | ▲57,819 | | |
| Aug-11 | 11,278 | ▲2.4 | 5,486 | 2,194 | 3,159 | 438 | ▲965 | 645,665 | ▲3.8 | 340,431 | 121,057 | 166,485 | 17,590 | ▲45,428 | | |
| Sep-11 | 11,865 | ▲8.8 | 5,661 | 2,201 | 3,695 | 308 | ▲1,494 | 679,230 | ▲10.7 | 350,524 | 120,494 | 193,481 | 14,731 | ▲72,987 | | |
| Oct-11 | 11,189 | ▲5.9 | 5,355 | 2,277 | 3,188 | 369 | ▲911 | 639,408 | ▲5.3 | 328,240 | 125,452 | 166,783 | 18,932 | ▲41,331 | | |
| Nov-11 | 11,574 | ▲14.9 | 5,781 | 2,368 | 3,101 | 324 | ▲733 | 663,977 | ▲16.6 | 353,913 | 129,885 | 164,644 | 15,534 | ▲34,758 | | |
| Dec-11 | 13,193 | ▲4.1 | 6,295 | 2,508 | 3,879 | 511 | ▲1,371 | 755,584 | ▲4.4 | 386,898 | 135,823 | 207,220 | 25,643 | ▲71,397 | | |
| Jan-12 | 8,974 | ▲12.5 | 4,403 | 1,938 | 2,399 | 234 | ▲461 | 514,429 | ▲13.2 | 271,324 | 105,832 | 125,537 | 11,936 | ▲19,906 | | |
| Feb-12 | 11,006 | ▲2.7 | 5,558 | 1,930 | 3,175 | 342 | ▲1,245 | 629,760 | ▲2.5 | 339,133 | 102,125 | 171,846 | 16,556 | ▲69,721 | | |
| Mar-12 | 17,517 | 0.5 | 9,026 | 2,747 | 5,217 | 527 | ▲2,470 | 1,055,680 | 0.1 | 577,658 | 150,258 | 299,494 | 28,270 | ▲149,236 | | |
| Apr-12 | 12,295 | 5.7 | 6,645 | 2,253 | 3,122 | 275 | ▲869 | 715,087 | 5.7 | 414,372 | 122,796 | 166,399 | 11,521 | ▲43,604 | | |
| May-12 | 11,603 | 9.4 | 5,936 | 2,262 | 3,095 | 309 | ▲833 | 668,809 | 9.2 | 369,637 | 122,835 | 160,564 | 15,672 | ▲37,728 | | |
| Jun-12 | 12,289 | ▲1.6 | 6,049 | 2,478 | 3,369 | 393 | ▲891 | 699,908 | ▲1.0 | 370,234 | 134,655 | 177,222 | 17,797 | ▲42,567 | | |
| Jul-12 | 12,403 | 7.0 | 6,360 | 2,293 | 3,389 | 361 | ▲1,096 | 717,727 | 8.3 | 395,404 | 125,163 | 180,320 | 16,840 | ▲55,156 | | |
| Aug-12 | 11,516 | 2.1 | 5,778 | 2,323 | 3,113 | 302 | ▲790 | 665,200 | 3.0 | 359,920 | 124,801 | 167,125 | 13,355 | ▲42,324 | | |
| Sep-12 | 11,812 | ▲0.4 | 5,897 | 2,270 | 3,462 | 382 | ▲1,193 | 674,749 | ▲0.7 | 352,382 | 120,475 | 185,181 | 16,646 | ▲64,772 | | |
| Oct-12 | 12,380 | 10.6 | 6,023 | 2,660 | 3,350 | 344 | ▲688 | 702,663 | 9.9 | 368,198 | 138,374 | 179,966 | 15,861 | ▲41,436 | | |
| Nov-12 | 13,017 | 12.5 | 6,496 | 2,505 | 3,512 | 504 | ▲1,007 | 747,019 | 12.5 | 402,637 | 133,951 | 187,553 | 22,878 | ▲53,602 | | |
| Dec-12 | 12,864 | ▲2.5 | 6,534 | 2,337 | 3,555 | 437 | ▲1,218 | 739,430 | ▲2.1 | 402,863 | 124,912 | 190,569 | 20,973 | ▲65,657 | | |
| Jan-13 | 9,448 | 5.3 | 4,666 | 2,066 | 2,406 | 310 | ▲340 | 532,721 | 3.6 | 282,927 | 114,251 | 121,857 | 13,685 | ▲7,606 | | |
| Feb-13 | 11,418 | 3.7 | 5,856 | 2,008 | 3,150 | 404 | ▲1,142 | 645,036 | 2.4 | 355,604 | 106,445 | 163,884 | 19,104 | ▲57,439 | | |
| Mar-13 | 19,172 | 9.4 | 10,051 | 2,932 | 5,427 | 580 | ▲2,493 | 1,147,501 | 8.7 | 640,125 | 160,436 | 305,002 | 28,301 | ▲144,409 | | |
| Apr-13 | 14,215 | 15.6 | 7,790 | 2,408 | 3,656 | 358 | ▲1,248 | 831,805 | 16.3 | 484,424 | 131,783 | 198,327 | 17,076 | ▲66,544 | | |
| May-13 | 13,213 | 13.9 | 7,133 | 2,454 | 3,244 | 380 | ▲790 | 759,179 | 13.5 | 437,591 | 130,945 | 172,785 | 17,677 | ▲41,840 | | |
| Jun-13 | 13,215 | 7.5 | 6,913 | 2,465 | 3,482 | 351 | ▲1,016 | 758,754 | 8.4 | 419,057 | 132,855 | 189,495 | 17,046 | ▲56,560 | | |
| Jul-13 | 13,928 | 12.3 | 7,459 | 2,805 | 3,338 | 323 | ▲531 | 806,680 | 12.4 | 458,744 | 150,946 | 180,824 | 15,981 | ▲29,770 | | |
| Aug-13 | 12,281 | 6.6 | 6,447 | 2,495 | 3,004 | 331 | ▲508 | 704,858 | 6.0 | 394,768 | 134,864 | 159,956 | 14,968 | ▲25,023 | | |
| Sep-13 | 12,642 | 7.0 | 6,392 | 2,632 | 3,254 | 364 | ▲622 | 728,471 | 8.0 | 390,778 | 142,649 | 176,959 | 18,085 | ▲34,310 | | |
| Oct-13 | 13,134 | 6.1 | 6,655 | 2,784 | 3,171 | 327 | ▲383 | 739,683 | 5.3 | 397,904 | 149,548 | 164,491 | 14,746 | ▲14,680 | | |
| Nov-13 | 13,484 | 3.6 | 6,878 | 2,852 | 3,371 | 377 | ▲517 | 769,243 | 3.0 | 420,553 | 155,872 | 174,015 | 18,510 | ▲17,981 | | |
| Dec-13 | 14,096 | 9.6 | 7,121 | 2,948 | 3,579 | 439 | ▲626 | 795,880 | 7.6 | 430,348 | 159,419 | 185,399 | 20,129 | ▲25,577 | | |
| Jan-14 | 11,016 | 16.6 | 5,626 | 2,540 | 2,557 | 293 | ▲117 | 623,113 | 17.0 | 341,576 | 137,736 | 129,582 | 14,218 | ▲8,154 | | |
| Feb-14 | 12,835 | 12.4 | 6,590 | 2,552 | 3,303 | 383 | ▲744 | 724,601 | 12.3 | 397,573 | 135,012 | 174,818 | 16,637 | ▲39,246 | | |
| Mar-14 | 21,088 | 10.0 | 11,343 | 3,618 | 5,556 | 569 | ▲1,937 | 1,248,185 | 8.8 | 712,669 | 199,389 | 306,817 | 29,161 | ▲107,369 | | |
| Apr-14 | 12,259 | ▲13.8 | 6,742 | 2,720 | 2,477 | 319 | 243 | 703,572 | ▲15.4 | 413,124 | 144,610 | 129,432 | 16,374 | 15,178 | | |
| May-14 | 11,971 | ▲9.4 | 6,138 | 2,739 | 2,728 | 365 | 11 | 673,717 | ▲11.3 | 373,050 | 143,061 | 140,082 | 17,438 | 2,969 | | |
| Jun-14 | 12,403 | ▲6.1 | 6,273 | 2,754 | 3,047 | 327 | ▲293 | 699,067 | ▲7.9 | 380,526 | 146,146 | 157,671 | 14,608 | | | |

2-1 Hokkaido

| Detached House | | | | | | | | | | | | | | | | |
|----------------|-------------------------|--|--|---------------------------------|----------------------------------|---|--|------------------------|--|--|--|----------------------------------|---|--|--|--|
| | numbers of transactions | change compared to year-earlier month(%) | numbers of transactions by transaction party | | | | | | gross area of transactions (m ²) | change compared to year-earlier month(%) | gross area of transactions by transaction party(m ²) | | | | | |
| | | | Individual→ Individual | Individual→ Private corporation | Private corporation → Individual | Private corporation → Private corporation | trend of transaction of Private corporation (buy→sell) | Individual→ Individual | | | Individual→ Private corporation | Private corporation → Individual | Private corporation → Private corporation | trend of transaction of Private corporation (buy→sell) | | |
| Apr-08 | 839 | | 477 | 177 | 170 | 13 | 7 | 247,344 | | 147,276 | 47,635 | 44,535 | 7,341 | 3,100 | | |
| May-08 | 893 | | 508 | 223 | 151 | 11 | 72 | 256,207 | | 159,100 | 59,965 | 33,883 | 3,260 | 26,082 | | |
| Jun-08 | 956 | | 572 | 181 | 195 | 8 | ▲ 14 | 528,425 | | 421,753 | 59,517 | 45,079 | 2,075 | 14,438 | | |
| Jul-08 | 988 | | 594 | 212 | 170 | 11 | 43 | 299,661 | | 187,299 | 59,949 | 44,169 | 7,329 | 16,696 | | |
| Aug-08 | 852 | | 538 | 149 | 158 | 7 | ▲ 9 | 302,871 | | 215,849 | 43,308 | 41,320 | 2,394 | 1,988 | | |
| Sep-08 | 961 | | 582 | 188 | 179 | 10 | 9 | 328,547 | | 189,404 | 73,115 | 46,170 | 19,202 | 26,945 | | |
| Oct-08 | 1,119 | | 689 | 225 | 189 | 15 | ▲ 36 | 378,021 | | 209,443 | 118,052 | 44,063 | 6,211 | 73,990 | | |
| Nov-08 | 901 | | 534 | 168 | 187 | 8 | ▲ 19 | 259,147 | | 153,591 | 50,218 | 48,625 | 4,610 | 1,592 | | |
| Dec-08 | 882 | | 526 | 177 | 166 | 10 | 11 | 319,327 | | 226,351 | 40,902 | 39,644 | 8,884 | 1,258 | | |
| Jan-09 | 550 | | 266 | 151 | 121 | 7 | 30 | 170,341 | | 83,406 | 40,121 | 27,333 | 17,534 | 12,788 | | |
| Feb-09 | 601 | | 321 | 127 | 147 | 5 | ▲ 20 | 165,153 | | 97,958 | 32,224 | 33,548 | 1,164 | ▲ 1,324 | | |
| Mar-09 | 960 | | 549 | 203 | 194 | 13 | 8 | 276,309 | | 176,497 | 50,992 | 43,851 | 3,923 | 6,095 | | |
| Apr-09 | 919 | 9.5 | 505 | 187 | 207 | 19 | ▲ 20 | 266,044 | 7.6 | 148,311 | 57,469 | 53,901 | 5,900 | 3,567 | | |
| May-09 | 845 | ▲ 5.4 | 492 | 171 | 177 | 5 | ▲ 6 | 323,520 | 26.3 | 186,111 | 93,685 | 41,144 | 2,580 | 52,541 | | |
| Jun-09 | 970 | 1.5 | 562 | 179 | 215 | 13 | ▲ 35 | 297,334 | ▲ 43.7 | 189,829 | 48,819 | 52,694 | 5,762 | ▲ 3,646 | | |
| Jul-09 | 986 | ▲ 0.2 | 556 | 204 | 219 | 6 | ▲ 15 | 282,923 | ▲ 5.6 | 170,177 | 52,353 | 58,083 | 1,764 | ▲ 5,730 | | |
| Aug-09 | 860 | 0.9 | 478 | 207 | 162 | 8 | 45 | 253,548 | ▲ 16.3 | 143,462 | 56,338 | 41,923 | 2,936 | ▲ 14,415 | | |
| Sep-09 | 932 | ▲ 3.0 | 549 | 196 | 173 | 12 | 24 | 295,556 | ▲ 10.0 | 184,671 | 54,841 | 46,384 | 8,475 | 9,304 | | |
| Oct-09 | 1,073 | ▲ 4.1 | 618 | 206 | 234 | 13 | ▲ 28 | 307,136 | ▲ 18.8 | 189,997 | 51,833 | 59,848 | 4,785 | ▲ 8,015 | | |
| Nov-09 | 976 | 8.3 | 574 | 194 | 200 | 7 | ▲ 6 | 287,231 | 10.8 | 188,051 | 47,340 | 48,605 | 2,662 | ▲ 1,265 | | |
| Dec-09 | 892 | 1.1 | 524 | 186 | 164 | 16 | 23 | 283,098 | ▲ 11.3 | 185,657 | 47,992 | 40,427 | 7,372 | 8,294 | | |
| Jan-10 | 506 | ▲ 8.0 | 238 | 162 | 101 | 3 | 61 | 320,476 | 88.1 | 133,378 | 157,301 | 27,741 | 1,215 | 129,560 | | |
| Feb-10 | 579 | ▲ 3.7 | 311 | 126 | 129 | 12 | ▲ 2 | 174,749 | 5.8 | 94,206 | 35,175 | 36,919 | 8,187 | ▲ 1,482 | | |
| Mar-10 | 967 | 0.7 | 510 | 249 | 198 | 7 | 52 | 299,013 | 8.2 | 167,150 | 76,814 | 48,190 | 5,007 | 29,013 | | |
| Apr-10 | 978 | 6.4 | 530 | 227 | 211 | 9 | 16 | 291,353 | 9.5 | 173,089 | 58,409 | 52,709 | 6,870 | 5,699 | | |
| May-10 | 917 | 8.5 | 487 | 242 | 173 | 12 | 70 | 291,365 | ▲ 9.9 | 164,834 | 68,594 | 50,357 | 5,074 | 19,202 | | |
| Jun-10 | 1,002 | 3.3 | 561 | 221 | 201 | 18 | 20 | 662,670 | 122.9 | 247,518 | 356,079 | 51,513 | 7,258 | 304,567 | | |
| Jul-10 | 985 | ▲ 0.1 | 533 | 254 | 190 | 6 | 64 | 287,417 | 1.6 | 163,639 | 69,201 | 51,973 | 1,992 | 17,228 | | |
| Aug-10 | 933 | 8.5 | 488 | 239 | 197 | 7 | 42 | 338,403 | 33.5 | 212,430 | 63,566 | 53,995 | 7,879 | 9,571 | | |
| Sep-10 | 1,030 | 10.5 | 548 | 244 | 220 | 16 | 24 | 340,746 | 15.3 | 211,512 | 63,580 | 53,556 | 11,442 | 10,024 | | |
| Oct-10 | 1,046 | ▲ 2.5 | 579 | 241 | 208 | 16 | 33 | 337,140 | 9.8 | 200,124 | 70,744 | 55,345 | 10,327 | 15,399 | | |
| Nov-10 | 1,007 | 3.2 | 550 | 223 | 214 | 19 | 10 | 318,759 | 11.0 | 170,429 | 85,568 | 54,108 | 8,260 | 31,854 | | |
| Dec-10 | 951 | 6.6 | 494 | 211 | 231 | 13 | ▲ 19 | 300,539 | 6.2 | 170,971 | 57,526 | 61,708 | 9,871 | ▲ 4,008 | | |
| Jan-11 | 533 | 5.3 | 253 | 145 | 122 | 8 | 23 | 173,718 | ▲ 45.8 | 80,123 | 45,074 | 31,224 | 14,329 | 13,850 | | |
| Feb-11 | 559 | ▲ 3.5 | 297 | 133 | 114 | 13 | 20 | 243,748 | 39.5 | 99,529 | 51,475 | 29,573 | 61,555 | 23,160 | | |
| Mar-11 | 972 | 0.5 | 506 | 213 | 230 | 20 | ▲ 17 | 315,128 | 5.4 | 172,394 | 59,299 | 65,243 | 14,991 | ▲ 5,944 | | |
| Apr-11 | 868 | ▲ 11.2 | 454 | 179 | 221 | 13 | ▲ 42 | 356,821 | 22.5 | 143,193 | 137,489 | 65,674 | 9,423 | 71,815 | | |
| May-11 | 821 | ▲ 10.5 | 445 | 174 | 188 | 12 | ▲ 14 | 359,550 | 23.4 | 248,529 | 46,689 | 58,679 | 5,006 | ▲ 11,990 | | |
| Jun-11 | 937 | ▲ 6.5 | 518 | 212 | 196 | 10 | 17 | 324,569 | ▲ 51.0 | 202,283 | 57,972 | 46,679 | 17,377 | 11,551 | | |
| Jul-11 | 902 | ▲ 8.4 | 496 | 217 | 176 | 9 | 41 | 246,837 | ▲ 14.1 | 137,297 | 63,715 | 41,754 | 1,670 | 21,961 | | |
| Aug-11 | 856 | ▲ 8.3 | 476 | 198 | 174 | 5 | 24 | 253,263 | ▲ 25.2 | 152,304 | 56,979 | 41,427 | 1,422 | 15,552 | | |
| Sep-11 | 1,028 | ▲ 2.2 | 568 | 237 | 207 | 13 | 30 | 364,137 | 6.9 | 189,622 | 66,062 | 55,065 | 50,200 | 10,997 | | |
| Oct-11 | 1,016 | ▲ 0.9 | 599 | 224 | 187 | 5 | 37 | 358,269 | 6.3 | 236,156 | 67,058 | 45,687 | 9,080 | 21,370 | | |
| Nov-11 | 941 | ▲ 6.6 | 523 | 209 | 198 | 10 | 12 | 286,242 | ▲ 10.2 | 169,869 | 60,868 | 46,502 | 7,380 | 15,989 | | |
| Dec-11 | 865 | ▲ 9.0 | 491 | 175 | 185 | 13 | ▲ 10 | 276,853 | ▲ 7.9 | 177,595 | 43,033 | 50,264 | 5,212 | ▲ 7,232 | | |
| Jan-12 | 480 | ▲ 9.9 | 243 | 130 | 93 | 10 | 37 | 163,446 | ▲ 5.9 | 79,934 | 45,437 | 22,260 | 13,088 | 23,177 | | |
| Feb-12 | 637 | 14.0 | 304 | 148 | 176 | 8 | ▲ 28 | 223,366 | ▲ 8.4 | 118,496 | 55,021 | 47,387 | 2,063 | 7,634 | | |
| Mar-12 | 844 | ▲ 13.2 | 450 | 208 | 170 | 15 | 39 | 303,769 | ▲ 3.6 | 143,212 | 60,099 | 42,466 | 50,525 | 25,098 | | |
| Apr-12 | 831 | ▲ 4.3 | 443 | 196 | 182 | 10 | 14 | 245,117 | ▲ 31.3 | 133,575 | 51,525 | 56,750 | 3,267 | ▲ 5,226 | | |
| May-12 | 816 | ▲ 0.6 | 501 | 167 | 144 | 4 | 23 | 257,192 | ▲ 28.5 | 171,178 | 46,500 | 38,271 | 1,244 | 8,229 | | |
| Jun-12 | 957 | 2.1 | 507 | 223 | 212 | 14 | 11 | 331,628 | 2.2 | 184,160 | 65,096 | 76,397 | 5,368 | ▲ 11,302 | | |
| Jul-12 | 1,004 | 11.3 | 567 | 224 | 194 | 18 | 30 | 318,985 | 29.2 | 181,456 | 64,956 | 56,300 | 8,426 | 8,656 | | |
| Aug-12 | 935 | 9.2 | 532 | 216 | 175 | 11 | 42 | 262,422 | 3.6 | 165,833 | 54,670 | 38,854 | 2,774 | 16,106 | | |
| Sep-12 | 985 | ▲ 4.2 | 582 | 198 | 198 | 7 | 0 | 293,132 | ▲ 19.5 | 184,674 | 58,098 | 48,271 | 2,089 | 9,827 | | |
| Oct-12 | 1,118 | 10.0 | 667 | 243 | 188 | 12 | 59 | 366,415 | 2.3 | 207,033 | 75,478 | 71,949 | 5,862 | 5,195 | | |
| Nov-12 | 1,032 | 9.7 | 610 | 213 | 198 | 7 | 17 | 309,348 | 8.1 | 186,730 | 71,890 | 47,604 | 1,818 | 24,817 | | |
| Dec-12 | 899 | 3.9 | 516 | 191 | 171 | 18 | 21 | 418,456 | 51.1 | 179,062 | 82,124 | 42,737 | 113,184 | 39,847 | | |
| Jan-13 | 438 | ▲ 8.8 | 238 | 110 | 83 | 6 | 27 | 124,523 | ▲ 23.8 | 72,211 | 28,449 | 20,033 | 3,109 | 8,416 | | |
| Feb-13 | 569 | ▲ 10.7 | 308 | 134 | 116 | 8 | 18 | 271,365 | 21.5 | 148,229 | 88,557 | 29,619 | 3,445 | 58,937 | | |
| Mar-13 | 898 | 6.4 | 502 | 198 | 187 | 10 | 11 | 323,999 | 6.7 | 192,269 | 82,881 | 44,717 | 3,853 | 38,164 | | |
| Apr-13 | 874 | 5.2 | 512 | 182 | 170 | 10 | 12 | 284,008 | 15.9 | 183,249 | 48,678 | 45,394 | 6,688 | 3,284 | | |
| May-13 | 852 | 4.4 | 483 | 204 | 144 | 20 | 60 | 262,495 | 2.1 | 163,728 | 56,217 | 35,478 | 6,871 | 20,739 | | |
| Jun-13 | 992 | 3.7 | 547 | 254 | 181 | 10 | 73 | 281,842 | ▲ 15.0 | 164,440 | 64,256 | 48,877 | 4,269 | 15,379 | | |
| Jul-13 | 1,004 | 0.0 | 610 | 221 | 160 | 13 | 61 | 304,739 | ▲ 4.5 | 194,874 | 65,373 | 41,138 | 3,354 | 24,234 | | |
| Aug-13 | 996 | 6.5 | 580 | 251 | 153 | 12 | 98 | 369,438 | 40.8 | 175,622 | 82,014 | 41,003 | 70,800 | 41,011 | | |
| Sep-13 | 1,076 | 9.2 | 656 | 209 | 195 | 14 | 14 | 353,845 | 20.7 | 222,459 | 72,325 | 53,192 | 5,324 | 19,133 | | |
| Oct-13 | 1,278 | 14.3 | 763 | 263 | 236 | 14 | 27 | 401,928 | 9.7 | 253,816 | 80,141 | 58,315 | 8,980 | 21,826 | | |
| Nov-13 | 1,070 | 3.7 | 633 | 244 | 173 | 17 | 73 | 365,813 | 18.3 | 231,407 | 74,476 | 44,192 | 9,194 | 32,717 | | |
| Dec-13 | 1,036 | 15.2 | 596 | 233 | 192 | 15 | 41 | 320,019 | ▲ 23.5 | 195,022 | 67,344 | 52,454 | 5,198 | 14,889 | | |
| Jan-14 | 529 | 20.8 | 302 | 122 | 100 | 4 | 23 | 153,643 | 23.4 | 91,440 | 33,075 | 26,284 | 2,562 | 7,073 | | |
| Feb-14 | 619 | 8.8 | 332 | 134 | 136 | 16 | ▲ 2 | 196,996 | ▲ 27.4 | 113,643 | 38,216 | 39,348 | 5,406 | ▲ 1,132 | | |
| Mar-14 | 1,033 | 15.0 | 563 | 216 | 234 | 19 | ▲ 18 | 340,767 | 5.2 | 190,275 | 72,132 | 57,278 | 20,070 | 14,854 | | |
| Apr-14 | 803 | ▲ 8.1 | 458 | 205 | 127 | 12 | 78 | 264,601 | ▲ 6.8 | 168,775 | 55,251 | 35,431 | 4,747 | 19,820 | | |
| May-14 | 898 | 5.4 | 466 | 243 | 147 | 42 | 96 | 264,908 | 0.9 | 141,897 | 72,363 | 37,908 | 12,740 | 34,454 | | |
| Jun-14 | 932 | ▲ 6.0 | 517 | 210 | 185 | 18 | 25 | 276,250 | ▲ 2.0 | 163,837 | 59,410 | 43,800 | 5,074 | 15,610 | | |
| Jul-14 | 1,034 | 3.0 | 589 | 243 | 186 | 16 | 57 | 357,609 | 17.3 | 214,120 | 78,549 | 45,718 | 19,223 | 32,831 | | |
| Aug-14 | 917 | ▲ 7.9 | 538 | 208 | 161 | 9 | 46 | 316,568 | ▲ 14.3 | 165,574 | 108,831 | 38,654 | 2,279 | 68,946 | | |
| Sep-14 | 1,129 | 4.9 | 647 | 257 | 200 | 24 | 58 | 573,685 | 62.1 | 223,079 | 292,430 | 49,933 | 7,246 | 243,495 | | |
| Oct-14 | 1,154 | ▲ 9.7 | 678 | 257 | 201 | 16 | 56 | 419,847 | 4.5 | 246,375 | 110,209 | 57,123 | 5,422 | 53,086 | | |
| Nov-14 | 1,038 | ▲ 3.0 | 591 | 242 | 188 | 15 | 54 | 328,105 | ▲ 10.3 | 202,745 | 62,793 | 50,200 | 11,537 | 12,593 | | |
| Dec-14 | 1,053 | 1.6 | 563 | 250 | 220 | 19 | 30 | 375,472 | 17.3 | 223,120 | 75,494 | 65,869 | 10,374 | 9,625 | | |
| Jan-15 | 525 | ▲ 0.8 | 280 | 115 | 127 | 3 | ▲ 12 | 160,065 | 4.2 | 95,314 | 32,702 | 31,205 | 843 | 1,497 | | |
| Feb-15 | 633 | 2.3 | 341 | 141 | 138 | 10 | 4 | 190,195 | ▲ 3.5 | 108,600 | 39,600 | 38,202 | 1,877 | 2,641 | | |
| Mar-15 | 1,057 | | | | | | | | | | | | | | | |

2-1 Hokkaido

| | Condominiums | | | | | | | | | | | | | | |
|--------|-------------------------|--|--|---------------------------------|----------------------------------|---|--|--|--|--|---------------------------------|----------------------------------|---|----------|--|
| | numbers of transactions | change compared to year-earlier month(%) | numbers of transactions by transaction party | | | | | gross area of transactions (m ²) | change compared to year-earlier month(%) | gross area of transactions by transaction party(m ²) | | | | | trend of transaction of Private corporation (buy-sell) |
| | | | Individual | Individual→ Private corporation | Private corporation → Individual | Private corporation → Private corporation | trend of transaction of Private corporation (buy-sell) | | | Individual | Individual→ Private corporation | Private corporation → Individual | Private corporation → Private corporation | | |
| Apr-08 | 427 | | 280 | 55 | 82 | 10 | ▲ 27 | 30,477 | | 20,426 | 3,763 | 5,696 | 592 | ▲ 1,933 | |
| May-08 | 377 | | 241 | 68 | 64 | 4 | ▲ 4 | 25,162 | | 16,160 | 4,281 | 4,549 | 171 | ▲ 268 | |
| Jun-08 | 353 | | 226 | 48 | 69 | 10 | ▲ 21 | 24,283 | | 15,309 | 3,336 | 4,909 | 728 | ▲ 1,573 | |
| Jul-08 | 411 | | 247 | 76 | 78 | 10 | ▲ 2 | 29,013 | | 17,702 | 5,167 | 5,529 | 615 | ▲ 363 | |
| Aug-08 | 360 | | 239 | 46 | 68 | 7 | ▲ 22 | 24,680 | | 16,328 | 2,952 | 4,957 | 443 | ▲ 2,005 | |
| Sep-08 | 378 | | 224 | 62 | 85 | 6 | ▲ 23 | 26,523 | | 15,685 | 4,215 | 6,165 | 377 | ▲ 1,950 | |
| Oct-08 | 440 | | 284 | 61 | 89 | 6 | ▲ 28 | 29,592 | | 19,412 | 3,843 | 6,009 | 328 | ▲ 2,167 | |
| Nov-08 | 357 | | 212 | 52 | 91 | 2 | ▲ 39 | 25,816 | | 15,376 | 3,256 | 7,141 | 42 | ▲ 3,885 | |
| Dec-08 | 366 | | 236 | 45 | 82 | 3 | ▲ 37 | 26,607 | | 17,025 | 3,310 | 6,096 | 175 | ▲ 2,786 | |
| Jan-09 | 271 | | 160 | 66 | 39 | 6 | ▲ 27 | 18,774 | | 11,027 | 4,377 | 3,025 | 346 | ▲ 1,352 | |
| Feb-09 | 318 | | 188 | 44 | 82 | 4 | ▲ 38 | 22,112 | | 13,014 | 2,731 | 6,113 | 255 | ▲ 3,383 | |
| Mar-09 | 505 | | 302 | 83 | 116 | 4 | ▲ 33 | 36,612 | | 21,911 | 5,462 | 8,951 | 288 | ▲ 3,489 | |
| Apr-09 | 494 | 15.7 | 274 | 59 | 154 | 7 | ▲ 95 | 35,048 | 15.0 | 18,857 | 3,785 | 11,970 | 466 | ▲ 8,184 | |
| May-09 | 457 | 21.2 | 222 | 53 | 170 | 12 | ▲ 117 | 33,455 | 33.0 | 15,501 | 3,581 | 13,627 | 746 | ▲ 10,046 | |
| Jun-09 | 432 | 22.4 | 253 | 49 | 122 | 8 | ▲ 73 | 29,954 | 23.4 | 16,757 | 3,457 | 9,314 | 426 | ▲ 5,857 | |
| Jul-09 | 418 | 1.7 | 249 | 56 | 110 | 3 | ▲ 54 | 29,591 | 2.0 | 17,221 | 3,779 | 8,354 | 237 | ▲ 4,574 | |
| Aug-09 | 355 | ▲ 1.4 | 203 | 64 | 88 | 0 | ▲ 24 | 24,033 | ▲ 2.6 | 13,598 | 4,057 | 6,379 | 0 | ▲ 2,322 | |
| Sep-09 | 364 | ▲ 3.7 | 194 | 52 | 102 | 16 | ▲ 50 | 25,536 | ▲ 3.7 | 13,427 | 3,630 | 7,296 | 1,184 | ▲ 3,666 | |
| Oct-09 | 405 | ▲ 8.0 | 250 | 57 | 92 | 6 | ▲ 35 | 28,484 | ▲ 3.7 | 17,136 | 3,673 | 7,281 | 395 | ▲ 3,608 | |
| Nov-09 | 436 | 22.1 | 264 | 55 | 113 | 4 | ▲ 58 | 30,613 | 18.6 | 18,372 | 3,851 | 8,219 | 171 | ▲ 4,368 | |
| Dec-09 | 390 | 6.6 | 233 | 80 | 71 | 5 | ▲ 10 | 27,813 | 4.5 | 16,430 | 5,140 | 5,681 | 493 | ▲ 4,472 | |
| Jan-10 | 236 | ▲ 12.9 | 132 | 49 | 48 | 7 | ▲ 1 | 15,935 | ▲ 15.1 | 8,974 | 3,397 | 3,155 | 409 | 242 | |
| Feb-10 | 304 | ▲ 4.4 | 182 | 43 | 72 | 7 | ▲ 29 | 20,474 | ▲ 7.4 | 11,896 | 3,066 | 5,120 | 393 | ▲ 2,054 | |
| Mar-10 | 503 | ▲ 0.4 | 282 | 78 | 131 | 12 | ▲ 53 | 36,507 | ▲ 0.3 | 20,114 | 5,717 | 10,002 | 674 | ▲ 4,285 | |
| Apr-10 | 434 | ▲ 12.1 | 280 | 63 | 86 | 5 | ▲ 23 | 30,279 | ▲ 13.6 | 19,564 | 4,184 | 6,217 | 313 | ▲ 2,033 | |
| May-10 | 357 | ▲ 21.9 | 210 | 73 | 72 | 2 | ▲ 1 | 25,511 | ▲ 23.7 | 14,914 | 5,171 | 5,275 | 151 | ▲ 1,104 | |
| Jun-10 | 431 | ▲ 0.2 | 258 | 69 | 94 | 10 | ▲ 25 | 30,293 | 1.1 | 17,889 | 4,510 | 7,132 | 762 | ▲ 2,622 | |
| Jul-10 | 439 | 5.0 | 246 | 80 | 109 | 4 | ▲ 29 | 31,260 | 5.6 | 17,179 | 5,457 | 8,388 | 237 | ▲ 2,930 | |
| Aug-10 | 351 | ▲ 1.1 | 209 | 67 | 69 | 6 | ▲ 2 | 25,160 | 4.7 | 14,480 | 5,040 | 5,284 | 356 | ▲ 244 | |
| Sep-10 | 427 | 17.3 | 237 | 77 | 95 | 18 | ▲ 18 | 30,958 | 21.2 | 17,000 | 5,504 | 7,323 | 1,132 | ▲ 1,819 | |
| Oct-10 | 447 | 10.4 | 280 | 57 | 108 | 2 | ▲ 51 | 31,422 | 10.3 | 19,282 | 3,895 | 7,984 | 262 | ▲ 4,089 | |
| Nov-10 | 429 | ▲ 1.6 | 270 | 67 | 87 | 5 | ▲ 20 | 29,965 | ▲ 2.1 | 19,181 | 4,292 | 6,256 | 236 | ▲ 1,964 | |
| Dec-10 | 329 | ▲ 15.6 | 196 | 53 | 76 | 4 | ▲ 23 | 22,753 | ▲ 18.2 | 13,494 | 3,572 | 5,430 | 257 | ▲ 1,858 | |
| Jan-11 | 272 | 15.3 | 141 | 63 | 64 | 4 | ▲ 1 | 18,762 | 17.7 | 9,502 | 4,364 | 4,606 | 290 | ▲ 242 | |
| Feb-11 | 304 | 0.0 | 167 | 51 | 82 | 4 | ▲ 31 | 21,061 | 2.9 | 11,439 | 3,515 | 5,877 | 229 | ▲ 2,363 | |
| Mar-11 | 538 | 7.0 | 307 | 70 | 150 | 11 | ▲ 80 | 38,669 | 5.9 | 22,012 | 4,647 | 11,375 | 636 | ▲ 6,728 | |
| Apr-11 | 425 | ▲ 2.1 | 261 | 60 | 95 | 9 | ▲ 35 | 29,867 | ▲ 1.4 | 18,009 | 4,074 | 7,218 | 566 | ▲ 3,144 | |
| May-11 | 378 | 5.9 | 224 | 64 | 82 | 8 | ▲ 18 | 25,904 | 1.5 | 14,989 | 4,584 | 5,849 | 482 | ▲ 1,265 | |
| Jun-11 | 450 | 4.4 | 264 | 75 | 89 | 22 | ▲ 14 | 30,942 | 2.1 | 18,145 | 5,277 | 6,602 | 917 | ▲ 1,325 | |
| Jul-11 | 413 | ▲ 5.9 | 261 | 65 | 79 | 8 | ▲ 14 | 28,630 | ▲ 8.4 | 17,599 | 4,540 | 5,904 | 586 | ▲ 1,364 | |
| Aug-11 | 328 | ▲ 6.6 | 194 | 61 | 63 | 10 | ▲ 2 | 23,012 | ▲ 8.5 | 13,846 | 4,408 | 4,309 | 449 | 99 | |
| Sep-11 | 357 | ▲ 16.4 | 210 | 59 | 81 | 7 | ▲ 22 | 25,394 | ▲ 18.0 | 15,141 | 3,754 | 6,032 | 467 | ▲ 2,278 | |
| Oct-11 | 401 | ▲ 10.3 | 226 | 82 | 88 | 5 | ▲ 6 | 27,837 | ▲ 11.4 | 15,879 | 5,550 | 6,159 | 248 | ▲ 609 | |
| Nov-11 | 402 | ▲ 6.3 | 235 | 88 | 69 | 10 | ▲ 19 | 27,702 | ▲ 7.6 | 16,446 | 6,090 | 4,778 | 388 | ▲ 1,312 | |
| Dec-11 | 390 | 18.5 | 220 | 66 | 85 | 19 | ▲ 19 | 26,236 | 15.3 | 15,016 | 4,369 | 5,821 | 1,029 | ▲ 1,452 | |
| Jan-12 | 243 | ▲ 10.7 | 155 | 48 | 35 | 5 | ▲ 13 | 16,993 | ▲ 9.4 | 10,586 | 3,541 | 2,511 | 354 | ▲ 1,030 | |
| Feb-12 | 323 | 6.3 | 188 | 55 | 78 | 2 | ▲ 23 | 21,830 | 3.7 | 12,765 | 3,560 | 5,410 | 96 | ▲ 1,850 | |
| Mar-12 | 528 | ▲ 1.9 | 328 | 78 | 109 | 13 | ▲ 31 | 36,590 | ▲ 5.4 | 22,867 | 5,425 | 7,593 | 706 | ▲ 2,169 | |
| Apr-12 | 482 | 13.4 | 304 | 80 | 89 | 9 | ▲ 9 | 33,809 | 13.2 | 21,829 | 5,358 | 6,203 | 418 | ▲ 845 | |
| May-12 | 389 | 2.9 | 218 | 76 | 89 | 6 | ▲ 13 | 27,225 | 5.1 | 15,827 | 5,033 | 6,163 | 402 | ▲ 1,131 | |
| Jun-12 | 409 | ▲ 9.1 | 237 | 83 | 78 | 11 | ▲ 5 | 27,889 | ▲ 9.9 | 16,676 | 5,448 | 5,249 | 516 | 199 | |
| Jul-12 | 402 | ▲ 2.7 | 249 | 65 | 81 | 7 | ▲ 16 | 27,467 | ▲ 4.1 | 17,301 | 4,568 | 5,241 | 357 | ▲ 673 | |
| Aug-12 | 412 | 25.6 | 251 | 62 | 85 | 14 | ▲ 23 | 27,035 | 17.5 | 17,141 | 3,704 | 5,606 | 584 | ▲ 1,902 | |
| Sep-12 | 380 | 6.4 | 217 | 73 | 73 | 17 | ▲ 0 | 24,303 | ▲ 4.3 | 14,346 | 4,767 | 4,589 | 601 | 178 | |
| Oct-12 | 451 | 12.5 | 271 | 83 | 88 | 9 | ▲ 5 | 30,496 | 9.6 | 19,003 | 5,102 | 5,940 | 451 | ▲ 837 | |
| Nov-12 | 415 | 3.2 | 240 | 86 | 80 | 9 | ▲ 6 | 28,834 | 4.1 | 17,174 | 5,788 | 5,584 | 288 | 204 | |
| Dec-12 | 360 | ▲ 7.7 | 238 | 65 | 51 | 6 | ▲ 14 | 24,497 | ▲ 6.6 | 16,392 | 4,248 | 3,512 | 345 | 736 | |
| Jan-13 | 277 | 14.0 | 156 | 55 | 52 | 14 | ▲ 3 | 18,176 | 7.0 | 10,285 | 3,547 | 3,584 | 760 | ▲ 37 | |
| Feb-13 | 282 | ▲ 12.7 | 160 | 54 | 63 | 5 | ▲ 9 | 18,869 | ▲ 13.6 | 11,433 | 3,084 | 4,086 | 264 | ▲ 1,002 | |
| Mar-13 | 540 | 2.3 | 361 | 69 | 95 | 15 | ▲ 26 | 38,269 | 4.6 | 26,414 | 4,776 | 6,366 | 713 | ▲ 1,590 | |
| Apr-13 | 476 | ▲ 1.2 | 297 | 66 | 100 | 12 | ▲ 34 | 32,829 | ▲ 2.9 | 20,576 | 4,476 | 6,943 | 765 | ▲ 2,467 | |
| May-13 | 412 | 5.9 | 250 | 64 | 84 | 14 | ▲ 20 | 27,515 | 1.1 | 17,479 | 3,844 | 5,408 | 784 | ▲ 1,565 | |
| Jun-13 | 419 | 2.4 | 253 | 78 | 74 | 14 | ▲ 4 | 28,217 | 1.2 | 17,114 | 5,137 | 5,178 | 789 | ▲ 41 | |
| Jul-13 | 459 | 14.2 | 278 | 77 | 95 | 9 | ▲ 18 | 30,610 | 11.4 | 18,746 | 5,034 | 6,331 | 498 | ▲ 1,297 | |
| Aug-13 | 457 | 10.9 | 282 | 82 | 76 | 17 | ▲ 6 | 29,538 | 9.3 | 18,815 | 5,089 | 4,883 | 751 | 206 | |
| Sep-13 | 527 | 38.7 | 245 | 74 | 194 | 14 | ▲ 120 | 36,918 | 51.9 | 16,599 | 4,345 | 15,227 | 749 | ▲ 10,882 | |
| Oct-13 | 481 | 6.7 | 271 | 95 | 106 | 9 | ▲ 11 | 33,022 | 8.3 | 19,581 | 5,752 | 7,242 | 447 | ▲ 1,490 | |
| Nov-13 | 500 | 20.5 | 284 | 92 | 113 | 11 | ▲ 21 | 34,816 | 20.7 | 20,378 | 6,141 | 7,501 | 797 | ▲ 1,360 | |
| Dec-13 | 452 | 25.6 | 247 | 100 | 92 | 13 | ▲ 8 | 30,157 | 23.1 | 17,314 | 6,055 | 6,241 | 547 | ▲ 186 | |
| Jan-14 | 288 | 4.0 | 140 | 66 | 71 | 11 | ▲ 5 | 18,606 | 2.4 | 9,459 | 4,049 | 4,613 | 485 | ▲ 565 | |
| Feb-14 | 368 | 30.5 | 182 | 78 | 93 | 15 | ▲ 15 | 24,850 | 31.7 | 12,489 | 5,133 | 6,390 | 838 | ▲ 1,257 | |
| Mar-14 | 621 | 15.0 | 369 | 108 | 122 | 22 | ▲ 14 | 43,167 | 12.8 | 27,266 | 6,854 | 7,978 | 1,069 | ▲ 1,124 | |
| Apr-14 | 414 | ▲ 13.0 | 245 | 91 | 62 | 16 | ▲ 29 | 28,401 | ▲ 13.5 | 17,398 | 5,963 | 4,379 | 661 | ▲ 1,583 | |
| May-14 | 400 | ▲ 2.9 | 226 | 82 | 80 | 12 | ▲ 2 | 27,332 | ▲ 0.7 | 15,847 | 5,355 | 5,529 | 600 | ▲ 174 | |
| Jun-14 | 389 | ▲ 7.2 | 223 | 80 | 84 | 2 | ▲ 4 | 25,905 | ▲ 8.2 | 15,247 | 5,117 | 5,512 | 29 | ▲ 395 | |
| Jul-14 | 422 | ▲ 8.1 | 230 | 92 | 89 | 11 | ▲ 3 | 27,933 | ▲ 8.7 | 15,786 | 5,440 | 6,408 | 298 | ▲ 968 | |
| Aug-14 | 363 | ▲ 20.6 | 183 | 92 | 77 | 11 | ▲ 15 | 23,702 | ▲ 19.8 | 12,432 | 5,643 | 5,071 | 556 | 572 | |
| Sep-14 | 400 | ▲ 24.1 | 215 | 84 | 95 | 6 | ▲ 11 | 27,444 | ▲ 25.7 | 15,419 | 5,602 | 5,999 | 424 | ▲ 397 | |
| Oct-14 | 453 | ▲ 5.8 | 253 | 93 | 95 | 12 | ▲ 2 | 30,888 | ▲ 6.5 | 18,041 | 5,753 | 6,511 | 582 | ▲ 758 | |
| Nov-14 | 368 | ▲ 26.4 | 196 | 95 | 67 | 10 | ▲ 28 | 24,355 | ▲ 30.0 | 14,019 | 5,685 | 4,180 | 471 | ▲ 1,506 | |
| Dec-14 | 421 | ▲ 6.9 | 207 | 113 | 81 | 20 | ▲ 32 | 27,385 | ▲ 9.2 | 14,015 | 6,984 | 5,254 | 1,132 | 1,731 | |
| Jan-15 | 267 | ▲ 9.4 | 131 | 53 | 65 | 12 | ▲ 12 | 17,118 | ▲ 8.0 | 8,539 | 3,717 | 4,225 | 637 | ▲ 508 | |
| Feb-15 | 355 | ▲ 3.5 | 159 | 84 | 88 | 24 | ▲ 4 | 22,929 | ▲ 7.7 | 10,493 | 5,259 | 5,778 | 1,399 | ▲ 519 | |
| Mar-15 | 545 | ▲ 12.2 | 273 | 128 | 123 | 21 | ▲ 5 | 36,839 | ▲ 14.7 | 19,179 | 8,050 | 8,293 | 1,319 | ▲ 242 | |

| | Detached House | | | | | | | | | | | | | | |
|--------|-------------------------|--|--|---------------------------------|----------------------------------|---|------------------------|--|--------------------------------|--|--|----------------------------------|---|----------|--|
| | numbers of transactions | change compared to year-earlier month(%) | numbers of transactions by transaction party | | | | | trend of transaction of Private corporation (buy-sell) | gross area of transactions (㎡) | change compared to year-earlier month(%) | gross area of transactions by transaction party(㎡) | | | | trend of transaction of Private corporation (buy-sell) |
| | | | Individual→ Individual | Individual→ Private corporation | Private corporation → Individual | Private corporation → Private corporation | Individual→ Individual | | | | Individual→ Private corporation | Private corporation → Individual | Private corporation → Private corporation | | |
| Apr-08 | 1,089 | | 664 | 207 | 208 | 10 | ▲ 1 | 393,985 | | 246,798 | 74,691 | 64,291 | 8,206 | 10,400 | |
| May-08 | 1,111 | | 670 | 231 | 185 | 21 | ▲ 47 | 370,172 | | 214,903 | 80,325 | 61,253 | 12,706 | 19,255 | |
| Jun-08 | 1,120 | | 686 | 194 | 226 | 12 | ▲ 31 | 362,387 | | 221,511 | 61,811 | 68,872 | 9,810 | ▲ 6,862 | |
| Jul-08 | 1,291 | | 738 | 275 | 259 | 16 | ▲ 16 | 437,849 | | 235,537 | 101,844 | 87,614 | 11,857 | 14,230 | |
| Aug-08 | 1,113 | | 660 | 215 | 219 | 17 | ▲ 4 | 423,786 | | 221,391 | 124,550 | 71,649 | 5,628 | 52,901 | |
| Sep-08 | 1,072 | | 663 | 194 | 193 | 19 | ▲ 1 | 353,187 | | 216,894 | 68,466 | 60,464 | 6,682 | 8,001 | |
| Oct-08 | 1,365 | | 816 | 286 | 243 | 12 | ▲ 43 | 470,241 | | 278,899 | 103,486 | 73,533 | 12,155 | 29,954 | |
| Nov-08 | 1,116 | | 645 | 220 | 226 | 14 | ▲ 6 | 375,051 | | 220,085 | 76,997 | 70,075 | 4,142 | 6,922 | |
| Dec-08 | 1,229 | | 746 | 226 | 243 | 7 | ▲ 17 | 406,971 | | 240,311 | 76,361 | 82,915 | 3,996 | ▲ 6,554 | |
| Jan-09 | 884 | | 463 | 239 | 172 | 10 | ▲ 67 | 279,220 | | 140,888 | 79,849 | 54,514 | 3,970 | 25,335 | |
| Feb-09 | 934 | | 536 | 185 | 196 | 13 | ▲ 11 | 305,796 | | 175,515 | 53,441 | 62,905 | 12,839 | ▲ 9,464 | |
| Mar-09 | 1,412 | | 828 | 246 | 311 | 23 | ▲ 65 | 484,674 | | 278,864 | 83,114 | 102,178 | 18,222 | ▲ 19,064 | |
| Apr-09 | 1,205 | 10.7 | 682 | 224 | 283 | 13 | ▲ 59 | 398,292 | 1.1 | 224,810 | 75,852 | 87,065 | 8,854 | ▲ 11,213 | |
| May-09 | 982 | ▲ 11.6 | 569 | 186 | 218 | 5 | ▲ 32 | 320,494 | ▲ 13.4 | 190,105 | 59,254 | 64,586 | 4,381 | ▲ 5,332 | |
| Jun-09 | 1,244 | 11.1 | 720 | 237 | 272 | 10 | ▲ 34 | 493,715 | 36.2 | 331,864 | 73,731 | 80,295 | 6,190 | ▲ 6,431 | |
| Jul-09 | 1,289 | ▲ 0.2 | 732 | 279 | 265 | 11 | ▲ 14 | 421,551 | ▲ 3.7 | 241,555 | 98,543 | 73,941 | 6,982 | 24,602 | |
| Aug-09 | 1,126 | 1.2 | 656 | 247 | 210 | 13 | ▲ 37 | 404,033 | ▲ 4.7 | 240,602 | 88,411 | 65,402 | 9,617 | 23,009 | |
| Sep-09 | 1,189 | 10.9 | 672 | 258 | 234 | 24 | ▲ 24 | 388,856 | 10.1 | 215,273 | 93,226 | 67,884 | 12,123 | 25,342 | |
| Oct-09 | 1,240 | ▲ 9.2 | 694 | 277 | 255 | 11 | ▲ 23 | 458,546 | ▲ 2.5 | 248,025 | 94,302 | 79,978 | 31,896 | 15,799 | |
| Nov-09 | 1,292 | 15.8 | 751 | 270 | 257 | 12 | ▲ 15 | 449,569 | 19.9 | 267,595 | 91,324 | 84,522 | 5,628 | 7,302 | |
| Dec-09 | 1,260 | 2.5 | 708 | 285 | 245 | 11 | ▲ 41 | 427,647 | 5.1 | 238,164 | 106,506 | 72,406 | 5,857 | 34,597 | |
| Jan-10 | 842 | ▲ 4.8 | 453 | 221 | 156 | 9 | ▲ 66 | 305,818 | 9.5 | 175,634 | 78,905 | 47,404 | 2,406 | 32,315 | |
| Feb-10 | 976 | 4.5 | 507 | 241 | 209 | 15 | ▲ 32 | 340,673 | 11.4 | 174,850 | 86,608 | 63,470 | 9,544 | 17,891 | |
| Mar-10 | 1,448 | 2.5 | 808 | 302 | 312 | 19 | ▲ 9 | 498,437 | 2.8 | 273,576 | 115,669 | 99,719 | 6,650 | 16,693 | |
| Apr-10 | 1,220 | 1.2 | 635 | 272 | 295 | 17 | ▲ 23 | 427,549 | 7.3 | 219,384 | 103,595 | 96,429 | 7,928 | 7,167 | |
| May-10 | 1,060 | 7.9 | 591 | 228 | 225 | 12 | ▲ 6 | 360,974 | 12.6 | 201,497 | 82,755 | 69,147 | 6,530 | 14,269 | |
| Jun-10 | 1,237 | ▲ 0.6 | 675 | 265 | 283 | 12 | ▲ 17 | 441,459 | ▲ 10.6 | 240,751 | 94,941 | 99,766 | 4,430 | ▲ 3,720 | |
| Jul-10 | 1,248 | ▲ 3.2 | 700 | 256 | 268 | 24 | ▲ 12 | 462,916 | 9.8 | 237,422 | 99,656 | 91,551 | 34,287 | 8,105 | |
| Aug-10 | 1,134 | 0.7 | 640 | 253 | 216 | 24 | ▲ 38 | 410,055 | 1.5 | 215,778 | 104,616 | 70,324 | 18,819 | 34,810 | |
| Sep-10 | 1,209 | 1.7 | 682 | 248 | 267 | 12 | ▲ 19 | 438,525 | 12.8 | 236,392 | 98,484 | 89,476 | 14,172 | 9,008 | |
| Oct-10 | 1,182 | ▲ 4.7 | 632 | 285 | 249 | 13 | ▲ 37 | 426,795 | ▲ 6.9 | 217,983 | 115,723 | 88,557 | 3,605 | 27,594 | |
| Nov-10 | 1,181 | ▲ 8.6 | 684 | 235 | 249 | 12 | ▲ 14 | 876,872 | 95.0 | 235,632 | 556,981 | 74,080 | 10,002 | 482,901 | |
| Dec-10 | 1,313 | 4.2 | 774 | 258 | 260 | 14 | ▲ 2 | 465,341 | 8.8 | 269,577 | 88,682 | 98,150 | 5,572 | ▲ 9,468 | |
| Jan-11 | 773 | ▲ 8.2 | 422 | 181 | 146 | 19 | ▲ 37 | 324,702 | 6.2 | 150,173 | 67,235 | 48,013 | 57,213 | 19,971 | |
| Feb-11 | 532 | ▲ 45.5 | 269 | 143 | 108 | 8 | ▲ 36 | 165,961 | ▲ 51.3 | 79,904 | 49,715 | 33,059 | 2,297 | 16,885 | |
| Mar-11 | 795 | ▲ 45.1 | 421 | 181 | 176 | 15 | ▲ 5 | 266,871 | ▲ 46.5 | 139,614 | 61,324 | 60,144 | 4,965 | 1,180 | |
| Apr-11 | 1,007 | ▲ 17.5 | 590 | 167 | 236 | 11 | ▲ 69 | 341,760 | ▲ 20.1 | 187,817 | 69,802 | 78,746 | 4,298 | ▲ 8,944 | |
| May-11 | 1,176 | 10.9 | 693 | 214 | 255 | 13 | ▲ 41 | 398,218 | 10.3 | 223,193 | 76,779 | 85,627 | 12,398 | ▲ 8,848 | |
| Jun-11 | 1,292 | 4.4 | 768 | 247 | 260 | 15 | ▲ 12 | 451,640 | 2.3 | 263,160 | 99,531 | 83,022 | 5,389 | 16,849 | |
| Jul-11 | 1,154 | ▲ 7.5 | 755 | 203 | 185 | 8 | ▲ 18 | 388,869 | ▲ 16.0 | 262,372 | 65,993 | 56,922 | 2,884 | 9,071 | |
| Aug-11 | 1,134 | 0.0 | 673 | 224 | 223 | 12 | ▲ 2 | 417,620 | 1.8 | 269,273 | 68,511 | 75,062 | 4,015 | ▲ 6,012 | |
| Sep-11 | 1,120 | ▲ 7.4 | 672 | 228 | 208 | 11 | ▲ 21 | 362,428 | ▲ 17.4 | 220,224 | 71,478 | 63,997 | 6,324 | 7,886 | |
| Oct-11 | 1,162 | ▲ 1.7 | 689 | 245 | 214 | 13 | ▲ 31 | 373,325 | ▲ 12.5 | 215,789 | 76,999 | 70,061 | 9,638 | 6,939 | |
| Nov-11 | 1,179 | ▲ 0.2 | 656 | 267 | 239 | 16 | ▲ 29 | 412,432 | ▲ 53.0 | 225,965 | 92,558 | 84,406 | 9,273 | 8,381 | |
| Dec-11 | 1,305 | ▲ 0.6 | 768 | 247 | 263 | 24 | ▲ 15 | 449,447 | ▲ 3.4 | 262,862 | 91,006 | 82,934 | 11,663 | 8,709 | |
| Jan-12 | 735 | ▲ 4.9 | 400 | 186 | 135 | 11 | ▲ 51 | 263,254 | ▲ 18.9 | 148,621 | 63,500 | 45,058 | 4,965 | 18,442 | |
| Feb-12 | 828 | 55.6 | 441 | 194 | 181 | 11 | ▲ 13 | 299,556 | 80.5 | 151,255 | 77,943 | 56,614 | 13,493 | 21,330 | |
| Mar-12 | 1,177 | 48.1 | 680 | 242 | 237 | 15 | ▲ 5 | 402,864 | 51.0 | 235,052 | 90,977 | 69,410 | 6,421 | 21,567 | |
| Apr-12 | 1,009 | 0.2 | 590 | 182 | 225 | 11 | ▲ 43 | 351,611 | 2.9 | 213,618 | 58,793 | 68,251 | 9,620 | ▲ 9,457 | |
| May-12 | 1,147 | ▲ 2.5 | 649 | 269 | 213 | 16 | ▲ 56 | 369,630 | ▲ 7.2 | 207,246 | 91,310 | 60,870 | 10,205 | 30,440 | |
| Jun-12 | 1,150 | ▲ 11.0 | 673 | 251 | 207 | 18 | ▲ 44 | 374,194 | ▲ 17.1 | 218,658 | 80,338 | 64,975 | 9,404 | 15,363 | |
| Jul-12 | 1,267 | 9.8 | 724 | 263 | 262 | 17 | ▲ 2 | 409,880 | 5.4 | 238,085 | 86,098 | 75,804 | 9,601 | 10,565 | |
| Aug-12 | 1,135 | 0.1 | 639 | 250 | 230 | 14 | ▲ 20 | 376,068 | ▲ 9.9 | 216,880 | 77,266 | 71,668 | 9,239 | 5,598 | |
| Sep-12 | 1,048 | ▲ 6.4 | 633 | 216 | 187 | 10 | ▲ 29 | 354,801 | ▲ 2.1 | 201,747 | 88,070 | 60,660 | 3,806 | 27,410 | |
| Oct-12 | 1,350 | 16.2 | 765 | 295 | 263 | 25 | ▲ 32 | 466,771 | 25.0 | 267,021 | 104,404 | 82,862 | 11,613 | 21,542 | |
| Nov-12 | 1,298 | 10.1 | 795 | 282 | 207 | 13 | ▲ 76 | 442,592 | 7.3 | 274,058 | 101,296 | 59,826 | 6,392 | 42,489 | |
| Dec-12 | 1,296 | ▲ 0.7 | 732 | 297 | 243 | 18 | ▲ 56 | 440,041 | ▲ 2.1 | 244,103 | 97,531 | 88,437 | 7,765 | 9,814 | |
| Jan-13 | 731 | ▲ 0.5 | 401 | 190 | 126 | 12 | ▲ 64 | 248,962 | ▲ 5.4 | 136,722 | 67,179 | 40,133 | 4,446 | 27,047 | |
| Feb-13 | 839 | 1.3 | 457 | 189 | 176 | 16 | ▲ 13 | 283,653 | ▲ 5.3 | 154,872 | 63,272 | 53,894 | 11,332 | 9,378 | |
| Mar-13 | 1,193 | 1.4 | 666 | 267 | 243 | 16 | ▲ 25 | 395,777 | ▲ 1.8 | 220,880 | 94,487 | 74,764 | 5,391 | 19,979 | |
| Apr-13 | 1,128 | 11.8 | 689 | 211 | 220 | 6 | ▲ 9 | 365,865 | 4.1 | 231,439 | 66,917 | 64,905 | 2,026 | 2,012 | |
| May-13 | 1,125 | ▲ 1.9 | 643 | 249 | 220 | 13 | ▲ 29 | 396,137 | 7.2 | 231,500 | 81,379 | 75,156 | 8,102 | 6,223 | |
| Jun-13 | 1,221 | 6.2 | 691 | 269 | 243 | 17 | ▲ 26 | 399,057 | 6.6 | 221,952 | 90,519 | 78,827 | 7,665 | 11,692 | |
| Jul-13 | 1,301 | 2.7 | 739 | 280 | 270 | 10 | ▲ 11 | 434,548 | 6.0 | 238,666 | 93,634 | 88,236 | 13,484 | 5,717 | |
| Aug-13 | 1,144 | 0.8 | 660 | 253 | 221 | 8 | ▲ 33 | 393,240 | 4.6 | 230,633 | 85,419 | 71,837 | 3,577 | 15,078 | |
| Sep-13 | 1,116 | 6.5 | 663 | 231 | 202 | 19 | ▲ 29 | 405,921 | 14.4 | 243,583 | 73,961 | 71,778 | 16,100 | 2,182 | |
| Oct-13 | 1,383 | 2.4 | 770 | 312 | 290 | 10 | ▲ 22 | 476,698 | 2.1 | 266,491 | 98,606 | 97,556 | 13,536 | 1,050 | |
| Nov-13 | 1,316 | 1.4 | 777 | 270 | 250 | 14 | ▲ 23 | 443,023 | 0.1 | 272,001 | 88,697 | 76,619 | 3,860 | 13,443 | |
| Dec-13 | 1,419 | 9.5 | 838 | 295 | 273 | 12 | ▲ 23 | 509,425 | 15.8 | 294,226 | 106,032 | 91,481 | 16,683 | 15,553 | |
| Jan-14 | 859 | 17.5 | 456 | 199 | 163 | 8 | ▲ 38 | 289,571 | 16.3 | 164,328 | 65,374 | 50,692 | 2,274 | 15,605 | |
| Feb-14 | 967 | 15.3 | 534 | 225 | 188 | 19 | ▲ 37 | 315,177 | 11.1 | 171,487 | 78,008 | 54,070 | 11,149 | 23,938 | |
| Mar-14 | 1,605 | 34.5 | 943 | 290 | 340 | 26 | ▲ 49 | 511,065 | 29.1 | 301,662 | 96,882 | 99,337 | 11,081 | ▲ 1,873 | |
| Apr-14 | 1,099 | ▲ 2.6 | 652 | 233 | 193 | 19 | ▲ 40 | 378,867 | 3.6 | 227,425 | 90,310 | 53,837 | 7,003 | 36,473 | |
| May-14 | 1,021 | ▲ 9.2 | 573 | 270 | 161 | 14 | ▲ 108 | 334,876 | ▲ 15.5 | 190,080 | 84,884 | 51,027 | 7,430 | 33,235 | |
| Jun-14 | 1,224 | 0.2 | 707 | 272 | 232 | 12 | ▲ 40 | 416,646 | 4.4 | 235,693 | 98,980 | 74,834 | 5,571 | 24,147 | |
| Jul-14 | 1,276 | ▲ 1.9 | 771 | 240 | 249 | 15 | ▲ 9 | 431,043 | ▲ 0.8 | 240,449 | 97,100 | 79,956 | 13,186 | 17,144 | |
| Aug-14 | 1,284 | ▲ 14.0 | 541 | 226 | 205 | 11 | ▲ 21 | 329,103 | ▲ 16.3 | 185,919 | 73,268 | 62,790 | 6,749 | 10,477 | |
| Sep-14 | 1,207 | 8.2 | 697 | 267 | 220 | 19 | ▲ 48 | 432,941 | 6.7 | 266,227 | 87,917 | 71,073 | 6,571 | 17,043 | |
| Oct-14 | 1,354 | ▲ 2.1 | 772 | 294 | 270 | 13 | ▲ 24 | 453,168 | ▲ 4.9 | 252,484 | 96,484 | 94,034 | 8,914 | 2,450 | |
| Nov-14 | 1,186 | ▲ 9.9 | 710 | 260 | 200 | 14 | ▲ 61 | 386,223 | ▲ 12.8 | 240,949 | 78,102 | 61,525 | 4,468 | 17,220 | |
| Dec-14 | 1,408 | ▲ 0.8 | 804 | 336 | 248 | 19 | ▲ 88 | 487,265 | ▲ 4.3 | 289,095 | 120,278 | 67,677 | 9,930 | 52,601 | |
| Jan-15 | 790 | ▲ 8.0 | 416 | 200 | 163 | 9 | ▲ 38 | 310,055 | | | | | | | |

| | Condominiums | | | | | | | | | | | | | | | |
|--------|-------------------------|--|--|---------------------------------|---------------------------------|--|------------|--|--|--|--|---------------------------------|--|------------|--|--|
| | numbers of transactions | change compared to year-earlier month(%) | numbers of transactions by transaction party | | | | | trend of transaction of Private corporation (buy-sell) | gross area of transactions (m ²) | change compared to year-earlier month(%) | gross area of transactions by transaction party(m ²) | | | | | trend of transaction of Private corporation (buy-sell) |
| | | | Individual→ Individual | Individual→ Private corporation | Private corporation→ Individual | Private corporation→ Private corporation | Individual | | | | Individual→ Private corporation | Private corporation→ Individual | Private corporation→ Private corporation | Individual | | |
| Apr-08 | 302 | | 200 | 43 | 55 | 4 | ▲ 12 | 17,577 | | 12,015 | 2,222 | 3,111 | 228 | ▲ 889 | | |
| May-08 | 243 | | 177 | 24 | 39 | 3 | ▲ 15 | 14,902 | | 11,101 | 1,439 | 2,207 | 155 | ▲ 768 | | |
| Jun-08 | 258 | | 165 | 36 | 52 | 5 | ▲ 16 | 15,684 | | 9,975 | 2,117 | 3,350 | 243 | ▲ 1,233 | | |
| Jul-08 | 289 | | 193 | 39 | 50 | 7 | ▲ 11 | 17,695 | | 11,919 | 2,303 | 3,152 | 321 | ▲ 848 | | |
| Aug-08 | 240 | | 155 | 35 | 44 | 6 | ▲ 9 | 14,620 | | 9,126 | 2,293 | 2,928 | 272 | ▲ 634 | | |
| Sep-08 | 250 | | 174 | 21 | 51 | 4 | ▲ 30 | 15,266 | | 10,439 | 1,410 | 3,176 | 241 | ▲ 1,765 | | |
| Oct-08 | 271 | | 164 | 35 | 70 | 2 | ▲ 35 | 17,064 | | 9,859 | 2,259 | 4,805 | 301 | ▲ 2,546 | | |
| Nov-08 | 257 | | 135 | 30 | 87 | 5 | ▲ 57 | 15,266 | | 7,868 | 1,699 | 5,391 | 149 | ▲ 3,692 | | |
| Dec-08 | 316 | | 201 | 26 | 87 | 2 | ▲ 61 | 19,202 | | 11,786 | 1,521 | 5,773 | 122 | ▲ 4,252 | | |
| Jan-09 | 231 | | 132 | 31 | 64 | 4 | ▲ 33 | 14,170 | | 7,743 | 1,878 | 4,266 | 283 | ▲ 2,388 | | |
| Feb-09 | 294 | | 164 | 30 | 97 | 3 | ▲ 67 | 17,276 | | 9,078 | 1,566 | 6,539 | 93 | ▲ 4,974 | | |
| Mar-09 | 431 | | 245 | 34 | 144 | 8 | ▲ 110 | 27,465 | | 15,309 | 1,814 | 9,818 | 523 | ▲ 8,004 | | |
| Apr-09 | 324 | 7.3 | 164 | 31 | 127 | 1 | ▲ 96 | 20,847 | 18.6 | 9,972 | 1,888 | 8,837 | 72 | ▲ 6,949 | | |
| May-09 | 255 | 4.9 | 140 | 20 | 93 | 2 | ▲ 73 | 16,637 | 11.6 | 8,798 | 1,326 | 6,432 | 81 | ▲ 5,106 | | |
| Jun-09 | 312 | 20.9 | 174 | 41 | 96 | 1 | ▲ 55 | 19,488 | 24.3 | 10,628 | 2,392 | 6,385 | 83 | ▲ 3,993 | | |
| Jul-09 | 379 | 31.1 | 203 | 45 | 127 | 4 | ▲ 82 | 24,474 | 38.3 | 12,389 | 2,812 | 9,148 | 126 | ▲ 6,336 | | |
| Aug-09 | 279 | 16.3 | 162 | 25 | 90 | 2 | ▲ 65 | 16,928 | 15.8 | 9,220 | 1,415 | 6,192 | 101 | ▲ 4,777 | | |
| Sep-09 | 252 | 0.8 | 148 | 34 | 66 | 4 | ▲ 32 | 15,906 | 4.2 | 8,897 | 2,170 | 4,548 | 291 | ▲ 2,378 | | |
| Oct-09 | 306 | 12.9 | 185 | 40 | 78 | 3 | ▲ 38 | 18,903 | 10.8 | 11,705 | 2,070 | 5,000 | 129 | ▲ 2,930 | | |
| Nov-09 | 317 | 23.3 | 199 | 41 | 74 | 3 | ▲ 33 | 19,694 | 29.0 | 12,289 | 2,205 | 5,031 | 169 | ▲ 2,825 | | |
| Dec-09 | 286 | ▲ 9.5 | 175 | 28 | 78 | 5 | ▲ 50 | 17,656 | ▲ 8.1 | 10,754 | 1,664 | 4,925 | 312 | ▲ 3,261 | | |
| Jan-10 | 223 | ▲ 3.5 | 132 | 31 | 56 | 4 | ▲ 25 | 13,447 | ▲ 5.1 | 7,754 | 1,841 | 3,670 | 182 | ▲ 1,829 | | |
| Feb-10 | 305 | 3.7 | 161 | 41 | 93 | 10 | ▲ 52 | 18,827 | 9.0 | 9,478 | 2,323 | 6,549 | 477 | ▲ 4,226 | | |
| Mar-10 | 530 | 23.0 | 260 | 58 | 194 | 18 | ▲ 136 | 34,169 | 24.4 | 16,087 | 3,433 | 13,351 | 1,298 | ▲ 9,918 | | |
| Apr-10 | 363 | 12.0 | 210 | 56 | 84 | 13 | ▲ 28 | 22,081 | 5.9 | 12,459 | 3,295 | 5,564 | 762 | ▲ 2,269 | | |
| May-10 | 296 | 16.1 | 177 | 41 | 71 | 7 | ▲ 30 | 17,445 | 4.9 | 10,405 | 2,111 | 4,592 | 338 | ▲ 2,481 | | |
| Jun-10 | 361 | 15.7 | 202 | 40 | 110 | 9 | ▲ 70 | 21,306 | 9.3 | 11,609 | 2,236 | 6,842 | 620 | ▲ 4,606 | | |
| Jul-10 | 316 | ▲ 16.6 | 204 | 40 | 69 | 3 | ▲ 29 | 18,957 | ▲ 22.5 | 11,975 | 2,249 | 4,528 | 205 | ▲ 2,279 | | |
| Aug-10 | 264 | ▲ 5.4 | 157 | 44 | 56 | 7 | ▲ 12 | 16,084 | ▲ 5.0 | 9,329 | 2,715 | 3,700 | 340 | ▲ 985 | | |
| Sep-10 | 321 | 27.4 | 179 | 42 | 93 | 7 | ▲ 51 | 19,593 | 23.2 | 10,520 | 2,525 | 6,193 | 354 | ▲ 3,668 | | |
| Oct-10 | 295 | ▲ 3.6 | 171 | 39 | 78 | 7 | ▲ 39 | 18,196 | ▲ 3.7 | 10,418 | 2,249 | 5,070 | 459 | ▲ 2,821 | | |
| Nov-10 | 361 | 13.9 | 203 | 49 | 106 | 3 | ▲ 57 | 22,833 | 15.9 | 12,701 | 2,747 | 7,223 | 162 | ▲ 4,476 | | |
| Dec-10 | 320 | 11.9 | 191 | 34 | 90 | 5 | ▲ 56 | 19,925 | 12.9 | 11,849 | 1,838 | 6,094 | 144 | ▲ 4,256 | | |
| Jan-11 | 242 | 8.5 | 148 | 44 | 48 | 2 | ▲ 4 | 15,286 | 13.7 | 9,005 | 3,007 | 3,204 | 70 | ▲ 197 | | |
| Feb-11 | 144 | ▲ 52.8 | 88 | 19 | 35 | 2 | ▲ 16 | 8,957 | ▲ 52.4 | 5,130 | 1,175 | 2,546 | 105 | ▲ 1,371 | | |
| Mar-11 | 207 | ▲ 60.9 | 94 | 22 | 86 | 5 | ▲ 64 | 13,199 | ▲ 61.4 | 5,797 | 1,083 | 6,020 | 299 | ▲ 4,936 | | |
| Apr-11 | 306 | ▲ 15.7 | 187 | 21 | 94 | 4 | ▲ 73 | 19,595 | ▲ 11.3 | 11,928 | 1,256 | 6,207 | 204 | ▲ 4,951 | | |
| May-11 | 283 | ▲ 4.4 | 192 | 38 | 48 | 5 | ▲ 10 | 17,977 | 3.1 | 12,103 | 2,347 | 3,244 | 284 | ▲ 896 | | |
| Jun-11 | 287 | ▲ 20.5 | 156 | 38 | 75 | 18 | ▲ 37 | 17,514 | ▲ 17.8 | 9,438 | 2,363 | 5,263 | 449 | ▲ 2,900 | | |
| Jul-11 | 280 | ▲ 11.4 | 172 | 32 | 73 | 3 | ▲ 41 | 17,271 | ▲ 8.9 | 10,458 | 1,754 | 4,928 | 132 | ▲ 3,174 | | |
| Aug-11 | 250 | ▲ 5.3 | 156 | 36 | 55 | 3 | ▲ 19 | 15,497 | ▲ 3.6 | 9,609 | 1,884 | 3,740 | 267 | ▲ 1,855 | | |
| Sep-11 | 300 | ▲ 6.5 | 191 | 48 | 57 | 4 | ▲ 9 | 18,400 | ▲ 6.1 | 11,596 | 2,860 | 3,706 | 235 | ▲ 846 | | |
| Oct-11 | 297 | 0.7 | 174 | 54 | 63 | 6 | ▲ 9 | 18,087 | ▲ 0.6 | 10,588 | 3,285 | 3,901 | 313 | ▲ 616 | | |
| Nov-11 | 330 | ▲ 8.6 | 195 | 68 | 65 | 2 | 3 | 19,910 | ▲ 12.8 | 11,491 | 4,090 | 4,222 | 107 | ▲ 132 | | |
| Dec-11 | 327 | 2.2 | 191 | 71 | 54 | 11 | 17 | 19,356 | ▲ 2.9 | 11,163 | 4,072 | 3,539 | 582 | 533 | | |
| Jan-12 | 222 | ▲ 8.3 | 131 | 40 | 44 | 7 | ▲ 4 | 13,440 | ▲ 12.1 | 8,162 | 2,335 | 2,719 | 222 | ▲ 384 | | |
| Feb-12 | 271 | 88.2 | 170 | 40 | 51 | 10 | ▲ 11 | 15,720 | 75.5 | 9,896 | 2,065 | 3,090 | 670 | ▲ 1,025 | | |
| Mar-12 | 440 | 112.6 | 277 | 48 | 100 | 15 | ▲ 52 | 28,007 | 112.2 | 17,440 | 2,972 | 6,513 | 1,082 | ▲ 3,541 | | |
| Apr-12 | 305 | ▲ 0.3 | 183 | 47 | 67 | 8 | ▲ 20 | 17,690 | ▲ 9.7 | 10,468 | 2,686 | 4,201 | 335 | ▲ 1,515 | | |
| May-12 | 309 | 9.2 | 185 | 53 | 59 | 12 | ▲ 6 | 18,596 | 3.4 | 11,262 | 2,913 | 3,678 | 743 | ▲ 766 | | |
| Jun-12 | 317 | 10.5 | 201 | 52 | 61 | 3 | ▲ 9 | 18,955 | 8.2 | 12,108 | 2,867 | 3,816 | 165 | ▲ 949 | | |
| Jul-12 | 310 | 10.7 | 184 | 58 | 58 | 10 | 0 | 18,817 | 9.0 | 11,500 | 3,133 | 3,727 | 457 | ▲ 594 | | |
| Aug-12 | 271 | 8.4 | 159 | 44 | 56 | 12 | ▲ 12 | 16,193 | 4.5 | 9,581 | 2,500 | 3,486 | 626 | ▲ 985 | | |
| Sep-12 | 335 | 11.7 | 193 | 60 | 75 | 7 | ▲ 15 | 19,442 | 5.7 | 11,375 | 3,223 | 4,447 | 397 | ▲ 1,225 | | |
| Oct-12 | 296 | ▲ 0.3 | 185 | 47 | 56 | 8 | ▲ 9 | 18,291 | 1.1 | 11,718 | 2,772 | 3,315 | 486 | ▲ 543 | | |
| Nov-12 | 316 | ▲ 4.2 | 194 | 58 | 54 | 10 | 4 | 19,313 | ▲ 3.0 | 11,842 | 3,327 | 3,341 | 803 | ▲ 15 | | |
| Dec-12 | 319 | ▲ 2.4 | 179 | 55 | 65 | 20 | ▲ 10 | 19,079 | ▲ 1.4 | 10,906 | 3,212 | 4,172 | 790 | ▲ 960 | | |
| Jan-13 | 222 | 0.0 | 120 | 44 | 54 | 4 | ▲ 10 | 13,275 | ▲ 1.2 | 7,637 | 2,530 | 2,824 | 284 | ▲ 294 | | |
| Feb-13 | 224 | ▲ 17.3 | 135 | 42 | 39 | 8 | 3 | 13,157 | ▲ 16.3 | 8,246 | 2,234 | 2,353 | 324 | ▲ 119 | | |
| Mar-13 | 457 | 3.9 | 266 | 57 | 119 | 15 | ▲ 62 | 28,284 | 1.0 | 16,439 | 3,262 | 7,795 | 788 | ▲ 4,533 | | |
| Apr-13 | 364 | 19.3 | 238 | 67 | 55 | 4 | 12 | 22,487 | 27.1 | 15,166 | 3,912 | 3,315 | 94 | 597 | | |
| May-13 | 357 | 15.5 | 241 | 48 | 53 | 15 | ▲ 5 | 21,187 | 13.9 | 14,428 | 2,831 | 3,042 | 886 | ▲ 211 | | |
| Jun-13 | 361 | 13.9 | 237 | 63 | 58 | 3 | 5 | 22,027 | 16.2 | 14,474 | 3,740 | 3,638 | 176 | 101 | | |
| Jul-13 | 355 | 14.5 | 228 | 73 | 48 | 6 | 25 | 21,506 | 14.3 | 14,032 | 4,049 | 3,084 | 340 | 965 | | |
| Aug-13 | 301 | 11.1 | 192 | 50 | 49 | 10 | 1 | 17,706 | 9.3 | 11,229 | 2,891 | 3,045 | 541 | ▲ 154 | | |
| Sep-13 | 281 | ▲ 16.1 | 176 | 44 | 54 | 7 | ▲ 10 | 17,022 | ▲ 12.4 | 10,797 | 2,567 | 3,306 | 353 | ▲ 738 | | |
| Oct-13 | 317 | 7.1 | 203 | 48 | 59 | 7 | ▲ 11 | 18,926 | 3.5 | 12,276 | 2,713 | 3,499 | 437 | ▲ 786 | | |
| Nov-13 | 317 | 0.3 | 205 | 57 | 53 | 2 | 4 | 19,170 | ▲ 0.7 | 12,467 | 3,379 | 3,222 | 101 | 157 | | |
| Dec-13 | 338 | 6.0 | 212 | 70 | 44 | 12 | 26 | 20,402 | 6.9 | 13,031 | 4,150 | 2,651 | 570 | 1,499 | | |
| Jan-14 | 264 | 18.9 | 144 | 56 | 54 | 10 | 2 | 15,762 | 18.7 | 8,634 | 3,311 | 3,266 | 552 | 45 | | |
| Feb-14 | 353 | 57.6 | 214 | 63 | 65 | 11 | ▲ 2 | 21,011 | 59.7 | 12,822 | 3,643 | 4,036 | 510 | ▲ 394 | | |
| Mar-14 | 501 | 9.6 | 322 | 75 | 92 | 12 | ▲ 17 | 30,812 | 8.9 | 20,223 | 4,361 | 5,549 | 678 | ▲ 1,188 | | |
| Apr-14 | 324 | ▲ 11.0 | 204 | 67 | 48 | 5 | 19 | 19,548 | ▲ 13.1 | 12,913 | 3,687 | 2,708 | 240 | 979 | | |
| May-14 | 298 | ▲ 16.5 | 192 | 55 | 39 | 12 | 16 | 17,307 | ▲ 18.3 | 11,674 | 2,916 | 2,138 | 579 | 778 | | |
| Jun-14 | 339 | ▲ 6.1 | 195 | 83 | 50 | 11 | 33 | 20,128 | ▲ 8.6 | 11,939 | 4,714 | 2,915 | 561 | 1,799 | | |
| Jul-14 | 359 | 1.1 | 215 | 71 | 66 | 7 | 5 | 22,130 | 2.9 | 13,386 | 4,207 | 4,140 | 397 | 67 | | |
| Aug-14 | 279 | ▲ 7.3 | 184 | 50 | 39 | 6 | 11 | 17,338 | ▲ 2.1 | 11,783 | 2,847 | 2,372 | 336 | 474 | | |
| Sep-14 | 339 | 20.6 | 210 | 55 | 66 | 8 | ▲ 11 | 20,233 | 18.9 | 12,961 | 3,066 | 3,704 | 501 | ▲ 638 | | |
| Oct-14 | 369 | 16.4 | 218 | 67 | 71 | 13 | ▲ 4 | 22,167 | 17.1 | 13,570 | 3,654 | 4,402 | 542 | ▲ 747 | | |
| Nov-14 | 306 | ▲ 3.5 | 172 | 65 | 60 | 9 | 5 | 17,603 | ▲ 8.2 | 10,355 | 3,455 | 3,387 | 407 | 68 | | |
| Dec-14 | 366 | 8.3 | 220 | 82 | 55 | 9 | 27 | 22,068 | 8.2 | 13,507 | 4,793 | 3,100 | 669 | 1,692 | | |
| Jan-15 | 253 | ▲ 4.2 | 146 | 53 | 49 | 5 | 4 | 15,233 | ▲ 3.4 | 9,037 | 3,097 | 2,831 | 268 | 266 | | |
| Feb-15 | 311 | ▲ 11.9 | 180 | 65 | 50 | 16 | 15 | 17,833 | ▲ 15.1 | 10,410 | 3,620 | 2,970 | 832 | 650 | | |
| Mar-15 | 500 | ▲ 0.2 | 304 | 95 | 91 | 10 | 4 | 31,020 | 0.7 | 19,471 | 5,706 | 5,259 | 584 | 447 | | |

2-3 Kanto

| | Detached House | | | | | | | | | | | | | | | |
|--------|-------------------------|--|--|--------------------------------|--------------------------------|---|--|-----------------------|--------------------------------|--|--|--------------------------------|---|----------|--|--|
| | numbers of transactions | change compared to year-earlier month(%) | numbers of transactions by transaction party | | | | | | gross area of transactions (㎡) | change compared to year-earlier month(%) | gross area of transactions by transaction party(㎡) | | | | | trend of transaction of Private corporation (buy-sell) |
| | | | Individual→Individual | Individual→Private corporation | Private corporation→Individual | Private corporation→Private corporation | trend of transaction of Private corporation (buy-sell) | Individual→Individual | | | Individual→Private corporation | Private corporation→Individual | Private corporation→Private corporation | | | |
| Apr-08 | 4,071 | | 2,277 | 906 | 782 | 102 | 125 | 803,219 | | 430,495 | 198,095 | 141,892 | 31,547 | 56,604 | | |
| May-08 | 4,000 | | 2,249 | 836 | 835 | 75 | 1 | 784,267 | | 414,762 | 188,032 | 158,571 | 21,828 | 29,461 | | |
| Jun-08 | 4,167 | | 2,314 | 811 | 945 | 90 | ▲ 133 | 816,474 | | 425,804 | 188,252 | 169,499 | 31,320 | 18,912 | | |
| Jul-08 | 4,302 | | 2,416 | 932 | 863 | 85 | 69 | 905,674 | | 484,863 | 212,524 | 172,937 | 34,471 | 39,587 | | |
| Aug-08 | 3,766 | | 2,151 | 780 | 758 | 72 | 24 | 747,596 | | 421,551 | 162,527 | 142,969 | 19,195 | 20,181 | | |
| Sep-08 | 3,861 | | 2,175 | 804 | 775 | 88 | 32 | 785,889 | | 409,020 | 186,377 | 156,341 | 28,963 | 31,544 | | |
| Oct-08 | 3,991 | | 2,205 | 847 | 834 | 98 | 12 | 830,420 | | 437,049 | 193,963 | 167,501 | 29,892 | 26,149 | | |
| Nov-08 | 3,783 | | 2,161 | 785 | 734 | 92 | 52 | 786,374 | | 420,566 | 187,092 | 148,428 | 30,086 | 40,786 | | |
| Dec-08 | 4,008 | | 2,256 | 792 | 864 | 89 | ▲ 73 | 796,654 | | 437,978 | 171,319 | 163,041 | 22,043 | 7,644 | | |
| Jan-09 | 3,034 | | 1,660 | 690 | 602 | 75 | 88 | 617,125 | | 314,679 | 148,438 | 125,070 | 27,022 | 23,368 | | |
| Feb-09 | 3,187 | | 1,800 | 574 | 732 | 71 | ▲ 159 | 652,875 | | 354,957 | 131,360 | 145,807 | 17,101 | ▲ 16,117 | | |
| Mar-09 | 5,204 | | 3,109 | 852 | 1,119 | 114 | ▲ 266 | 1,021,980 | | 565,866 | 194,505 | 215,082 | 42,580 | ▲ 19,503 | | |
| Apr-09 | 3,967 | ▲ 2.6 | 2,314 | 740 | 826 | 81 | ▲ 86 | 808,365 | 0.6 | 450,790 | 176,102 | 156,605 | 23,011 | 19,497 | | |
| May-09 | 3,647 | ▲ 8.8 | 2,079 | 677 | 819 | 65 | ▲ 142 | 726,661 | ▲ 7.3 | 391,609 | 145,115 | 162,470 | 25,662 | ▲ 17,355 | | |
| Jun-09 | 4,262 | 2.3 | 2,483 | 791 | 890 | 90 | ▲ 98 | 892,111 | 9.3 | 483,184 | 186,558 | 191,614 | 26,049 | ▲ 3,525 | | |
| Jul-09 | 4,494 | 4.5 | 2,621 | 882 | 914 | 73 | ▲ 31 | 921,275 | 1.7 | 490,018 | 212,598 | 193,426 | 24,551 | 19,285 | | |
| Aug-09 | 3,708 | ▲ 1.5 | 2,156 | 758 | 712 | 74 | 46 | 752,606 | 0.7 | 414,906 | 171,743 | 145,358 | 18,939 | 26,385 | | |
| Sep-09 | 3,887 | 0.7 | 2,268 | 782 | 734 | 94 | 52 | 811,835 | 3.3 | 423,846 | 175,453 | 155,864 | 54,321 | 20,812 | | |
| Oct-09 | 4,298 | 7.7 | 2,398 | 982 | 824 | 90 | 159 | 927,328 | 11.7 | 463,550 | 244,437 | 183,740 | 34,988 | 60,877 | | |
| Nov-09 | 4,219 | 11.5 | 2,466 | 885 | 785 | 78 | 100 | 905,134 | 15.1 | 481,069 | 235,671 | 161,607 | 24,678 | 74,064 | | |
| Dec-09 | 4,190 | 4.5 | 2,374 | 909 | 812 | 87 | 99 | 888,038 | 11.5 | 463,725 | 224,203 | 167,580 | 29,933 | 56,890 | | |
| Jan-10 | 3,165 | 4.3 | 1,747 | 807 | 535 | 69 | 275 | 668,789 | 8.4 | 339,108 | 186,603 | 121,154 | 18,828 | 66,781 | | |
| Feb-10 | 3,559 | 11.7 | 2,022 | 706 | 749 | 79 | ▲ 43 | 740,091 | 13.4 | 398,714 | 158,941 | 157,283 | 24,515 | 1,658 | | |
| Mar-10 | 5,254 | 1.0 | 3,072 | 1,110 | 928 | 132 | 184 | 1,072,189 | 4.9 | 596,370 | 243,625 | 182,316 | 46,017 | 61,856 | | |
| Apr-10 | 4,312 | 8.7 | 2,469 | 966 | 807 | 66 | 160 | 887,700 | 9.8 | 462,979 | 230,755 | 168,178 | 24,769 | 62,826 | | |
| May-10 | 3,701 | 1.5 | 2,120 | 875 | 641 | 63 | 234 | 761,104 | 4.7 | 395,554 | 205,518 | 130,415 | 29,020 | 75,103 | | |
| Jun-10 | 4,225 | ▲ 0.9 | 2,322 | 979 | 818 | 104 | 162 | 898,555 | 0.7 | 464,994 | 226,700 | 173,094 | 32,983 | 53,758 | | |
| Jul-10 | 4,149 | ▲ 7.7 | 2,305 | 972 | 777 | 91 | 195 | 877,596 | ▲ 4.7 | 450,778 | 227,702 | 167,546 | 31,008 | 60,156 | | |
| Aug-10 | 3,737 | 0.8 | 2,193 | 826 | 653 | 63 | 174 | 785,339 | 4.3 | 440,053 | 185,444 | 138,343 | 20,972 | 47,494 | | |
| Sep-10 | 4,095 | 5.4 | 2,268 | 962 | 760 | 102 | 204 | 866,657 | 6.8 | 452,521 | 214,853 | 170,714 | 27,709 | 44,552 | | |
| Oct-10 | 3,870 | ▲ 10.0 | 2,122 | 963 | 714 | 68 | 251 | 821,177 | ▲ 11.4 | 413,566 | 233,732 | 153,149 | 19,947 | 81,105 | | |
| Nov-10 | 4,005 | ▲ 5.1 | 2,271 | 930 | 747 | 56 | 183 | 828,075 | ▲ 8.5 | 443,848 | 214,087 | 154,468 | 15,497 | 59,619 | | |
| Dec-10 | 4,441 | 6.0 | 2,490 | 1,002 | 853 | 91 | 150 | 910,054 | 2.5 | 475,354 | 211,099 | 186,928 | 35,768 | 24,485 | | |
| Jan-11 | 3,140 | ▲ 0.8 | 1,709 | 869 | 489 | 69 | 382 | 672,720 | 0.6 | 329,316 | 207,498 | 111,206 | 23,788 | 96,645 | | |
| Feb-11 | 3,160 | ▲ 11.2 | 1,718 | 755 | 613 | 72 | 144 | 643,868 | ▲ 13.0 | 324,791 | 165,644 | 129,633 | 22,928 | 36,884 | | |
| Mar-11 | 4,647 | ▲ 11.6 | 2,743 | 968 | 842 | 89 | 128 | 910,211 | ▲ 15.1 | 495,688 | 210,982 | 164,723 | 36,617 | 47,210 | | |
| Apr-11 | 3,527 | ▲ 18.2 | 2,065 | 796 | 601 | 62 | 196 | 702,679 | ▲ 20.8 | 386,800 | 170,236 | 128,585 | 15,946 | 41,881 | | |
| May-11 | 3,389 | ▲ 8.4 | 1,859 | 783 | 676 | 66 | 109 | 748,955 | ▲ 1.6 | 367,010 | 170,450 | 139,289 | 21,388 | 31,450 | | |
| Jun-11 | 3,871 | ▲ 8.4 | 2,179 | 811 | 805 | 72 | 6 | 786,308 | ▲ 12.5 | 413,579 | 181,995 | 161,086 | 28,598 | 20,909 | | |
| Jul-11 | 3,746 | ▲ 9.7 | 2,122 | 882 | 670 | 67 | 214 | 814,413 | ▲ 7.2 | 413,280 | 206,144 | 144,910 | 24,312 | 37,480 | | |
| Aug-11 | 3,558 | ▲ 4.8 | 1,989 | 868 | 625 | 72 | 243 | 727,982 | ▲ 7.3 | 384,259 | 201,248 | 119,578 | 21,648 | 81,670 | | |
| Sep-11 | 3,789 | ▲ 7.5 | 2,157 | 833 | 718 | 78 | 118 | 795,527 | ▲ 8.2 | 429,232 | 191,443 | 149,753 | 24,753 | 42,036 | | |
| Oct-11 | 3,388 | ▲ 12.5 | 1,895 | 799 | 621 | 66 | 180 | 712,619 | ▲ 13.2 | 372,716 | 180,905 | 128,356 | 27,696 | 53,521 | | |
| Nov-11 | 3,712 | ▲ 7.3 | 2,030 | 926 | 682 | 71 | 245 | 789,389 | ▲ 4.7 | 402,373 | 215,320 | 136,789 | 33,825 | 79,293 | | |
| Dec-11 | 4,217 | ▲ 5.0 | 2,476 | 854 | 795 | 90 | 60 | 915,255 | 0.6 | 477,369 | 204,513 | 173,670 | 53,293 | 31,037 | | |
| Jan-12 | 2,940 | ▲ 6.4 | 1,659 | 763 | 450 | 60 | 317 | 640,257 | ▲ 4.8 | 326,560 | 197,780 | 94,205 | 17,987 | 104,833 | | |
| Feb-12 | 3,412 | 8.0 | 1,878 | 800 | 669 | 63 | 132 | 713,759 | 10.9 | 362,595 | 193,729 | 137,167 | 20,002 | 56,840 | | |
| Mar-12 | 4,925 | 6.0 | 2,905 | 1,070 | 826 | 118 | 244 | 990,526 | 8.8 | 533,765 | 242,824 | 171,034 | 41,769 | 71,790 | | |
| Apr-12 | 3,561 | 1.0 | 2,038 | 812 | 652 | 53 | 162 | 721,044 | 2.6 | 395,074 | 175,480 | 131,206 | 18,039 | 44,605 | | |
| May-12 | 3,648 | 7.6 | 2,064 | 882 | 635 | 65 | 248 | 750,575 | 0.2 | 409,470 | 192,200 | 127,194 | 21,290 | 65,186 | | |
| Jun-12 | 3,886 | 0.4 | 2,191 | 897 | 732 | 60 | 168 | 789,392 | 0.4 | 413,695 | 208,070 | 148,910 | 17,328 | 59,520 | | |
| Jul-12 | 4,144 | 10.6 | 2,406 | 949 | 714 | 71 | 236 | 856,197 | 5.1 | 455,521 | 210,937 | 154,454 | 34,671 | 56,593 | | |
| Aug-12 | 3,827 | 7.6 | 2,229 | 871 | 661 | 60 | 213 | 786,192 | 8.0 | 420,272 | 198,862 | 145,288 | 17,818 | 56,683 | | |
| Sep-12 | 3,631 | ▲ 4.2 | 2,072 | 801 | 672 | 83 | 129 | 789,355 | ▲ 0.8 | 411,504 | 185,746 | 159,015 | 32,448 | 26,731 | | |
| Oct-12 | 3,859 | 13.9 | 2,237 | 874 | 676 | 71 | 198 | 802,226 | 12.6 | 437,060 | 192,368 | 140,749 | 31,940 | 51,619 | | |
| Nov-12 | 4,060 | 9.4 | 2,249 | 957 | 757 | 91 | 203 | 900,102 | 14.0 | 436,599 | 215,086 | 159,630 | 87,382 | 55,909 | | |
| Dec-12 | 4,261 | 1.0 | 2,425 | 989 | 758 | 84 | 234 | 897,062 | ▲ 2.0 | 477,070 | 227,763 | 164,988 | 26,291 | 63,270 | | |
| Jan-13 | 2,875 | ▲ 2.2 | 1,586 | 813 | 413 | 62 | 400 | 604,359 | ▲ 5.6 | 312,673 | 187,669 | 80,099 | 23,544 | 107,571 | | |
| Feb-13 | 3,462 | 1.5 | 1,943 | 798 | 619 | 99 | 181 | 692,761 | ▲ 2.9 | 371,043 | 167,982 | 118,364 | 34,012 | 49,941 | | |
| Mar-13 | 5,231 | 6.2 | 3,111 | 1,127 | 890 | 97 | 239 | 1,030,516 | 4.0 | 573,600 | 256,390 | 169,506 | 29,132 | 87,674 | | |
| Apr-13 | 3,830 | 7.6 | 2,213 | 872 | 675 | 68 | 198 | 765,061 | 6.1 | 419,453 | 185,884 | 135,635 | 23,426 | 50,491 | | |
| May-13 | 4,051 | 11.0 | 2,452 | 838 | 679 | 77 | 161 | 855,332 | 14.0 | 465,458 | 196,739 | 138,302 | 53,662 | 58,911 | | |
| Jun-13 | 4,198 | 8.0 | 2,412 | 960 | 738 | 85 | 223 | 862,544 | 9.3 | 460,254 | 219,035 | 152,316 | 30,188 | 67,204 | | |
| Jul-13 | 4,297 | 3.7 | 2,526 | 973 | 719 | 79 | 254 | 884,624 | 3.3 | 491,351 | 219,271 | 151,047 | 22,955 | 68,224 | | |
| Aug-13 | 3,699 | ▲ 3.3 | 2,176 | 846 | 587 | 88 | 260 | 944,944 | 20.2 | 607,706 | 186,607 | 115,767 | 34,429 | 71,054 | | |
| Sep-13 | 3,945 | 8.6 | 2,224 | 971 | 657 | 87 | 316 | 812,376 | 2.9 | 439,453 | 207,067 | 129,923 | 33,917 | 76,684 | | |
| Oct-13 | 4,017 | 4.1 | 2,262 | 1,007 | 667 | 76 | 343 | 853,769 | 6.4 | 460,908 | 227,703 | 138,178 | 25,969 | 90,174 | | |
| Nov-13 | 4,078 | 0.4 | 2,367 | 984 | 647 | 75 | 339 | 840,216 | ▲ 6.7 | 453,801 | 216,272 | 136,510 | 32,943 | 80,042 | | |
| Dec-13 | 4,426 | 3.9 | 2,469 | 1,104 | 759 | 91 | 346 | 948,738 | 5.8 | 490,108 | 269,557 | 162,152 | 23,809 | 107,649 | | |
| Jan-14 | 3,266 | 13.6 | 1,763 | 910 | 523 | 67 | 387 | 679,828 | 12.5 | 333,703 | 200,609 | 108,599 | 36,317 | 92,009 | | |
| Feb-14 | 3,615 | 4.4 | 2,033 | 879 | 622 | 80 | 258 | 744,554 | 7.5 | 398,091 | 191,283 | 130,349 | 24,754 | 61,010 | | |
| Mar-14 | 5,598 | 7.0 | 3,322 | 1,231 | 907 | 132 | 326 | 1,145,216 | 11.1 | 624,328 | 268,177 | 196,399 | 55,119 | 72,086 | | |
| Apr-14 | 3,482 | ▲ 9.1 | 2,002 | 886 | 521 | 70 | 365 | 727,061 | ▲ 5.0 | 401,643 | 197,330 | 102,091 | 25,394 | 95,239 | | |
| May-14 | 3,745 | ▲ 7.6 | 2,155 | 886 | 633 | 69 | 255 | 753,662 | ▲ 11.9 | 418,614 | 192,021 | 124,610 | 18,038 | 67,791 | | |
| Jun-14 | 4,012 | ▲ 4.4 | 2,211 | 978 | 734 | 84 | 246 | 821,683 | ▲ 4.7 | 440,075 | 204,698 | 150,113 | 26,197 | 54,760 | | |
| Jul-14 | 4,089 | ▲ 4.8 | 2,266 | 999 | 742 | 80 | 258 | 879,682 | ▲ 0.6 | 445,705 | 239,660 | 162,510 | 31,393 | 77,299 | | |
| Aug-14 | 3,643 | ▲ 1.5 | 1,996 | 912 | 664 | 70 | 248 | 809,277 | ▲ 14.4 | 408,957 | 228,258 | 146,269 | 25,738 | 81,989 | | |
| Sep-14 | 3,949 | 0.1 | | | | | | | | | | | | | | |

| | Condominiums | | | | | | | | | | | | | | |
|------------|-------------------------|--|--|----------------------------------|---|---------------------|------------|--|--------------------------------|--|--|----------------------------------|---|---------------------|--|
| | numbers of transactions | change compared to year-earlier month(%) | numbers of transactions by transaction party | | | | | trend of transaction of Private corporation (buy-sell) | gross area of transactions (㎡) | change compared to year-earlier month(%) | gross area of transactions by transaction party(㎡) | | | | |
| Individual | | | Individual→ Private corporation | Private corporation → Individual | Private corporation → Private corporation | Private corporation | Individual | | | | Individual→ Private corporation | Private corporation → Individual | Private corporation → Private corporation | Private corporation | |
| Apr-08 | 7,619 | | 3,248 | 1,146 | 2,793 | 431 | ▲ 1,646 | 425,338 | | 198,025 | 54,921 | 153,078 | 19,269 | ▲ 98,112 | |
| May-08 | 6,648 | | 2,861 | 1,193 | 2,287 | 259 | ▲ 1,094 | 346,505 | | 171,114 | 53,609 | 107,400 | 11,876 | ▲ 53,791 | |
| Jun-08 | 7,058 | | 3,147 | 1,083 | 2,452 | 373 | ▲ 1,369 | 380,301 | | 190,311 | 52,543 | 119,799 | 17,347 | ▲ 67,256 | |
| Jul-08 | 7,226 | | 3,210 | 1,245 | 2,513 | 255 | ▲ 1,268 | 391,919 | | 194,469 | 59,935 | 126,615 | 10,608 | ▲ 66,679 | |
| Aug-08 | 6,209 | | 2,750 | 968 | 2,232 | 253 | ▲ 1,264 | 341,467 | | 170,241 | 48,583 | 110,466 | 11,711 | ▲ 61,883 | |
| Sep-08 | 6,862 | | 2,816 | 1,084 | 2,597 | 347 | ▲ 1,513 | 366,204 | | 170,533 | 53,233 | 125,827 | 15,341 | ▲ 72,595 | |
| Oct-08 | 6,962 | | 2,838 | 1,189 | 2,631 | 303 | ▲ 1,442 | 372,227 | | 172,313 | 59,229 | 128,612 | 12,024 | ▲ 69,383 | |
| Nov-08 | 6,417 | | 2,596 | 971 | 2,608 | 225 | ▲ 1,637 | 361,974 | | 157,965 | 49,889 | 143,442 | 9,874 | ▲ 93,553 | |
| Dec-08 | 7,068 | | 2,766 | 1,141 | 2,781 | 378 | ▲ 1,640 | 381,492 | | 164,110 | 56,783 | 141,568 | 18,919 | ▲ 84,786 | |
| Jan-09 | 5,734 | | 2,337 | 908 | 2,144 | 338 | ▲ 1,236 | 327,822 | | 144,125 | 48,359 | 115,740 | 19,037 | ▲ 67,381 | |
| Feb-09 | 6,327 | | 2,464 | 822 | 2,744 | 287 | ▲ 1,921 | 351,569 | | 147,866 | 41,063 | 148,518 | 13,336 | ▲ 107,425 | |
| Mar-09 | 10,795 | | 4,611 | 1,121 | 4,445 | 586 | ▲ 3,322 | 635,999 | | 290,888 | 58,766 | 254,068 | 30,382 | ▲ 195,163 | |
| Apr-09 | 7,551 | ▲ 0.9 | 3,314 | 1,035 | 2,890 | 290 | ▲ 1,851 | 428,320 | 0.7 | 206,098 | 52,128 | 155,490 | 13,189 | ▲ 103,188 | |
| May-09 | 6,388 | ▲ 3.9 | 2,781 | 879 | 2,504 | 219 | ▲ 1,625 | 363,557 | 4.9 | 170,321 | 46,237 | 137,083 | 9,523 | ▲ 90,846 | |
| Jun-09 | 8,076 | 14.4 | 3,267 | 1,059 | 3,458 | 291 | ▲ 2,399 | 454,281 | 19.5 | 197,610 | 51,905 | 190,738 | 13,929 | ▲ 138,833 | |
| Jul-09 | 8,007 | 10.8 | 3,407 | 1,091 | 3,098 | 411 | ▲ 2,207 | 452,298 | 15.4 | 208,565 | 57,283 | 165,494 | 20,955 | ▲ 108,211 | |
| Aug-09 | 7,089 | 14.2 | 2,896 | 961 | 2,965 | 266 | ▲ 2,004 | 401,143 | 17.5 | 176,338 | 50,063 | 161,968 | 12,676 | ▲ 111,904 | |
| Sep-09 | 7,221 | 5.2 | 2,968 | 1,110 | 2,872 | 269 | ▲ 1,760 | 403,864 | 10.3 | 180,277 | 55,583 | 153,598 | 14,307 | ▲ 97,917 | |
| Oct-09 | 7,714 | 10.8 | 3,112 | 1,138 | 3,223 | 241 | ▲ 2,085 | 432,824 | 16.3 | 186,354 | 58,812 | 175,682 | 11,976 | ▲ 116,870 | |
| Nov-09 | 7,806 | 18.5 | 3,132 | 1,215 | 3,002 | 254 | ▲ 1,784 | 423,317 | 16.9 | 190,344 | 62,400 | 158,058 | 12,348 | ▲ 95,492 | |
| Dec-09 | 7,729 | 9.4 | 3,170 | 1,206 | 3,066 | 277 | ▲ 1,850 | 425,312 | 11.5 | 189,536 | 61,424 | 160,387 | 13,392 | ▲ 98,389 | |
| Jan-10 | 5,972 | 4.2 | 2,440 | 1,066 | 2,192 | 273 | ▲ 1,125 | 330,202 | 0.7 | 148,107 | 56,562 | 113,420 | 12,089 | ▲ 56,833 | |
| Feb-10 | 6,857 | 8.4 | 2,814 | 1,068 | 2,684 | 290 | ▲ 1,616 | 375,840 | 6.9 | 168,576 | 55,347 | 137,746 | 14,115 | ▲ 82,399 | |
| Mar-10 | 10,146 | ▲ 6.0 | 4,800 | 1,522 | 3,456 | 364 | ▲ 1,933 | 576,238 | ▲ 9.4 | 298,105 | 78,794 | 181,806 | 17,237 | ▲ 102,956 | |
| Apr-10 | 7,671 | 1.6 | 3,508 | 1,385 | 2,504 | 271 | ▲ 1,118 | 418,715 | ▲ 2.2 | 210,743 | 70,586 | 125,456 | 11,616 | ▲ 54,768 | |
| May-10 | 6,634 | 3.9 | 2,874 | 1,156 | 2,368 | 236 | ▲ 1,212 | 360,025 | ▲ 1.0 | 171,082 | 59,078 | 119,940 | 9,924 | ▲ 60,862 | |
| Jun-10 | 7,383 | ▲ 8.6 | 3,118 | 1,248 | 2,780 | 235 | ▲ 1,532 | 398,957 | ▲ 12.2 | 185,353 | 64,678 | 138,229 | 10,469 | ▲ 73,551 | |
| Jul-10 | 8,366 | ▲ 4.5 | 3,338 | 1,429 | 3,162 | 437 | ▲ 1,733 | 469,706 | 3.8 | 200,355 | 74,510 | 170,254 | 24,587 | ▲ 95,744 | |
| Aug-10 | 6,506 | ▲ 8.2 | 2,809 | 1,239 | 2,229 | 229 | ▲ 990 | 350,790 | ▲ 12.6 | 168,665 | 64,292 | 107,842 | 9,991 | ▲ 43,550 | |
| Sep-10 | 7,617 | 5.5 | 3,026 | 1,375 | 2,906 | 304 | ▲ 1,527 | 411,541 | 1.9 | 180,767 | 69,913 | 146,122 | 14,283 | ▲ 75,994 | |
| Oct-10 | 6,610 | ▲ 14.3 | 2,698 | 1,268 | 2,404 | 239 | ▲ 1,136 | 347,926 | ▲ 19.6 | 156,712 | 65,303 | 114,291 | 11,521 | ▲ 48,988 | |
| Nov-10 | 8,089 | 6.4 | 3,170 | 1,413 | 3,224 | 282 | ▲ 1,811 | 452,401 | 6.9 | 187,181 | 72,775 | 179,526 | 12,919 | ▲ 106,750 | |
| Dec-10 | 7,910 | 2.3 | 3,285 | 1,472 | 2,817 | 333 | ▲ 1,344 | 422,751 | ▲ 0.6 | 194,324 | 75,522 | 138,529 | 14,105 | ▲ 62,930 | |
| Jan-11 | 6,160 | 3.1 | 2,431 | 1,351 | 2,178 | 197 | ▲ 824 | 337,197 | 2.1 | 143,066 | 72,541 | 111,939 | 9,481 | ▲ 39,228 | |
| Feb-11 | 6,341 | ▲ 7.5 | 2,703 | 1,207 | 2,135 | 292 | ▲ 927 | 334,746 | ▲ 10.9 | 159,150 | 60,537 | 103,127 | 11,551 | ▲ 42,527 | |
| Mar-11 | 9,699 | ▲ 4.4 | 4,672 | 1,484 | 3,233 | 309 | ▲ 1,749 | 553,577 | ▲ 3.9 | 289,144 | 78,357 | 171,326 | 14,638 | ▲ 92,969 | |
| Apr-11 | 6,173 | ▲ 19.5 | 2,890 | 1,115 | 1,932 | 234 | ▲ 816 | 334,703 | ▲ 20.1 | 173,840 | 55,466 | 95,477 | 9,829 | ▲ 39,959 | |
| May-11 | 5,677 | ▲ 14.4 | 2,508 | 1,180 | 1,814 | 175 | ▲ 634 | 303,938 | ▲ 15.6 | 147,088 | 59,978 | 88,757 | 8,114 | ▲ 28,780 | |
| Jun-11 | 6,671 | ▲ 9.6 | 2,856 | 1,406 | 2,209 | 199 | ▲ 803 | 354,762 | ▲ 11.1 | 166,280 | 71,313 | 108,995 | 8,073 | ▲ 37,681 | |
| Jul-11 | 6,423 | ▲ 23.2 | 2,791 | 1,354 | 2,091 | 186 | ▲ 736 | 343,435 | ▲ 26.9 | 163,410 | 68,245 | 103,168 | 8,556 | ▲ 34,868 | |
| Aug-11 | 6,099 | ▲ 6.3 | 2,688 | 1,297 | 1,922 | 191 | ▲ 625 | 330,661 | ▲ 5.7 | 159,242 | 67,202 | 95,206 | 8,909 | ▲ 28,005 | |
| Sep-11 | 6,588 | ▲ 13.5 | 2,763 | 1,318 | 2,308 | 199 | ▲ 990 | 351,806 | ▲ 14.5 | 162,657 | 67,102 | 113,383 | 8,664 | ▲ 46,280 | |
| Oct-11 | 6,025 | ▲ 8.9 | 2,577 | 1,304 | 1,887 | 257 | ▲ 583 | 325,672 | ▲ 6.4 | 150,894 | 67,491 | 93,779 | 13,508 | ▲ 26,288 | |
| Nov-11 | 6,337 | ▲ 21.7 | 2,868 | 1,405 | 1,848 | 216 | ▲ 443 | 343,292 | ▲ 24.1 | 165,911 | 73,193 | 93,977 | 10,211 | ▲ 20,784 | |
| Dec-11 | 7,482 | ▲ 5.4 | 3,171 | 1,488 | 2,487 | 336 | ▲ 999 | 406,018 | ▲ 4.0 | 184,691 | 75,686 | 129,226 | 16,415 | ▲ 53,540 | |
| Jan-12 | 5,078 | ▲ 17.6 | 2,221 | 1,204 | 1,513 | 140 | ▲ 309 | 274,943 | ▲ 18.5 | 129,952 | 62,871 | 75,192 | 6,929 | ▲ 12,321 | |
| Feb-12 | 6,052 | ▲ 4.6 | 2,795 | 1,115 | 1,911 | 230 | ▲ 796 | 324,386 | ▲ 3.1 | 161,144 | 56,546 | 96,377 | 10,219 | ▲ 39,832 | |
| Mar-12 | 9,879 | 1.9 | 4,597 | 1,678 | 3,301 | 303 | ▲ 1,623 | 565,007 | 2.1 | 282,255 | 86,776 | 180,640 | 15,337 | ▲ 93,864 | |
| Apr-12 | 6,687 | 8.3 | 3,258 | 1,324 | 1,928 | 177 | ▲ 604 | 364,679 | 9.0 | 193,411 | 67,739 | 96,489 | 7,040 | ▲ 28,750 | |
| May-12 | 6,468 | 13.9 | 3,034 | 1,323 | 1,936 | 174 | ▲ 613 | 351,499 | 15.6 | 180,491 | 68,526 | 94,132 | 8,250 | ▲ 25,606 | |
| Jun-12 | 6,825 | 2.3 | 3,006 | 1,432 | 2,125 | 262 | ▲ 693 | 365,589 | 3.1 | 173,062 | 74,352 | 107,328 | 10,847 | ▲ 32,976 | |
| Jul-12 | 7,039 | 9.6 | 3,224 | 1,361 | 2,214 | 240 | ▲ 853 | 382,650 | 11.4 | 188,594 | 70,375 | 112,811 | 10,871 | ▲ 42,436 | |
| Aug-12 | 6,469 | 6.1 | 3,016 | 1,366 | 1,897 | 190 | ▲ 531 | 354,003 | 7.1 | 176,875 | 70,210 | 98,397 | 8,520 | ▲ 28,187 | |
| Sep-12 | 6,779 | 2.9 | 2,966 | 1,337 | 2,244 | 232 | ▲ 907 | 366,654 | 4.2 | 173,768 | 67,789 | 115,436 | 9,660 | ▲ 47,647 | |
| Oct-12 | 6,708 | 11.3 | 2,972 | 1,435 | 2,117 | 183 | ▲ 682 | 358,521 | 10.1 | 171,217 | 71,675 | 107,746 | 7,775 | ▲ 36,071 | |
| Nov-12 | 7,296 | 15.1 | 3,281 | 1,498 | 2,224 | 293 | ▲ 726 | 398,655 | 16.1 | 194,717 | 76,912 | 113,964 | 13,062 | ▲ 37,052 | |
| Dec-12 | 7,534 | 0.7 | 3,492 | 1,430 | 2,346 | 265 | ▲ 916 | 415,235 | 2.3 | 205,795 | 74,012 | 122,176 | 13,139 | ▲ 48,164 | |
| Jan-13 | 5,446 | 7.2 | 2,431 | 1,292 | 1,524 | 199 | ▲ 232 | 288,689 | 5.0 | 138,469 | 68,800 | 72,977 | 8,443 | ▲ 41,177 | |
| Feb-13 | 6,574 | 8.6 | 3,043 | 1,192 | 2,079 | 260 | ▲ 887 | 351,534 | 8.4 | 175,007 | 60,429 | 104,217 | 11,882 | ▲ 43,788 | |
| Mar-13 | 11,278 | 14.2 | 5,252 | 1,772 | 3,669 | 404 | ▲ 1,896 | 646,342 | 14.4 | 316,017 | 92,637 | 203,625 | 20,480 | ▲ 110,886 | |
| Apr-13 | 8,106 | 21.2 | 4,046 | 1,420 | 2,398 | 240 | ▲ 978 | 451,100 | 23.7 | 237,908 | 74,571 | 126,739 | 11,758 | ▲ 52,168 | |
| May-13 | 7,539 | 16.6 | 3,833 | 1,434 | 2,059 | 211 | ▲ 625 | 411,427 | 17.0 | 222,569 | 73,178 | 106,006 | 9,494 | ▲ 32,827 | |
| Jun-13 | 7,489 | 9.7 | 3,719 | 1,494 | 2,071 | 204 | ▲ 577 | 408,577 | 11.8 | 211,781 | 76,644 | 110,502 | 9,569 | ▲ 33,858 | |
| Jul-13 | 7,921 | 12.5 | 3,965 | 1,707 | 2,046 | 202 | ▲ 338 | 435,872 | 13.9 | 229,431 | 87,898 | 108,443 | 10,064 | ▲ 20,509 | |
| Aug-13 | 7,057 | 9.1 | 3,429 | 1,520 | 1,909 | 199 | ▲ 389 | 382,729 | 8.1 | 197,158 | 77,974 | 99,088 | 8,509 | ▲ 21,113 | |
| Sep-13 | 7,104 | 4.8 | 3,347 | 1,551 | 1,995 | 211 | ▲ 444 | 386,548 | 5.4 | 191,279 | 80,829 | 103,888 | 10,553 | ▲ 23,059 | |
| Oct-13 | 7,430 | 10.8 | 3,487 | 1,689 | 1,871 | 186 | ▲ 178 | 392,535 | 9.5 | 192,429 | 85,606 | 92,708 | 8,798 | ▲ 6,840 | |
| Nov-13 | 7,546 | 3.4 | 3,638 | 1,628 | 2,046 | 230 | ▲ 418 | 407,712 | 2.3 | 207,575 | 84,709 | 104,583 | 10,712 | ▲ 19,874 | |
| Dec-13 | 7,918 | 5.1 | 3,745 | 1,718 | 2,179 | 269 | ▲ 456 | 419,113 | 0.9 | 208,826 | 89,730 | 107,568 | 12,520 | ▲ 17,435 | |
| Jan-14 | 6,529 | 19.9 | 3,172 | 1,531 | 1,655 | 171 | ▲ 124 | 350,423 | 21.4 | 180,743 | 80,559 | 80,646 | 8,476 | ▲ 87 | |
| Feb-14 | 7,204 | 9.6 | 3,486 | 1,501 | 1,989 | 221 | ▲ 481 | 383,779 | 9.2 | 197,027 | 75,522 | 100,635 | 10,035 | ▲ 24,553 | |
| Mar-14 | 11,858 | 5.1 | 5,939 | 2,145 | 3,409 | 364 | ▲ 1,263 | 664,449 | 2.8 | 349,081 | 114,041 | 183,176 | 18,092 | ▲ 69,077 | |
| Apr-14 | 6,777 | ▲ 16.4 | 3,520 | 1,586 | 1,514 | 156 | 72 | 364,655 | ▲ 19.2 | 199,417 | 81,513 | 75,656 | 8,035 | 5,857 | |
| May-14 | 6,878 | ▲ 8.8 | 3,300 | 1,664 | 1,701 | 213 | ▲ 37 | 366,268 | ▲ 11.0 | 186,880 | 84,086 | 85,488 | 9,813 | ▲ 1,401 | |
| Jun-14 | 6,955 | ▲ 7.1 | 3,279 | 1,593 | 1,887 | 195 | ▲ 294 | 369,492 | ▲ 9.6 | 184,939 | 80,049 | 95,887 | 8,584 | ▲ 15,838 | |
| Jul-14 | 7,571 | ▲ 4.4 | 3 | | | | | | | | | | | | |

2-4 Hokuriku

| | Detached House | | | | | | | | | | | | | | | |
|--------|-------------------------|--|--|---------------------------------|----------------------------------|---|------------|--|--------------------------------|--|--|---------------------------------|----------------------------------|---|--|--|
| | numbers of transactions | change compared to year-earlier month(%) | numbers of transactions by transaction party | | | | | trend of transaction of Private corporation (buy-sell) | gross area of transactions (㎡) | change compared to year-earlier month(%) | gross area of transactions by transaction party(㎡) | | | | | trend of transaction of Private corporation (buy-sell) |
| | | | Individual→ Individual | Individual→ Private corporation | Private corporation → Individual | Private corporation → Private corporation | Individual | | | | Individual→ Individual | Individual→ Private corporation | Private corporation → Individual | Private corporation → Private corporation | | |
| Apr-08 | 320 | | 193 | 45 | 77 | 5 | ▲ 32 | 81,566 | | 45,754 | 13,491 | 20,464 | 1,857 | ▲ 6,973 | | |
| May-08 | 337 | | 213 | 59 | 59 | 4 | 0 | 84,997 | | 53,707 | 16,365 | 14,044 | 675 | 2,321 | | |
| Jun-08 | 311 | | 194 | 53 | 57 | 5 | ▲ 4 | 85,781 | | 53,584 | 16,138 | 14,848 | 1,028 | 1,290 | | |
| Jul-08 | 367 | | 238 | 59 | 64 | 5 | ▲ 5 | 88,432 | | 55,086 | 14,443 | 16,464 | 2,296 | ▲ 2,021 | | |
| Aug-08 | 326 | | 215 | 53 | 55 | 1 | ▲ 1 | 81,601 | | 52,695 | 14,523 | 13,306 | 267 | 1,882 | | |
| Sep-08 | 350 | | 224 | 54 | 68 | 4 | ▲ 14 | 92,207 | | 52,122 | 21,466 | 17,342 | 1,276 | 4,124 | | |
| Oct-08 | 362 | | 229 | 67 | 64 | 2 | 3 | 91,163 | | 56,738 | 17,343 | 16,747 | 336 | 595 | | |
| Nov-08 | 311 | | 200 | 55 | 51 | 5 | 4 | 77,430 | | 50,753 | 13,186 | 12,210 | 1,281 | 976 | | |
| Dec-08 | 395 | | 240 | 87 | 62 | 6 | 25 | 99,979 | | 58,609 | 25,687 | 12,531 | 3,152 | 13,156 | | |
| Jan-09 | 225 | | 129 | 54 | 40 | 2 | 14 | 53,300 | | 31,201 | 11,996 | 9,559 | 544 | 2,437 | | |
| Feb-09 | 265 | | 147 | 53 | 63 | 2 | ▲ 10 | 66,775 | | 35,149 | 15,444 | 15,760 | 422 | ▲ 316 | | |
| Mar-09 | 390 | | 234 | 66 | 86 | 4 | ▲ 20 | 96,082 | | 58,421 | 16,979 | 19,835 | 847 | ▲ 2,857 | | |
| Apr-09 | 341 | 6.6 | 194 | 71 | 73 | 3 | ▲ 2 | 88,774 | 8.8 | 46,944 | 21,017 | 20,009 | 804 | 1,008 | | |
| May-09 | 278 | ▲ 17.5 | 164 | 57 | 57 | 0 | 0 | 69,577 | ▲ 18.1 | 37,630 | 19,712 | 12,236 | 0 | 7,476 | | |
| Jun-09 | 356 | 14.5 | 191 | 83 | 79 | 3 | 4 | 89,995 | 4.9 | 43,859 | 22,534 | 22,536 | 1,065 | ▲ 2 | | |
| Jul-09 | 382 | 4.1 | 220 | 82 | 75 | 5 | 7 | 96,163 | 8.7 | 57,736 | 20,227 | 16,644 | 1,557 | 3,583 | | |
| Aug-09 | 299 | ▲ 8.3 | 195 | 53 | 48 | 3 | 5 | 81,898 | 0.4 | 56,061 | 14,696 | 10,509 | 632 | 4,187 | | |
| Sep-09 | 309 | ▲ 11.7 | 173 | 54 | 78 | 4 | ▲ 24 | 121,252 | 31.5 | 87,236 | 13,314 | 18,584 | 2,118 | ▲ 5,270 | | |
| Oct-09 | 351 | ▲ 3.0 | 193 | 79 | 79 | 0 | 0 | 94,340 | 3.5 | 50,204 | 22,279 | 21,857 | 0 | 422 | | |
| Nov-09 | 363 | 16.7 | 220 | 67 | 74 | 2 | ▲ 7 | 91,412 | 18.1 | 52,639 | 18,286 | 19,146 | 1,341 | ▲ 860 | | |
| Dec-09 | 384 | ▲ 2.8 | 223 | 79 | 77 | 5 | 2 | 93,428 | ▲ 6.6 | 52,771 | 19,259 | 19,582 | 1,816 | ▲ 323 | | |
| Jan-10 | 230 | 2.2 | 130 | 54 | 42 | 3 | 12 | 59,168 | 11.0 | 35,145 | 13,241 | 9,076 | 1,441 | 4,165 | | |
| Feb-10 | 294 | 10.9 | 164 | 73 | 51 | 5 | 22 | 74,072 | 10.9 | 41,382 | 19,885 | 11,351 | 1,373 | 8,533 | | |
| Mar-10 | 377 | ▲ 3.3 | 220 | 78 | 76 | 3 | 2 | 100,037 | 4.1 | 56,636 | 24,565 | 17,295 | 1,541 | 7,270 | | |
| Apr-10 | 349 | 2.3 | 190 | 83 | 76 | 0 | 7 | 86,684 | ▲ 2.4 | 43,708 | 22,974 | 20,001 | 0 | 2,973 | | |
| May-10 | 321 | 15.5 | 187 | 64 | 66 | 2 | ▲ 2 | 78,090 | 12.2 | 42,021 | 15,842 | 19,131 | 863 | ▲ 3,289 | | |
| Jun-10 | 365 | 2.5 | 223 | 66 | 73 | 3 | ▲ 7 | 89,551 | ▲ 0.5 | 48,801 | 21,388 | 18,827 | 535 | 2,561 | | |
| Jul-10 | 346 | ▲ 9.4 | 207 | 65 | 71 | 2 | ▲ 6 | 91,730 | ▲ 4.6 | 50,862 | 19,226 | 20,186 | 1,209 | ▲ 960 | | |
| Aug-10 | 299 | 0.0 | 176 | 61 | 58 | 4 | 3 | 83,384 | 1.8 | 44,551 | 21,498 | 15,668 | 1,665 | 5,830 | | |
| Sep-10 | 300 | ▲ 2.9 | 174 | 61 | 59 | 4 | 2 | 74,783 | ▲ 38.3 | 41,766 | 16,260 | 14,549 | 1,316 | 1,711 | | |
| Oct-10 | 322 | ▲ 8.3 | 209 | 45 | 67 | 1 | ▲ 22 | 79,296 | ▲ 15.9 | 49,701 | 11,860 | 16,014 | 1,721 | ▲ 4,154 | | |
| Nov-10 | 352 | ▲ 3.0 | 199 | 79 | 72 | 2 | 7 | 88,046 | ▲ 3.7 | 47,217 | 21,077 | 19,031 | 720 | 2,046 | | |
| Dec-10 | 367 | ▲ 4.4 | 226 | 69 | 65 | 7 | 4 | 87,880 | ▲ 5.9 | 53,025 | 16,250 | 16,117 | 2,488 | 133 | | |
| Jan-11 | 220 | ▲ 4.3 | 122 | 57 | 38 | 3 | 19 | 77,461 | 30.9 | 33,515 | 24,100 | 17,227 | 2,620 | 6,873 | | |
| Feb-11 | 245 | ▲ 16.7 | 145 | 48 | 49 | 3 | ▲ 1 | 68,560 | ▲ 7.4 | 37,441 | 17,014 | 13,260 | 845 | 3,754 | | |
| Mar-11 | 342 | ▲ 9.3 | 196 | 71 | 72 | 3 | ▲ 1 | 88,613 | ▲ 11.4 | 43,397 | 23,460 | 21,188 | 568 | 2,272 | | |
| Apr-11 | 334 | ▲ 4.3 | 188 | 66 | 74 | 6 | ▲ 8 | 83,330 | ▲ 3.9 | 43,957 | 19,997 | 18,167 | 1,209 | 1,831 | | |
| May-11 | 281 | ▲ 12.5 | 185 | 50 | 43 | 3 | 7 | 71,728 | ▲ 8.1 | 42,947 | 16,133 | 12,139 | 510 | 3,994 | | |
| Jun-11 | 311 | ▲ 14.8 | 185 | 59 | 63 | 4 | ▲ 4 | 76,341 | ▲ 14.8 | 41,797 | 16,958 | 15,530 | 2,056 | 1,428 | | |
| Jul-11 | 335 | ▲ 3.2 | 196 | 69 | 69 | 1 | 0 | 98,620 | 7.5 | 55,390 | 24,762 | 17,759 | 709 | 7,003 | | |
| Aug-11 | 295 | ▲ 1.3 | 186 | 60 | 47 | 2 | 13 | 79,822 | ▲ 4.3 | 48,914 | 19,605 | 10,970 | 333 | 8,635 | | |
| Sep-11 | 329 | 9.7 | 198 | 76 | 51 | 4 | 25 | 93,763 | 25.4 | 52,730 | 22,258 | 17,373 | 1,402 | 4,885 | | |
| Oct-11 | 308 | ▲ 4.3 | 183 | 64 | 55 | 6 | 9 | 85,911 | 8.3 | 51,166 | 17,451 | 15,564 | 1,729 | 1,887 | | |
| Nov-11 | 305 | ▲ 13.4 | 196 | 60 | 47 | 2 | 13 | 76,276 | ▲ 13.4 | 45,099 | 17,168 | 13,627 | 381 | 3,541 | | |
| Dec-11 | 372 | 1.4 | 232 | 73 | 63 | 4 | 10 | 96,040 | 9.3 | 59,961 | 19,496 | 15,446 | 1,136 | 4,050 | | |
| Jan-12 | 205 | ▲ 6.8 | 107 | 58 | 37 | 3 | 21 | 53,858 | ▲ 30.5 | 25,971 | 17,680 | 9,393 | 813 | 8,287 | | |
| Feb-12 | 225 | ▲ 8.2 | 144 | 36 | 41 | 4 | ▲ 5 | 58,334 | ▲ 14.9 | 35,000 | 11,093 | 9,408 | 2,833 | 1,685 | | |
| Mar-12 | 357 | 4.4 | 213 | 79 | 63 | 2 | 16 | 97,269 | 9.8 | 56,112 | 23,408 | 17,293 | 455 | 6,115 | | |
| Apr-12 | 302 | ▲ 9.6 | 180 | 52 | 66 | 4 | ▲ 14 | 75,137 | ▲ 9.8 | 41,074 | 14,087 | 18,934 | 1,042 | ▲ 4,847 | | |
| May-12 | 317 | 12.8 | 188 | 73 | 54 | 2 | 19 | 83,026 | 15.8 | 49,172 | 20,849 | 11,654 | 1,352 | 9,195 | | |
| Jun-12 | 328 | 5.5 | 192 | 66 | 68 | 2 | ▲ 2 | 82,429 | 8.0 | 47,327 | 17,988 | 16,618 | 495 | 1,370 | | |
| Jul-12 | 352 | 5.1 | 203 | 71 | 73 | 5 | ▲ 2 | 84,691 | ▲ 14.1 | 46,647 | 16,751 | 19,552 | 1,742 | ▲ 2,801 | | |
| Aug-12 | 301 | 2.0 | 188 | 54 | 57 | 2 | ▲ 3 | 80,030 | 0.3 | 47,310 | 14,724 | 17,713 | 283 | ▲ 2,988 | | |
| Sep-12 | 279 | ▲ 15.2 | 169 | 49 | 58 | 2 | ▲ 9 | 78,121 | ▲ 16.7 | 42,028 | 18,492 | 16,141 | 1,204 | 2,350 | | |
| Oct-12 | 384 | 24.7 | 246 | 73 | 64 | 1 | 9 | 100,792 | 17.3 | 64,552 | 20,151 | 15,846 | 242 | 4,304 | | |
| Nov-12 | 355 | 16.4 | 218 | 73 | 62 | 2 | 11 | 98,351 | 28.9 | 58,031 | 24,069 | 15,780 | 471 | 8,289 | | |
| Dec-12 | 343 | ▲ 7.8 | 217 | 68 | 55 | 3 | 13 | 88,890 | ▲ 7.4 | 59,172 | 15,484 | 12,915 | 1,319 | 2,569 | | |
| Jan-13 | 207 | 1.0 | 117 | 56 | 32 | 2 | 24 | 70,068 | 30.1 | 26,602 | 34,113 | 8,852 | 502 | 25,261 | | |
| Feb-13 | 222 | ▲ 1.3 | 121 | 56 | 41 | 4 | 15 | 56,670 | ▲ 2.9 | 28,846 | 16,106 | 10,704 | 1,014 | 5,402 | | |
| Mar-13 | 358 | 0.3 | 222 | 62 | 67 | 6 | ▲ 5 | 79,407 | ▲ 18.4 | 47,639 | 15,700 | 14,644 | 1,219 | 1,057 | | |
| Apr-13 | 298 | ▲ 1.3 | 173 | 55 | 67 | 3 | ▲ 12 | 74,967 | ▲ 0.2 | 42,480 | 13,517 | 18,532 | 437 | ▲ 5,015 | | |
| May-13 | 310 | ▲ 2.2 | 207 | 53 | 47 | 2 | 6 | 78,820 | ▲ 5.1 | 51,794 | 13,165 | 12,730 | 726 | 436 | | |
| Jun-13 | 374 | 14.0 | 224 | 90 | 57 | 3 | 33 | 92,410 | 12.1 | 56,412 | 20,903 | 14,217 | 877 | 6,685 | | |
| Jul-13 | 337 | ▲ 4.3 | 206 | 57 | 70 | 3 | ▲ 13 | 85,169 | 0.6 | 51,776 | 16,237 | 16,138 | 706 | 99 | | |
| Aug-13 | 315 | 4.7 | 195 | 56 | 62 | 2 | ▲ 6 | 85,200 | 6.5 | 54,543 | 15,007 | 15,272 | 377 | ▲ 265 | | |
| Sep-13 | 344 | 23.3 | 201 | 73 | 67 | 3 | 6 | 90,854 | 16.3 | 48,645 | 22,206 | 18,918 | 1,085 | 3,288 | | |
| Oct-13 | 343 | ▲ 10.7 | 204 | 71 | 61 | 6 | 10 | 82,172 | ▲ 18.5 | 46,113 | 19,123 | 15,417 | 1,418 | 3,706 | | |
| Nov-13 | 338 | ▲ 4.8 | 211 | 77 | 48 | 2 | 29 | 89,229 | ▲ 9.3 | 53,999 | 22,635 | 11,256 | 1,338 | 11,379 | | |
| Dec-13 | 383 | 11.7 | 236 | 88 | 55 | 4 | 33 | 110,947 | 24.8 | 68,492 | 26,264 | 12,356 | 3,836 | 13,908 | | |
| Jan-14 | 204 | ▲ 1.4 | 108 | 54 | 40 | 2 | 14 | 51,869 | ▲ 26.0 | 27,025 | 13,681 | 10,350 | 813 | 3,331 | | |
| Feb-14 | 285 | 28.4 | 168 | 54 | 58 | 5 | ▲ 4 | 67,449 | 19.0 | 37,425 | 14,327 | 13,969 | 1,727 | 358 | | |
| Mar-14 | 432 | 20.7 | 248 | 87 | 88 | 8 | ▲ 1 | 108,166 | 36.2 | 57,122 | 25,012 | 22,713 | 3,078 | 2,299 | | |
| Apr-14 | 287 | ▲ 3.7 | 175 | 52 | 58 | 1 | ▲ 5 | 75,468 | 0.7 | 45,410 | 12,795 | 16,175 | 478 | ▲ 2,769 | | |
| May-14 | 304 | ▲ 1.9 | 183 | 63 | 54 | 4 | 9 | 88,530 | 12.3 | 50,201 | 16,797 | 16,366 | 5,166 | 431 | | |
| Jun-14 | 298 | ▲ 20.3 | 177 | 67 | 51 | 3 | 16 | 72,573 | ▲ 21.5 | 38,672 | 18,777 | 12,868 | 2,256 | 5,910 | | |
| Jul-14 | 338 | 0.3 | 185 | 80 | 66 | 7 | 14 | 82,788 | ▲ 2.8 | 41,636 | 23,828 | 15,144 | 2,180 | 8,684 | | |
| Aug-14 | 301 | ▲ 4.4 | 183 | 61 | 52 | 5 | 9 | 73,455 | ▲ 13.8 | 40,586 | 14,913 | 12,686 | 5,269 | 2,227 | | |
| Sep-14 | 291 | ▲ 15.4 | 168 | 66 | 53 | 3 | 13 | 77,104 | ▲ 15.1 | 45,525 | 17,688 | 13,288 | 475 | 4,400 | | |
| Oct-14 | 265 | ▲ 22.7 | 172 | 49 | 41 | 2 | 9 | 69,590 | ▲ 15.3 | 44,128 | 12,077 | 11,862 | 482 | 1,255 | | |
| Nov-14 | 327 | ▲ 3.3 | 190 | 69 | 66 | 0 | 3 | 78,894 | ▲ 11.6 | 46,405 | 15,731 | 16,288 | 0 | ▲ 557 | | |
| Dec-14 | 374 | ▲ 2.3 | 209 | 94 | 66 | 5 | 28 | 98,858 | ▲ 10.9 | 55,276 | 26,559 | 16,011 | 1,011 | 10,548 | | |
| Jan-15 | 202 | ▲ 1.0 | 110 | 46 | 43 | 3 | 3 | 51,921 | 0.1 | 28,557 | 11,639 | 11,040 | 686 | 599 | | |
| Feb-15 | 270 | ▲ 5.3 | 133 | 73 | 60 | 4 | 13 | 62,175 | ▲ 7.8 | 31,941 | 15,471 | 13,544 | 1,219 | 1,927 | | |
| Mar-15 | 390 | ▲ 9.7 | 215 | 84 | 87 | 4 | ▲ 3 | 102,116 | ▲ 5.6 | 61,286 | 20,236 | 19,124 | 1,471 | 1,112 | | |

| | Condominiums | | | | | | | | | | | | | | |
|--------|-------------------------|--|--|---------------------------------|----------------------------------|---|--|--|--|--|---------------------------------|----------------------------------|---|---------|--|
| | numbers of transactions | change compared to year-earlier month(%) | numbers of transactions by transaction party | | | | | gross area of transactions (m ²) | change compared to year-earlier month(%) | gross area of transactions by transaction party(m ²) | | | | | trend of transaction of Private corporation (buy-sell) |
| | | | Individual→ Individual | Individual→ Private corporation | Private corporation → Individual | Private corporation → Private corporation | trend of transaction of Private corporation (buy-sell) | | | Individual→ Individual | Individual→ Private corporation | Private corporation → Individual | Private corporation → Private corporation | | |
| Apr-08 | 44 | | 29 | 4 | 9 | 2 | ▲ 5 | 3,026 | | 1,945 | 255 | 745 | 81 | ▲ 490 | |
| May-08 | 33 | | 22 | 2 | 9 | 0 | ▲ 7 | 2,031 | | 1,256 | 137 | 638 | 0 | ▲ 501 | |
| Jun-08 | 56 | | 37 | 4 | 6 | 9 | ▲ 2 | 3,178 | | 1,910 | 178 | 433 | 657 | ▲ 255 | |
| Jul-08 | 47 | | 31 | 4 | 11 | 1 | ▲ 7 | 2,997 | | 1,913 | 237 | 762 | 85 | ▲ 525 | |
| Aug-08 | 53 | | 27 | 6 | 18 | 2 | ▲ 12 | 3,400 | | 1,588 | 365 | 1,332 | 115 | ▲ 967 | |
| Sep-08 | 50 | | 32 | 3 | 14 | 1 | ▲ 11 | 3,026 | | 1,799 | 141 | 1,010 | 76 | ▲ 869 | |
| Oct-08 | 52 | | 31 | 7 | 12 | 2 | ▲ 5 | 3,215 | | 1,767 | 433 | 857 | 158 | ▲ 425 | |
| Nov-08 | 53 | | 31 | 6 | 15 | 1 | ▲ 9 | 3,378 | | 1,870 | 368 | 1,073 | 67 | ▲ 705 | |
| Dec-08 | 63 | | 23 | 7 | 26 | 7 | ▲ 19 | 4,146 | | 1,248 | 399 | 2,010 | 489 | ▲ 1,611 | |
| Jan-09 | 36 | | 21 | 4 | 11 | 0 | ▲ 7 | 2,361 | | 1,333 | 265 | 763 | 0 | ▲ 498 | |
| Feb-09 | 38 | | 23 | 1 | 14 | 0 | ▲ 13 | 2,467 | | 1,343 | 51 | 1,073 | 0 | ▲ 1,022 | |
| Mar-09 | 66 | | 37 | 2 | 25 | 2 | ▲ 23 | 4,069 | | 2,168 | 75 | 1,726 | 100 | ▲ 1,652 | |
| Apr-09 | 82 | 86.4 | 40 | 7 | 34 | 1 | ▲ 27 | 5,141 | 69.9 | 2,241 | 349 | 2,469 | 82 | ▲ 2,119 | |
| May-09 | 67 | 103.0 | 31 | 2 | 33 | 1 | ▲ 31 | 4,439 | 118.5 | 1,657 | 128 | 2,589 | 65 | ▲ 2,461 | |
| Jun-09 | 74 | 32.1 | 34 | 6 | 33 | 1 | ▲ 27 | 4,866 | 53.1 | 2,266 | 189 | 2,343 | 68 | ▲ 2,154 | |
| Jul-09 | 59 | 25.5 | 19 | 9 | 28 | 3 | ▲ 19 | 3,732 | 24.5 | 1,129 | 370 | 2,095 | 138 | ▲ 1,725 | |
| Aug-09 | 58 | 9.4 | 16 | 6 | 34 | 2 | ▲ 28 | 4,211 | 23.8 | 1,140 | 404 | 2,526 | 141 | ▲ 2,122 | |
| Sep-09 | 56 | 12.0 | 24 | 5 | 25 | 2 | ▲ 20 | 3,749 | 23.9 | 1,490 | 338 | 1,840 | 82 | ▲ 1,501 | |
| Oct-09 | 85 | 63.5 | 37 | 5 | 42 | 1 | ▲ 37 | 6,001 | 86.7 | 2,464 | 283 | 3,173 | 82 | ▲ 2,890 | |
| Nov-09 | 79 | 49.1 | 37 | 8 | 33 | 1 | ▲ 25 | 5,114 | 51.4 | 2,109 | 464 | 2,496 | 44 | ▲ 2,032 | |
| Dec-09 | 90 | 42.9 | 31 | 25 | 34 | 0 | ▲ 9 | 5,043 | 21.7 | 1,804 | 825 | 2,415 | 0 | ▲ 1,589 | |
| Jan-10 | 35 | ▲ 2.8 | 17 | 12 | 6 | 0 | 6 | 1,830 | ▲ 22.5 | 912 | 435 | 483 | 0 | ▲ 48 | |
| Feb-10 | 54 | 42.1 | 31 | 1 | 16 | 6 | ▲ 15 | 3,243 | 31.5 | 1,816 | 20 | 1,104 | 304 | ▲ 1,084 | |
| Mar-10 | 79 | 19.7 | 39 | 12 | 24 | 4 | ▲ 12 | 4,972 | 22.2 | 2,303 | 565 | 1,649 | 455 | ▲ 1,083 | |
| Apr-10 | 80 | ▲ 2.4 | 51 | 7 | 21 | 1 | ▲ 14 | 5,257 | 2.3 | 3,266 | 569 | 1,406 | 15 | ▲ 836 | |
| May-10 | 50 | ▲ 25.4 | 25 | 6 | 17 | 2 | ▲ 11 | 3,564 | ▲ 19.7 | 1,733 | 306 | 1,281 | 244 | ▲ 975 | |
| Jun-10 | 91 | 23.0 | 46 | 11 | 33 | 1 | ▲ 22 | 5,404 | 11.1 | 2,462 | 491 | 2,399 | 53 | ▲ 1,908 | |
| Jul-10 | 78 | 32.2 | 38 | 9 | 31 | 0 | ▲ 22 | 5,108 | 36.9 | 2,234 | 483 | 2,392 | 0 | ▲ 1,909 | |
| Aug-10 | 56 | ▲ 3.4 | 23 | 7 | 25 | 1 | ▲ 18 | 3,853 | ▲ 8.5 | 1,292 | 467 | 2,010 | 84 | ▲ 1,543 | |
| Sep-10 | 68 | 21.4 | 32 | 3 | 29 | 4 | ▲ 26 | 4,917 | 31.2 | 2,015 | 214 | 2,382 | 305 | ▲ 2,169 | |
| Oct-10 | 74 | ▲ 12.9 | 34 | 7 | 33 | 0 | ▲ 26 | 4,829 | ▲ 19.5 | 1,898 | 472 | 2,460 | 0 | ▲ 1,988 | |
| Nov-10 | 67 | ▲ 15.2 | 40 | 6 | 21 | 0 | ▲ 15 | 4,459 | ▲ 12.8 | 2,536 | 435 | 1,488 | 0 | ▲ 1,053 | |
| Dec-10 | 93 | 3.3 | 37 | 5 | 43 | 8 | ▲ 38 | 5,520 | 9.5 | 2,026 | 241 | 2,933 | 320 | ▲ 2,692 | |
| Jan-11 | 48 | 37.1 | 22 | 10 | 15 | 1 | ▲ 5 | 3,191 | 74.4 | 1,241 | 774 | 1,143 | 33 | ▲ 368 | |
| Feb-11 | 55 | 1.9 | 33 | 9 | 11 | 2 | ▲ 2 | 3,353 | 3.4 | 1,685 | 825 | 812 | 31 | 13 | |
| Mar-11 | 71 | ▲ 10.1 | 40 | 6 | 25 | 0 | ▲ 19 | 4,521 | ▲ 9.1 | 2,435 | 363 | 1,724 | 0 | ▲ 1,361 | |
| Apr-11 | 62 | ▲ 22.5 | 39 | 9 | 14 | 0 | ▲ 5 | 3,860 | ▲ 26.6 | 2,374 | 502 | 984 | 0 | ▲ 482 | |
| May-11 | 48 | ▲ 4.0 | 30 | 8 | 10 | 0 | ▲ 2 | 2,966 | ▲ 16.8 | 1,606 | 729 | 631 | 0 | 98 | |
| Jun-11 | 60 | ▲ 34.1 | 34 | 1 | 25 | 0 | ▲ 24 | 3,726 | ▲ 31.0 | 1,906 | 99 | 1,721 | 0 | ▲ 1,623 | |
| Jul-11 | 67 | ▲ 14.1 | 43 | 7 | 16 | 1 | ▲ 9 | 3,817 | ▲ 25.3 | 2,398 | 387 | 1,016 | 16 | ▲ 628 | |
| Aug-11 | 50 | ▲ 10.7 | 31 | 5 | 14 | 0 | ▲ 9 | 3,085 | ▲ 19.9 | 1,900 | 382 | 803 | 0 | ▲ 420 | |
| Sep-11 | 60 | ▲ 11.8 | 36 | 3 | 18 | 3 | ▲ 15 | 3,707 | ▲ 24.6 | 2,205 | 139 | 1,165 | 198 | ▲ 1,025 | |
| Oct-11 | 62 | ▲ 16.2 | 42 | 8 | 11 | 1 | ▲ 3 | 3,256 | ▲ 32.6 | 2,085 | 417 | 739 | 16 | ▲ 322 | |
| Nov-11 | 49 | ▲ 26.9 | 23 | 10 | 14 | 2 | ▲ 4 | 2,985 | ▲ 33.1 | 1,337 | 606 | 880 | 162 | ▲ 275 | |
| Dec-11 | 70 | ▲ 24.7 | 41 | 9 | 15 | 5 | ▲ 6 | 4,209 | ▲ 23.7 | 2,345 | 651 | 992 | 220 | ▲ 341 | |
| Jan-12 | 48 | 0.0 | 27 | 12 | 8 | 1 | 4 | 2,825 | ▲ 11.5 | 1,612 | 553 | 497 | 164 | 56 | |
| Feb-12 | 51 | ▲ 7.3 | 33 | 6 | 11 | 1 | ▲ 5 | 3,085 | ▲ 8.0 | 1,958 | 257 | 842 | 28 | ▲ 586 | |
| Mar-12 | 184 | 159.2 | 54 | 4 | 120 | 6 | ▲ 116 | 12,503 | 176.5 | 3,217 | 301 | 8,572 | 413 | ▲ 8,271 | |
| Apr-12 | 69 | 11.3 | 52 | 3 | 13 | 1 | ▲ 10 | 3,864 | 0.1 | 2,756 | 182 | 887 | 39 | ▲ 704 | |
| May-12 | 69 | 43.8 | 46 | 11 | 10 | 2 | 1 | 4,282 | 44.3 | 2,660 | 852 | 651 | 120 | 201 | |
| Jun-12 | 52 | ▲ 13.3 | 32 | 8 | 11 | 1 | ▲ 3 | 3,309 | ▲ 11.2 | 1,874 | 510 | 865 | 60 | ▲ 356 | |
| Jul-12 | 48 | ▲ 28.4 | 34 | 3 | 10 | 1 | ▲ 7 | 3,113 | ▲ 18.5 | 2,238 | 210 | 592 | 73 | ▲ 382 | |
| Aug-12 | 56 | 12.0 | 34 | 12 | 9 | 1 | 3 | 3,366 | 9.1 | 2,029 | 673 | 605 | 59 | 68 | |
| Sep-12 | 92 | 53.3 | 32 | 4 | 55 | 1 | ▲ 51 | 5,593 | 50.9 | 1,448 | 160 | 3,904 | 82 | ▲ 3,744 | |
| Oct-12 | 92 | 48.4 | 38 | 4 | 50 | 0 | ▲ 46 | 6,134 | 88.4 | 2,232 | 201 | 3,701 | 0 | ▲ 3,500 | |
| Nov-12 | 78 | 59.2 | 37 | 7 | 33 | 1 | ▲ 26 | 4,842 | 62.2 | 2,126 | 494 | 2,210 | 13 | ▲ 1,716 | |
| Dec-12 | 61 | ▲ 12.9 | 33 | 4 | 24 | 0 | ▲ 20 | 4,026 | ▲ 4.4 | 2,028 | 253 | 1,744 | 0 | ▲ 1,491 | |
| Jan-13 | 28 | ▲ 41.7 | 18 | 5 | 4 | 1 | 1 | 1,759 | ▲ 37.7 | 1,172 | 303 | 263 | 21 | 40 | |
| Feb-13 | 45 | ▲ 11.8 | 37 | 2 | 6 | 0 | ▲ 4 | 2,592 | ▲ 16.0 | 2,057 | 187 | 348 | 0 | ▲ 161 | |
| Mar-13 | 141 | ▲ 23.4 | 52 | 7 | 80 | 2 | ▲ 73 | 9,708 | ▲ 22.4 | 3,368 | 481 | 5,712 | 147 | ▲ 5,230 | |
| Apr-13 | 63 | ▲ 8.7 | 46 | 1 | 15 | 1 | ▲ 14 | 3,876 | 0.3 | 2,909 | 68 | 804 | 95 | ▲ 736 | |
| May-13 | 67 | ▲ 2.9 | 40 | 10 | 15 | 2 | ▲ 5 | 3,839 | ▲ 10.3 | 2,245 | 570 | 936 | 88 | ▲ 365 | |
| Jun-13 | 48 | ▲ 7.7 | 30 | 9 | 9 | 0 | 0 | 2,782 | ▲ 15.9 | 1,643 | 511 | 628 | 0 | ▲ 117 | |
| Jul-13 | 58 | 20.8 | 39 | 8 | 11 | 0 | ▲ 3 | 3,546 | 13.9 | 2,440 | 475 | 631 | 0 | ▲ 156 | |
| Aug-13 | 64 | 14.3 | 44 | 7 | 12 | 1 | ▲ 5 | 3,720 | 10.5 | 2,656 | 354 | 693 | 17 | ▲ 339 | |
| Sep-13 | 54 | ▲ 41.3 | 31 | 7 | 14 | 2 | ▲ 7 | 3,340 | ▲ 40.3 | 1,690 | 417 | 1,104 | 129 | ▲ 686 | |
| Oct-13 | 82 | ▲ 10.9 | 50 | 8 | 22 | 2 | ▲ 14 | 5,403 | ▲ 11.9 | 3,225 | 473 | 1,571 | 134 | ▲ 1,098 | |
| Nov-13 | 63 | ▲ 19.2 | 39 | 7 | 17 | 0 | ▲ 10 | 3,946 | ▲ 18.5 | 2,485 | 382 | 1,080 | 0 | ▲ 698 | |
| Dec-13 | 80 | 31.1 | 52 | 10 | 15 | 3 | ▲ 5 | 4,437 | 10.2 | 2,927 | 464 | 909 | 137 | ▲ 445 | |
| Jan-14 | 33 | 17.9 | 21 | 8 | 4 | 0 | 4 | 1,708 | ▲ 2.9 | 1,149 | 424 | 134 | 0 | 290 | |
| Feb-14 | 65 | 44.4 | 41 | 13 | 10 | 1 | 3 | 4,226 | 63.0 | 2,753 | 856 | 591 | 25 | 265 | |
| Mar-14 | 80 | ▲ 43.3 | 59 | 8 | 13 | 0 | ▲ 5 | 4,752 | ▲ 51.0 | 3,552 | 376 | 824 | 0 | ▲ 448 | |
| Apr-14 | 75 | 19.0 | 49 | 17 | 7 | 2 | 10 | 4,246 | 9.6 | 2,912 | 836 | 426 | 72 | 410 | |
| May-14 | 54 | ▲ 19.4 | 39 | 10 | 4 | 1 | 6 | 3,239 | ▲ 15.6 | 2,415 | 547 | 229 | 48 | 319 | |
| Jun-14 | 64 | 33.3 | 44 | 12 | 7 | 1 | 5 | 3,718 | 33.6 | 2,443 | 806 | 445 | 23 | 361 | |
| Jul-14 | 52 | ▲ 10.3 | 35 | 8 | 7 | 2 | 1 | 3,195 | ▲ 9.9 | 2,303 | 324 | 483 | 86 | ▲ 159 | |
| Aug-14 | 55 | ▲ 14.1 | 37 | 7 | 11 | 0 | ▲ 4 | 3,052 | ▲ 18.0 | 2,122 | 380 | 549 | 0 | ▲ 169 | |
| Sep-14 | 56 | 3.7 | 33 | 10 | 9 | 4 | 1 | 3,265 | ▲ 2.2 | 1,862 | 555 | 564 | 285 | ▲ 9 | |
| Oct-14 | 63 | ▲ 23.2 | 44 | 7 | 12 | 0 | ▲ 5 | 3,675 | ▲ 32.0 | 2,573 | 348 | 755 | 0 | ▲ 407 | |
| Nov-14 | 51 | ▲ 19.0 | 32 | 10 | 7 | 2 | 3 | 3,326 | ▲ 15.7 | 2,055 | 645 | 452 | 174 | 193 | |
| Dec-14 | 59 | ▲ 26.3 | 41 | 9 | 8 | 1 | 1 | 3,484 | ▲ 21.5 | 2,354 | 562 | 477 | 91 | 85 | |
| Jan-15 | 43 | 30.3 | 34 | 3 | 6 | 0 | ▲ 3 | 2,434 | 42.5 | 1,963 | 160 | 310 | 0 | ▲ 149 | |
| Feb-15 | 35 | ▲ 46.2 | 27 | 4 | 4 | 0 | 0 | 2,308 | ▲ 45.4 | 1,829 | 244 | 234 | 0 | 10 | |
| Mar-15 | 72 | ▲ 10.0 | 49 | 12 | 11 | 0 | 1 | 4,376 | ▲ 7.9 | 2,941 | 749 | 686 | 0 | 62 | |

| | Detached House | | | | | | | | | | | | | | | |
|--------|-------------------------|--|--|--------------------------------|--------------------------------|---|-----------------------|--|--------------------------------|--|--|--------------------------------|---|----------|--|--|
| | numbers of transactions | change compared to year-earlier month(%) | numbers of transactions by transaction party | | | | | trend of transaction of Private corporation (buy-sell) | gross area of transactions (㎡) | change compared to year-earlier month(%) | gross area of transactions by transaction party(㎡) | | | | | trend of transaction of Private corporation (buy-sell) |
| | | | Individual→Individual | Individual→Private corporation | Private corporation→Individual | Private corporation→Private corporation | Individual→Individual | | | | Individual→Private corporation | Private corporation→Individual | Private corporation→Private corporation | | | |
| Apr-08 | 1,492 | | 918 | 280 | 257 | 23 | 23 | 384,750 | | 228,237 | 73,634 | 69,935 | 10,081 | 3,699 | | |
| May-08 | 1,561 | | 970 | 300 | 264 | 24 | 37 | 435,533 | | 258,659 | 97,575 | 66,555 | 12,058 | 31,252 | | |
| Jun-08 | 1,538 | | 934 | 284 | 284 | 31 | 0 | 448,458 | | 245,508 | 82,594 | 78,085 | 41,259 | 4,508 | | |
| Jul-08 | 1,673 | | 1,015 | 336 | 285 | 33 | 51 | 455,659 | | 268,043 | 90,513 | 82,520 | 13,144 | 7,993 | | |
| Aug-08 | 1,403 | | 843 | 276 | 251 | 28 | 26 | 403,567 | | 214,082 | 90,148 | 68,847 | 12,186 | 21,636 | | |
| Sep-08 | 1,472 | | 909 | 297 | 240 | 22 | 57 | 445,326 | | 257,814 | 92,836 | 67,299 | 16,135 | 25,537 | | |
| Oct-08 | 1,549 | | 962 | 269 | 286 | 27 | ▲ 15 | 412,194 | | 247,871 | 73,913 | 75,008 | 14,280 | ▲ 383 | | |
| Nov-08 | 1,413 | | 875 | 255 | 260 | 21 | ▲ 5 | 398,946 | | 234,565 | 67,809 | 82,533 | 13,604 | ▲ 14,724 | | |
| Dec-08 | 1,656 | | 1,011 | 307 | 305 | 30 | 2 | 454,146 | | 264,466 | 84,829 | 93,463 | 10,678 | ▲ 8,634 | | |
| Jan-09 | 1,175 | | 714 | 250 | 177 | 24 | 76 | 342,963 | | 182,788 | 69,757 | 58,256 | 28,970 | 12,816 | | |
| Feb-09 | 1,214 | | 729 | 207 | 257 | 17 | ▲ 50 | 322,897 | | 177,828 | 57,943 | 76,504 | 9,778 | ▲ 18,560 | | |
| Mar-09 | 1,885 | | 1,199 | 311 | 347 | 21 | ▲ 37 | 482,951 | | 288,669 | 87,795 | 93,082 | 10,519 | ▲ 5,625 | | |
| Apr-09 | 1,513 | 1.4 | 943 | 232 | 313 | 22 | ▲ 81 | 408,579 | 6.2 | 250,204 | 62,293 | 82,955 | 12,132 | ▲ 20,661 | | |
| May-09 | 1,308 | ▲ 16.2 | 797 | 232 | 254 | 21 | ▲ 21 | 384,396 | ▲ 11.7 | 215,512 | 87,981 | 67,324 | 12,091 | 20,998 | | |
| Jun-09 | 1,590 | 3.4 | 971 | 262 | 323 | 31 | ▲ 61 | 431,597 | ▲ 3.8 | 248,711 | 77,130 | 82,271 | 22,442 | ▲ 5,141 | | |
| Jul-09 | 1,634 | ▲ 2.3 | 991 | 298 | 320 | 24 | ▲ 22 | 458,043 | 0.5 | 264,189 | 87,833 | 92,348 | 12,680 | ▲ 4,515 | | |
| Aug-09 | 1,424 | 1.5 | 858 | 256 | 279 | 26 | ▲ 22 | 399,403 | ▲ 1.0 | 237,786 | 74,770 | 71,444 | 13,510 | 3,991 | | |
| Sep-09 | 1,440 | ▲ 2.2 | 886 | 263 | 260 | 28 | 4 | 422,974 | ▲ 5.0 | 253,091 | 80,322 | 73,757 | 14,712 | 6,755 | | |
| Oct-09 | 1,474 | ▲ 4.8 | 893 | 282 | 276 | 19 | 5 | 414,010 | 0.4 | 244,499 | 78,817 | 78,037 | 9,442 | ▲ 275 | | |
| Nov-09 | 1,556 | 10.1 | 978 | 269 | 284 | 22 | ▲ 15 | 419,666 | 5.2 | 266,423 | 71,842 | 74,945 | 5,826 | ▲ 3,102 | | |
| Dec-09 | 1,698 | 2.5 | 1,020 | 340 | 316 | 19 | 25 | 450,575 | ▲ 0.8 | 261,561 | 91,354 | 86,746 | 9,568 | 5,310 | | |
| Jan-10 | 1,145 | ▲ 2.6 | 676 | 242 | 194 | 24 | 49 | 299,788 | ▲ 12.6 | 172,425 | 69,177 | 50,221 | 5,576 | 19,187 | | |
| Feb-10 | 1,327 | 9.3 | 791 | 257 | 251 | 16 | 8 | 363,830 | 12.7 | 204,207 | 69,400 | 74,023 | 12,997 | ▲ 3,875 | | |
| Mar-10 | 2,022 | 7.3 | 1,273 | 359 | 349 | 31 | 9 | 533,845 | 10.5 | 315,534 | 98,133 | 90,252 | 27,625 | 7,547 | | |
| Apr-10 | 1,589 | 5.0 | 981 | 293 | 294 | 18 | ▲ 1 | 415,164 | 1.6 | 249,199 | 84,692 | 73,715 | 6,478 | 10,977 | | |
| May-10 | 1,339 | 2.4 | 792 | 275 | 250 | 19 | 25 | 366,667 | ▲ 4.6 | 204,337 | 88,737 | 67,097 | 5,378 | 21,640 | | |
| Jun-10 | 1,533 | ▲ 3.6 | 950 | 271 | 292 | 19 | ▲ 21 | 439,631 | 1.9 | 254,435 | 84,144 | 91,769 | 9,128 | ▲ 7,625 | | |
| Jul-10 | 1,588 | ▲ 2.8 | 954 | 306 | 300 | 27 | 6 | 479,402 | 4.7 | 275,443 | 87,857 | 95,558 | 20,335 | ▲ 7,701 | | |
| Aug-10 | 1,365 | ▲ 4.1 | 816 | 296 | 221 | 31 | 76 | 390,865 | ▲ 2.1 | 220,706 | 84,595 | 69,713 | 15,582 | 15,151 | | |
| Sep-10 | 1,514 | 5.1 | 888 | 293 | 294 | 34 | 0 | 443,272 | 4.8 | 253,102 | 80,607 | 84,967 | 23,125 | ▲ 3,872 | | |
| Oct-10 | 1,449 | ▲ 1.7 | 901 | 270 | 258 | 19 | 11 | 392,711 | ▲ 5.1 | 240,119 | 73,960 | 69,851 | 7,839 | 3,167 | | |
| Nov-10 | 1,474 | ▲ 5.3 | 864 | 328 | 246 | 31 | 84 | 422,185 | 0.6 | 232,820 | 101,665 | 75,318 | 10,153 | 27,796 | | |
| Dec-10 | 1,636 | ▲ 3.7 | 1,036 | 300 | 276 | 21 | 24 | 450,220 | ▲ 0.1 | 277,846 | 94,646 | 64,943 | 11,997 | 29,702 | | |
| Jan-11 | 1,014 | ▲ 11.4 | 634 | 219 | 144 | 16 | 75 | 293,219 | ▲ 2.2 | 161,664 | 65,023 | 36,518 | 29,688 | 28,505 | | |
| Feb-11 | 1,251 | ▲ 5.7 | 761 | 262 | 202 | 23 | 61 | 356,571 | ▲ 2.0 | 201,833 | 76,842 | 60,352 | 16,672 | 16,676 | | |
| Mar-11 | 1,828 | ▲ 9.6 | 1,139 | 343 | 308 | 34 | 35 | 498,258 | ▲ 6.7 | 292,209 | 95,650 | 85,725 | 23,233 | 9,878 | | |
| Apr-11 | 1,418 | ▲ 10.8 | 903 | 264 | 225 | 22 | 40 | 413,900 | ▲ 0.3 | 229,031 | 90,652 | 83,651 | 8,978 | 7,718 | | |
| May-11 | 1,316 | ▲ 1.7 | 819 | 251 | 232 | 13 | 19 | 346,869 | ▲ 5.4 | 211,000 | 67,140 | 65,023 | 3,339 | 2,117 | | |
| Jun-11 | 1,565 | 2.1 | 944 | 309 | 282 | 29 | 27 | 437,853 | ▲ 0.4 | 254,509 | 85,754 | 83,662 | 13,695 | 2,093 | | |
| Jul-11 | 1,413 | ▲ 11.0 | 858 | 277 | 256 | 15 | 22 | 383,619 | ▲ 20.0 | 232,874 | 73,007 | 68,696 | 7,223 | 4,787 | | |
| Aug-11 | 1,353 | ▲ 0.9 | 853 | 262 | 209 | 28 | 53 | 371,081 | ▲ 5.1 | 228,794 | 69,500 | 54,607 | 17,906 | 14,893 | | |
| Sep-11 | 1,439 | ▲ 5.0 | 900 | 256 | 263 | 18 | ▲ 6 | 430,923 | ▲ 2.8 | 272,925 | 77,896 | 71,825 | 7,395 | 6,662 | | |
| Oct-11 | 1,384 | ▲ 4.5 | 817 | 277 | 269 | 19 | 8 | 382,027 | ▲ 2.7 | 228,221 | 72,978 | 70,338 | 9,974 | 2,640 | | |
| Nov-11 | 1,405 | ▲ 4.7 | 884 | 264 | 234 | 22 | 30 | 378,684 | ▲ 10.3 | 232,046 | 71,901 | 61,924 | 12,630 | 9,977 | | |
| Dec-11 | 1,661 | 1.5 | 1,052 | 314 | 264 | 28 | 51 | 501,693 | 11.4 | 301,949 | 101,094 | 81,533 | 15,728 | 20,011 | | |
| Jan-12 | 1,068 | 5.3 | 684 | 208 | 159 | 12 | 49 | 295,278 | 0.7 | 178,574 | 62,095 | 47,419 | 5,545 | 14,676 | | |
| Feb-12 | 1,222 | ▲ 2.3 | 739 | 264 | 186 | 30 | 78 | 332,997 | ▲ 6.6 | 188,400 | 81,821 | 48,229 | 13,855 | 33,592 | | |
| Mar-12 | 1,821 | ▲ 0.4 | 1,140 | 321 | 325 | 32 | ▲ 3 | 500,436 | 0.4 | 292,917 | 84,074 | 93,165 | 29,649 | ▲ 8,850 | | |
| Apr-12 | 1,328 | ▲ 6.3 | 839 | 252 | 210 | 27 | 42 | 376,566 | ▲ 9.0 | 223,302 | 69,057 | 56,160 | 28,048 | 12,897 | | |
| May-12 | 1,369 | 4.0 | 869 | 269 | 214 | 16 | 55 | 378,372 | 9.1 | 231,219 | 77,807 | 61,558 | 7,617 | 16,249 | | |
| Jun-12 | 1,506 | ▲ 3.8 | 922 | 296 | 267 | 20 | 29 | 409,339 | ▲ 6.5 | 244,356 | 78,055 | 75,038 | 11,016 | 3,017 | | |
| Jul-12 | 1,536 | 8.7 | 950 | 302 | 265 | 17 | 37 | 439,284 | 14.5 | 257,222 | 89,629 | 78,565 | 12,422 | 11,064 | | |
| Aug-12 | 1,404 | 3.8 | 855 | 288 | 237 | 19 | 51 | 409,940 | 10.5 | 234,488 | 93,554 | 65,085 | 15,017 | 28,470 | | |
| Sep-12 | 1,373 | ▲ 4.6 | 847 | 273 | 232 | 18 | 42 | 390,542 | ▲ 9.4 | 236,941 | 82,471 | 61,216 | 8,901 | 21,479 | | |
| Oct-12 | 1,440 | 4.0 | 878 | 274 | 267 | 20 | 8 | 413,135 | 8.1 | 259,735 | 76,340 | 68,235 | 8,160 | 8,770 | | |
| Nov-12 | 1,547 | 10.1 | 986 | 289 | 251 | 20 | 38 | 455,222 | 20.2 | 279,150 | 91,930 | 64,668 | 19,263 | 27,263 | | |
| Dec-12 | 1,692 | 1.9 | 1,079 | 288 | 301 | 22 | ▲ 13 | 486,838 | ▲ 3.0 | 296,715 | 92,332 | 86,235 | 10,645 | 6,098 | | |
| Jan-13 | 1,089 | 1.9 | 663 | 234 | 162 | 19 | 73 | 304,712 | 3.2 | 175,607 | 75,507 | 38,501 | 9,077 | 37,289 | | |
| Feb-13 | 1,255 | 2.7 | 770 | 248 | 212 | 20 | 37 | 340,966 | 2.4 | 188,439 | 83,602 | 58,837 | 8,381 | 24,949 | | |
| Mar-13 | 1,845 | 1.3 | 1,163 | 359 | 291 | 29 | 68 | 505,490 | 1.0 | 297,203 | 113,780 | 74,485 | 18,725 | 39,294 | | |
| Apr-13 | 1,509 | 13.6 | 985 | 265 | 235 | 22 | 31 | 429,111 | 14.0 | 268,986 | 70,006 | 77,785 | 11,178 | ▲ 7,408 | | |
| May-13 | 1,428 | 4.3 | 927 | 259 | 218 | 22 | 41 | 468,495 | 23.8 | 321,870 | 78,451 | 52,823 | 14,870 | 25,627 | | |
| Jun-13 | 1,549 | 2.9 | 979 | 277 | 265 | 26 | 13 | 443,670 | 8.4 | 262,627 | 79,831 | 80,043 | 20,561 | 146 | | |
| Jul-13 | 1,643 | 7.0 | 1,066 | 302 | 251 | 22 | 52 | 512,798 | 16.7 | 325,472 | 90,610 | 79,175 | 16,952 | 11,683 | | |
| Aug-13 | 1,422 | 1.3 | 897 | 292 | 213 | 18 | 79 | 409,794 | ▲ 0.0 | 254,538 | 82,931 | 60,289 | 11,052 | 22,642 | | |
| Sep-13 | 1,405 | 2.3 | 899 | 260 | 214 | 30 | 47 | 413,666 | 5.9 | 251,607 | 89,656 | 52,612 | 19,068 | 37,435 | | |
| Oct-13 | 1,495 | 3.8 | 965 | 295 | 208 | 22 | 87 | 438,443 | 6.1 | 277,502 | 100,041 | 50,570 | 8,685 | 49,471 | | |
| Nov-13 | 1,486 | ▲ 3.9 | 919 | 313 | 227 | 27 | 86 | 406,713 | ▲ 10.7 | 241,872 | 85,873 | 65,775 | 13,192 | 20,097 | | |
| Dec-13 | 1,753 | 3.6 | 1,118 | 332 | 270 | 31 | 63 | 501,928 | 3.1 | 303,991 | 94,720 | 78,238 | 23,674 | 17,494 | | |
| Jan-14 | 1,123 | 3.2 | 693 | 249 | 161 | 19 | 89 | 294,187 | ▲ 3.5 | 167,148 | 75,122 | 43,452 | 6,774 | 33,360 | | |
| Feb-14 | 1,292 | 2.9 | 803 | 268 | 208 | 9 | 60 | 339,344 | ▲ 0.5 | 205,729 | 74,516 | 54,095 | 2,664 | 20,421 | | |
| Mar-14 | 2,135 | 15.7 | 1,373 | 357 | 371 | 31 | ▲ 13 | 609,127 | 20.5 | 343,635 | 119,256 | 112,946 | 30,746 | 6,837 | | |
| Apr-14 | 1,342 | ▲ 11.1 | 818 | 302 | 197 | 22 | 104 | 381,882 | ▲ 11.0 | 225,529 | 86,203 | 53,293 | 6,582 | 24,649 | | |
| May-14 | 1,276 | ▲ 10.6 | 798 | 253 | 201 | 22 | 53 | 375,717 | ▲ 19.8 | 217,850 | 87,724 | 54,374 | 14,595 | 33,913 | | |
| Jun-14 | 1,465 | ▲ 5.4 | 907 | 295 | 247 | 16 | 48 | 435,500 | ▲ 1.8 | 259,745 | 100,485 | 65,208 | 10,062 | 35,277 | | |
| Jul-14 | 1,585 | ▲ 3.5 | 989 | 290 | 277 | 29 | 13 | 461,168 | ▲ 10.1 | 270,259 | 92,577 | 77,689 | 20,642 | 14,888 | | |
| Aug-14 | 1,356 | ▲ 4.6 | 873 | 254 | 210 | 17 | 44 | 396,987 | ▲ 3.1 | 244,523 | 85,731 | 59,194 | 6,279 | 26,537 | | |
| Sep-14 | 1,373 | ▲ 2.3 | 828 | 290 | 235 | 18 | 54 | 399,006 | ▲ 3.5 | 233,904 | 85,743 | 71,032 | 7,703 | 14,256 | | |
| Oct-14 | 1,430 | ▲ 4.3 | 865 | 292 | 246 | 25 | 46 | 410,241 | ▲ 6.4 | 247,659 | 85,069 | 63,979 | 12,998 | 21,090 | | |
| Nov-14 | 1,416 | ▲ 4.7 | 837 | 293 | 258 | 25 | 36 | 421,939 | 3.7 | 246,729 | 93,280 | 69,117 | 11,993 | 24,276 | | |
| Dec-14 | 1,674 | ▲ 4.5 | 1,038 | 330 | 279 | 26 | 52 | 488,625 | ▲ 2.7 | 292,574 | 100,180 | 79,065 | 16,409 | 21,512 | | |
| Jan-15 | 987 | ▲ 12.1 | 563 | 231 | 166 | 17 | 72 | 296,191 | 0.7 | 164,196 | 76,492 | | | | | |

| | Condominiums | | | | | | | | | | | | | | |
|--------|-------------------------|--|--|---------------------------------|----------------------------------|---|--|--|--|--|---------------------------------|----------------------------------|---|----------|--|
| | numbers of transactions | change compared to year-earlier month(%) | numbers of transactions by transaction party | | | | | gross area of transactions (m ²) | change compared to year-earlier month(%) | gross area of transactions by transaction party(m ²) | | | | | trend of transaction of Private corporation (buy-sell) |
| | | | Individual→ Individual | Individual→ Private corporation | Private corporation → Individual | Private corporation → Private corporation | trend of transaction of Private corporation (buy-sell) | | | Individual→ Individual | Individual→ Private corporation | Private corporation → Individual | Private corporation → Private corporation | | |
| Apr-08 | 864 | | 532 | 151 | 157 | 24 | ▲ 6 | 58,586 | | 37,337 | 9,717 | 10,250 | 1,282 | ▲ 533 | |
| May-08 | 801 | | 440 | 116 | 197 | 48 | ▲ 81 | 51,854 | | 30,503 | 7,472 | 11,492 | 2,387 | ▲ 4,019 | |
| Jun-08 | 810 | | 382 | 123 | 288 | 17 | ▲ 165 | 56,308 | | 26,689 | 8,117 | 20,371 | 1,131 | ▲ 12,254 | |
| Jul-08 | 771 | | 475 | 121 | 156 | 19 | ▲ 35 | 52,765 | | 32,358 | 8,493 | 10,816 | 1,098 | ▲ 2,323 | |
| Aug-08 | 707 | | 425 | 112 | 146 | 24 | ▲ 34 | 48,257 | | 29,716 | 7,249 | 10,030 | 1,262 | ▲ 2,781 | |
| Sep-08 | 648 | | 385 | 95 | 151 | 17 | ▲ 56 | 44,046 | | 26,617 | 6,359 | 10,122 | 948 | ▲ 3,764 | |
| Oct-08 | 738 | | 433 | 118 | 177 | 10 | ▲ 59 | 52,007 | | 30,558 | 8,065 | 12,743 | 642 | ▲ 4,677 | |
| Nov-08 | 633 | | 362 | 113 | 142 | 16 | ▲ 29 | 43,900 | | 25,126 | 7,901 | 9,851 | 1,021 | ▲ 1,951 | |
| Dec-08 | 724 | | 413 | 124 | 167 | 20 | ▲ 43 | 50,264 | | 28,908 | 8,271 | 11,500 | 1,584 | ▲ 3,230 | |
| Jan-09 | 572 | | 315 | 107 | 145 | 5 | ▲ 38 | 39,778 | | 22,005 | 7,387 | 10,132 | 254 | ▲ 2,746 | |
| Feb-09 | 670 | | 362 | 90 | 204 | 14 | ▲ 114 | 45,925 | | 25,139 | 6,210 | 13,691 | 886 | ▲ 7,481 | |
| Mar-09 | 1,125 | | 670 | 120 | 322 | 13 | ▲ 202 | 80,093 | | 47,887 | 8,257 | 23,137 | 812 | ▲ 14,881 | |
| Apr-09 | 782 | ▲ 9.5 | 474 | 84 | 208 | 16 | ▲ 124 | 54,053 | ▲ 7.7 | 33,154 | 5,374 | 14,602 | 923 | ▲ 9,229 | |
| May-09 | 627 | ▲ 21.7 | 372 | 96 | 153 | 6 | ▲ 57 | 43,242 | ▲ 16.6 | 25,526 | 6,918 | 10,556 | 243 | ▲ 3,638 | |
| Jun-09 | 756 | ▲ 6.7 | 453 | 110 | 183 | 10 | ▲ 73 | 51,759 | ▲ 8.1 | 31,143 | 7,558 | 12,547 | 512 | ▲ 4,989 | |
| Jul-09 | 773 | 0.3 | 464 | 111 | 188 | 10 | ▲ 77 | 53,530 | 1.5 | 32,628 | 7,366 | 13,013 | 522 | ▲ 5,647 | |
| Aug-09 | 625 | ▲ 11.6 | 378 | 86 | 156 | 5 | ▲ 70 | 44,503 | ▲ 7.8 | 26,841 | 5,987 | 11,097 | 578 | ▲ 5,110 | |
| Sep-09 | 655 | 1.1 | 394 | 101 | 151 | 9 | ▲ 50 | 45,075 | 2.3 | 27,062 | 7,005 | 10,503 | 504 | ▲ 3,498 | |
| Oct-09 | 724 | ▲ 1.9 | 388 | 97 | 229 | 10 | ▲ 132 | 49,980 | ▲ 3.9 | 25,909 | 6,506 | 16,776 | 789 | ▲ 10,270 | |
| Nov-09 | 730 | 15.3 | 424 | 100 | 194 | 12 | ▲ 94 | 50,479 | 15.0 | 29,390 | 6,850 | 13,665 | 574 | ▲ 6,815 | |
| Dec-09 | 768 | 6.1 | 441 | 138 | 176 | 13 | ▲ 38 | 52,868 | 5.2 | 30,200 | 9,541 | 12,248 | 879 | ▲ 2,707 | |
| Jan-10 | 609 | 6.5 | 372 | 114 | 116 | 7 | ▲ 2 | 42,272 | 6.3 | 26,157 | 8,018 | 7,740 | 357 | 278 | |
| Feb-10 | 667 | ▲ 0.4 | 371 | 109 | 171 | 15 | ▲ 62 | 45,050 | ▲ 1.9 | 25,308 | 7,400 | 11,433 | 847 | ▲ 4,033 | |
| Mar-10 | 1,178 | 4.7 | 767 | 146 | 251 | 14 | ▲ 105 | 82,524 | 3.0 | 54,383 | 9,825 | 17,320 | 995 | ▲ 7,495 | |
| Apr-10 | 939 | 20.1 | 562 | 125 | 243 | 9 | ▲ 118 | 61,344 | 13.5 | 38,625 | 8,608 | 13,722 | 389 | ▲ 5,114 | |
| May-10 | 679 | 8.3 | 401 | 96 | 167 | 15 | ▲ 71 | 45,348 | 4.9 | 27,343 | 6,422 | 11,005 | 578 | ▲ 4,582 | |
| Jun-10 | 689 | ▲ 8.9 | 401 | 96 | 184 | 8 | ▲ 88 | 46,569 | ▲ 10.0 | 27,360 | 6,424 | 12,285 | 500 | ▲ 5,861 | |
| Jul-10 | 807 | 4.4 | 484 | 146 | 165 | 12 | ▲ 19 | 54,942 | 2.6 | 33,225 | 9,691 | 11,309 | 717 | ▲ 1,619 | |
| Aug-10 | 651 | 4.2 | 369 | 134 | 132 | 16 | ▲ 2 | 44,823 | 0.7 | 25,567 | 9,052 | 9,162 | 1,042 | ▲ 1,111 | |
| Sep-10 | 704 | 7.5 | 400 | 130 | 155 | 19 | ▲ 25 | 48,446 | 7.5 | 27,189 | 8,998 | 10,879 | 1,380 | ▲ 1,881 | |
| Oct-10 | 701 | ▲ 3.2 | 406 | 132 | 152 | 11 | ▲ 20 | 47,521 | ▲ 4.9 | 27,289 | 9,037 | 10,569 | 627 | ▲ 1,532 | |
| Nov-10 | 732 | 0.3 | 412 | 138 | 169 | 13 | ▲ 31 | 50,267 | ▲ 0.4 | 28,235 | 9,786 | 11,480 | 766 | ▲ 1,694 | |
| Dec-10 | 809 | 5.3 | 468 | 155 | 174 | 12 | ▲ 19 | 54,945 | 3.9 | 31,784 | 10,478 | 11,959 | 724 | ▲ 1,481 | |
| Jan-11 | 585 | ▲ 3.9 | 365 | 100 | 114 | 6 | ▲ 14 | 39,645 | ▲ 6.2 | 24,437 | 6,910 | 7,949 | 349 | ▲ 1,040 | |
| Feb-11 | 622 | ▲ 6.7 | 357 | 111 | 142 | 12 | ▲ 31 | 41,845 | ▲ 7.1 | 23,971 | 7,477 | 9,576 | 821 | ▲ 2,099 | |
| Mar-11 | 1,134 | ▲ 3.7 | 748 | 163 | 210 | 13 | ▲ 47 | 78,759 | ▲ 4.6 | 52,012 | 11,170 | 14,830 | 747 | ▲ 3,660 | |
| Apr-11 | 710 | ▲ 24.4 | 468 | 95 | 140 | 7 | ▲ 45 | 49,382 | ▲ 19.5 | 32,402 | 6,502 | 10,080 | 398 | ▲ 3,578 | |
| May-11 | 649 | ▲ 4.4 | 382 | 131 | 125 | 10 | ▲ 6 | 45,371 | 0.1 | 26,497 | 9,154 | 9,088 | 573 | 66 | |
| Jun-11 | 733 | 6.4 | 426 | 126 | 139 | 42 | ▲ 13 | 47,980 | 3.0 | 28,693 | 8,183 | 9,923 | 1,181 | ▲ 1,740 | |
| Jul-11 | 677 | ▲ 16.1 | 416 | 132 | 118 | 11 | ▲ 14 | 45,839 | ▲ 16.6 | 27,784 | 8,777 | 8,672 | 605 | 105 | |
| Aug-11 | 716 | 10.0 | 394 | 146 | 168 | 8 | ▲ 22 | 48,191 | 7.5 | 26,546 | 9,726 | 11,323 | 595 | ▲ 1,597 | |
| Sep-11 | 719 | 2.1 | 381 | 140 | 184 | 14 | ▲ 44 | 49,015 | 1.2 | 26,440 | 9,642 | 11,954 | 979 | ▲ 2,312 | |
| Oct-11 | 674 | ▲ 3.9 | 354 | 141 | 166 | 13 | ▲ 25 | 44,791 | ▲ 5.7 | 24,282 | 9,640 | 10,139 | 730 | ▲ 500 | |
| Nov-11 | 721 | ▲ 1.5 | 417 | 133 | 156 | 15 | ▲ 23 | 48,210 | ▲ 4.1 | 28,399 | 8,716 | 10,232 | 641 | ▲ 1,516 | |
| Dec-11 | 773 | ▲ 4.4 | 452 | 122 | 189 | 10 | ▲ 67 | 53,125 | ▲ 3.3 | 31,543 | 8,565 | 12,389 | 829 | ▲ 3,824 | |
| Jan-12 | 549 | ▲ 6.2 | 312 | 97 | 126 | 14 | ▲ 29 | 37,302 | ▲ 5.9 | 21,331 | 6,450 | 8,627 | 895 | ▲ 2,177 | |
| Feb-12 | 705 | 13.3 | 397 | 134 | 165 | 9 | ▲ 31 | 47,214 | 12.8 | 26,606 | 8,504 | 11,464 | 641 | ▲ 2,960 | |
| Mar-12 | 1,022 | ▲ 9.9 | 644 | 143 | 219 | 16 | ▲ 76 | 70,172 | ▲ 10.9 | 44,646 | 9,429 | 15,165 | 932 | ▲ 5,736 | |
| Apr-12 | 793 | 11.7 | 500 | 135 | 149 | 9 | ▲ 14 | 54,422 | 10.2 | 35,187 | 9,057 | 9,865 | 312 | ▲ 808 | |
| May-12 | 720 | 10.9 | 410 | 115 | 168 | 27 | ▲ 53 | 46,219 | 1.9 | 27,732 | 7,401 | 9,747 | 1,339 | ▲ 2,346 | |
| Jun-12 | 769 | 4.9 | 414 | 171 | 167 | 17 | ▲ 4 | 50,404 | 5.1 | 28,037 | 10,843 | 10,493 | 1,031 | 350 | |
| Jul-12 | 823 | 21.6 | 496 | 143 | 164 | 20 | ▲ 21 | 55,681 | 21.5 | 34,348 | 9,498 | 10,837 | 998 | ▲ 1,338 | |
| Aug-12 | 740 | 3.4 | 402 | 152 | 165 | 21 | ▲ 13 | 49,864 | 3.5 | 27,937 | 9,653 | 11,627 | 647 | ▲ 1,974 | |
| Sep-12 | 664 | ▲ 7.6 | 389 | 105 | 154 | 16 | ▲ 49 | 45,639 | ▲ 6.9 | 27,220 | 6,879 | 10,665 | 875 | ▲ 3,786 | |
| Oct-12 | 714 | 5.9 | 415 | 117 | 162 | 20 | ▲ 45 | 48,605 | 8.5 | 28,944 | 7,841 | 10,898 | 922 | ▲ 3,057 | |
| Nov-12 | 735 | 1.9 | 458 | 106 | 156 | 15 | ▲ 50 | 49,117 | 1.9 | 31,176 | 6,721 | 10,642 | 578 | ▲ 3,922 | |
| Dec-12 | 765 | ▲ 1.0 | 470 | 117 | 162 | 16 | ▲ 45 | 52,484 | ▲ 1.2 | 33,043 | 7,616 | 10,887 | 938 | ▲ 3,272 | |
| Jan-13 | 559 | 1.8 | 313 | 109 | 125 | 12 | ▲ 16 | 37,660 | 1.0 | 21,744 | 7,155 | 8,276 | 485 | ▲ 1,121 | |
| Feb-13 | 711 | 0.9 | 447 | 88 | 154 | 22 | ▲ 66 | 47,995 | 0.6 | 30,323 | 5,806 | 10,185 | 1,182 | ▲ 4,379 | |
| Mar-13 | 1,140 | 11.5 | 734 | 175 | 213 | 18 | ▲ 38 | 77,363 | 10.2 | 51,894 | 10,417 | 14,124 | 927 | ▲ 3,707 | |
| Apr-13 | 849 | 7.1 | 545 | 143 | 148 | 13 | ▲ 5 | 57,566 | 5.8 | 37,780 | 9,407 | 9,496 | 883 | ▲ 89 | |
| May-13 | 769 | 6.8 | 487 | 118 | 143 | 21 | ▲ 25 | 51,944 | 12.4 | 33,113 | 7,759 | 9,636 | 1,436 | ▲ 1,877 | |
| Jun-13 | 748 | ▲ 2.7 | 443 | 116 | 166 | 23 | ▲ 50 | 49,106 | ▲ 2.6 | 30,244 | 7,049 | 10,492 | 1,321 | ▲ 3,443 | |
| Jul-13 | 916 | 11.3 | 575 | 143 | 177 | 21 | ▲ 34 | 61,626 | 10.7 | 39,958 | 9,322 | 11,390 | 956 | ▲ 2,068 | |
| Aug-13 | 701 | ▲ 5.3 | 424 | 127 | 133 | 17 | ▲ 6 | 46,484 | ▲ 6.8 | 29,364 | 8,272 | 8,101 | 748 | 171 | |
| Sep-13 | 769 | 15.8 | 474 | 103 | 175 | 17 | ▲ 72 | 50,925 | 11.6 | 32,081 | 6,642 | 11,391 | 811 | ▲ 4,749 | |
| Oct-13 | 764 | 7.0 | 472 | 140 | 137 | 15 | ▲ 3 | 50,348 | 3.6 | 31,833 | 9,595 | 8,409 | 511 | 1,186 | |
| Nov-13 | 842 | 14.6 | 496 | 133 | 193 | 20 | ▲ 60 | 54,866 | 11.7 | 33,952 | 9,291 | 10,490 | 1,133 | ▲ 1,198 | |
| Dec-13 | 799 | 4.4 | 491 | 136 | 148 | 22 | ▲ 12 | 54,135 | 3.1 | 34,525 | 8,784 | 9,746 | 965 | ▲ 962 | |
| Jan-14 | 662 | 18.4 | 398 | 117 | 135 | 12 | ▲ 18 | 43,901 | 16.6 | 27,517 | 7,501 | 8,375 | 508 | ▲ 874 | |
| Feb-14 | 772 | 8.6 | 502 | 119 | 136 | 15 | ▲ 17 | 52,395 | 10.3 | 34,704 | 7,744 | 9,220 | 727 | ▲ 1,476 | |
| Mar-14 | 1,293 | 13.4 | 831 | 152 | 291 | 19 | ▲ 139 | 88,109 | 13.9 | 58,413 | 10,109 | 18,464 | 1,124 | ▲ 8,355 | |
| Apr-14 | 728 | ▲ 14.3 | 464 | 137 | 105 | 22 | ▲ 32 | 48,904 | ▲ 15.0 | 32,110 | 8,891 | 6,786 | 1,117 | 2,105 | |
| May-14 | 663 | ▲ 13.8 | 416 | 123 | 103 | 21 | ▲ 20 | 44,129 | ▲ 15.0 | 28,650 | 7,664 | 6,684 | 1,131 | 980 | |
| Jun-14 | 736 | ▲ 1.6 | 437 | 146 | 133 | 20 | ▲ 13 | 49,253 | 0.3 | 30,251 | 9,632 | 8,303 | 1,068 | 1,330 | |
| Jul-14 | 846 | ▲ 7.6 | 509 | 147 | 178 | 12 | ▲ 31 | 58,434 | ▲ 5.2 | 35,866 | 10,185 | 11,676 | 707 | ▲ 1,491 | |
| Aug-14 | 716 | 2.1 | 402 | 140 | 155 | 19 | ▲ 15 | 46,710 | 0.5 | 27,336 | 9,120 | 9,348 | 907 | ▲ 228 | |
| Sep-14 | 734 | ▲ 4.6 | 416 | 155 | 147 | 16 | ▲ 8 | 48,847 | ▲ 4.1 | 28,757 | 10,146 | 8,958 | 986 | 1,188 | |
| Oct-14 | 794 | 3.9 | 440 | 151 | 180 | 23 | ▲ 29 | 53,035 | 5.3 | 30,483 | 10,011 | 11,202 | 1,339 | ▲ 1,191 | |
| Nov-14 | 694 | ▲ 17.6 | 403 | 139 | 139 | 13 | ▲ 0 | 45,937 | ▲ 16.3 | 27,454 | 8,951 | 8,877 | 655 | 73 | |
| Dec-14 | 815 | 2.0 | 483 | 153 | 163 | 16 | ▲ 10 | 56,022 | 3.5 | 33,968 | 10,211 | 10,815 | 1,028 | ▲ 604 | |
| Jan-15 | 647 | ▲ 2.3 | 372 | 137 | 125 | 13 | ▲ 12 | 43,223 | ▲ 1.5 | 25,582 | 9,242 | 7,558 | 841 | 1,684 | |
| Feb-15 | 713 | ▲ 7.6 | 392 | 139 | 160 | 22 | ▲ 21 | 47,873 | ▲ 8.6 | 26,781 | 9,782 | 10,434 | 877 | ▲ 651 | |
| Mar-15 | 1,224 | ▲ 5.3 | 694 | 204 | 301 | 25 | ▲ 97 | 86,013 | ▲ 2.4 | 49,742 | 13,608 | 21,008 | 1,655 | ▲ 7,400 | |

| | Detached House | | | | | | | | | | | | | | | |
|--------|-------------------------|--|--|--------------------------------|--------------------------------|---|-----------------------|--|--------------------------------|--|--|--------------------------------|---|----------|--|--|
| | numbers of transactions | change compared to year-earlier month(%) | numbers of transactions by transaction party | | | | | trend of transaction of Private corporation (buy-sell) | gross area of transactions (㎡) | change compared to year-earlier month(%) | gross area of transactions by transaction party(㎡) | | | | | trend of transaction of Private corporation (buy-sell) |
| | | | Individual→Individual | Individual→Private corporation | Private corporation→Individual | Private corporation→Private corporation | Individual→Individual | | | | Individual→Private corporation | Private corporation→Individual | Private corporation→Private corporation | | | |
| Apr-08 | 2,971 | | 1,810 | 593 | 510 | 55 | 85 | 458,272 | | 275,388 | 92,059 | 73,025 | 17,025 | 19,596 | | |
| May-08 | 2,847 | | 1,742 | 579 | 478 | 46 | 101 | 426,402 | | 253,508 | 88,398 | 74,249 | 10,056 | 14,149 | | |
| Jun-08 | 2,880 | | 1,814 | 509 | 485 | 65 | 24 | 458,346 | | 283,257 | 88,827 | 72,611 | 12,099 | 16,216 | | |
| Jul-08 | 3,043 | | 1,883 | 575 | 524 | 55 | 51 | 478,324 | | 290,355 | 98,447 | 74,989 | 13,150 | 23,458 | | |
| Aug-08 | 2,883 | | 1,728 | 497 | 406 | 47 | 92 | 403,251 | | 256,751 | 78,903 | 55,156 | 8,646 | 25,472 | | |
| Sep-08 | 2,624 | | 1,642 | 502 | 431 | 46 | 72 | 417,835 | | 258,909 | 76,636 | 64,779 | 17,211 | 11,895 | | |
| Oct-08 | 2,920 | | 1,879 | 503 | 497 | 38 | 6 | 464,740 | | 301,767 | 81,308 | 72,450 | 8,502 | 8,857 | | |
| Nov-08 | 2,582 | | 1,630 | 502 | 423 | 25 | 79 | 385,691 | | 250,009 | 75,279 | 56,498 | 3,639 | 18,781 | | |
| Dec-08 | 2,855 | | 1,811 | 515 | 478 | 48 | 37 | 599,174 | | 279,304 | 232,368 | 72,019 | 14,594 | 160,349 | | |
| Jan-09 | 2,160 | | 1,302 | 480 | 347 | 27 | 133 | 359,845 | | 210,981 | 72,604 | 58,079 | 17,606 | 14,525 | | |
| Feb-09 | 2,318 | | 1,373 | 447 | 450 | 44 | ▲ 1 | 357,986 | | 211,468 | 65,993 | 69,005 | 10,385 | ▲ 2,236 | | |
| Mar-09 | 3,746 | | 2,437 | 541 | 678 | 44 | ▲ 137 | 572,134 | | 369,331 | 82,845 | 98,328 | 11,968 | ▲ 15,534 | | |
| Apr-09 | 2,998 | 0.9 | 1,887 | 512 | 553 | 44 | ▲ 41 | 458,977 | 0.2 | 287,772 | 77,016 | 84,311 | 9,276 | ▲ 7,295 | | |
| May-09 | 2,580 | ▲ 9.4 | 1,610 | 444 | 485 | 36 | ▲ 41 | 400,472 | ▲ 6.1 | 242,138 | 71,617 | 66,189 | 19,451 | 5,428 | | |
| Jun-09 | 3,101 | 7.7 | 1,945 | 547 | 559 | 49 | ▲ 12 | 485,754 | 6.0 | 296,740 | 81,879 | 83,139 | 23,896 | ▲ 1,261 | | |
| Jul-09 | 3,121 | 2.6 | 1,970 | 593 | 505 | 43 | 88 | 460,979 | ▲ 3.6 | 289,607 | 93,409 | 65,695 | 10,139 | 27,443 | | |
| Aug-09 | 2,594 | ▲ 3.3 | 1,644 | 498 | 408 | 43 | 90 | 395,250 | ▲ 2.0 | 248,309 | 82,098 | 56,735 | 8,056 | 25,363 | | |
| Sep-09 | 2,773 | 5.7 | 1,677 | 578 | 457 | 55 | 122 | 473,081 | 13.2 | 293,873 | 86,132 | 66,188 | 25,696 | 20,056 | | |
| Oct-09 | 2,744 | ▲ 6.0 | 1,651 | 572 | 482 | 34 | 90 | 436,808 | ▲ 6.0 | 251,850 | 99,135 | 74,139 | 10,699 | 24,996 | | |
| Nov-09 | 2,899 | 12.3 | 1,761 | 525 | 485 | 38 | 40 | 469,368 | 21.7 | 277,870 | 86,701 | 72,402 | 10,972 | 14,299 | | |
| Dec-09 | 3,024 | 5.9 | 1,831 | 606 | 516 | 64 | 91 | 480,506 | ▲ 19.8 | 281,923 | 97,288 | 81,425 | 17,396 | 17,090 | | |
| Jan-10 | 2,116 | ▲ 2.0 | 1,280 | 474 | 329 | 32 | 145 | 329,259 | ▲ 8.5 | 200,829 | 72,961 | 45,609 | 9,647 | 27,353 | | |
| Feb-10 | 2,480 | 7.0 | 1,526 | 494 | 420 | 40 | 74 | 375,993 | 5.0 | 230,292 | 73,988 | 58,556 | 13,156 | 15,432 | | |
| Mar-10 | 3,646 | ▲ 2.7 | 2,316 | 705 | 562 | 61 | 143 | 570,326 | ▲ 0.3 | 350,535 | 117,382 | 82,669 | 17,134 | 33,979 | | |
| Apr-10 | 2,888 | ▲ 3.7 | 1,848 | 523 | 464 | 44 | 59 | 455,834 | ▲ 0.7 | 282,110 | 84,852 | 73,423 | 9,813 | 11,429 | | |
| May-10 | 2,610 | 1.2 | 1,611 | 538 | 422 | 39 | 116 | 429,374 | 7.2 | 253,656 | 102,979 | 65,207 | 7,533 | 37,772 | | |
| Jun-10 | 2,918 | ▲ 5.9 | 1,723 | 606 | 528 | 59 | 78 | 471,592 | ▲ 2.9 | 281,176 | 100,527 | 74,433 | 15,187 | 26,094 | | |
| Jul-10 | 2,931 | ▲ 6.1 | 1,783 | 663 | 432 | 48 | 231 | 465,389 | 1.0 | 274,303 | 108,056 | 65,151 | 16,653 | 42,905 | | |
| Aug-10 | 2,573 | ▲ 0.8 | 1,492 | 622 | 408 | 50 | 214 | 406,595 | 2.9 | 233,287 | 102,397 | 57,780 | 13,005 | 44,617 | | |
| Sep-10 | 2,799 | 0.9 | 1,666 | 599 | 460 | 65 | 140 | 450,954 | ▲ 4.7 | 264,470 | 100,080 | 68,356 | 16,518 | 31,807 | | |
| Oct-10 | 2,729 | ▲ 0.5 | 1,618 | 617 | 432 | 58 | 188 | 424,915 | ▲ 2.7 | 250,566 | 98,672 | 59,948 | 15,266 | 38,960 | | |
| Nov-10 | 2,784 | ▲ 4.0 | 1,642 | 600 | 471 | 67 | 130 | 441,462 | ▲ 5.9 | 250,286 | 90,561 | 75,615 | 24,250 | 15,381 | | |
| Dec-10 | 3,046 | 0.7 | 1,918 | 599 | 477 | 50 | 122 | 501,281 | 4.3 | 301,043 | 105,057 | 69,180 | 25,724 | 35,877 | | |
| Jan-11 | 2,029 | ▲ 4.1 | 1,157 | 539 | 298 | 30 | 242 | 324,156 | ▲ 1.5 | 179,682 | 90,789 | 43,954 | 8,733 | 47,287 | | |
| Feb-11 | 2,290 | ▲ 7.7 | 1,294 | 536 | 413 | 43 | 125 | 363,370 | ▲ 3.4 | 197,331 | 89,728 | 63,334 | 12,181 | 26,657 | | |
| Mar-11 | 3,881 | 6.4 | 2,390 | 828 | 599 | 58 | 230 | 614,334 | 7.7 | 371,063 | 126,308 | 97,817 | 18,257 | 28,649 | | |
| Apr-11 | 2,733 | ▲ 5.4 | 1,615 | 598 | 463 | 55 | 136 | 446,698 | ▲ 2.0 | 263,085 | 97,515 | 63,432 | 19,677 | 36,862 | | |
| May-11 | 2,701 | 3.5 | 1,611 | 618 | 416 | 55 | 202 | 416,415 | ▲ 3.0 | 244,251 | 91,541 | 62,200 | 18,034 | 29,341 | | |
| Jun-11 | 2,985 | 2.3 | 1,739 | 653 | 536 | 53 | 118 | 475,593 | 0.8 | 277,797 | 106,013 | 77,253 | 13,224 | 29,011 | | |
| Jul-11 | 2,679 | ▲ 8.6 | 1,563 | 645 | 428 | 41 | 217 | 440,444 | ▲ 5.4 | 242,056 | 121,717 | 68,025 | 8,174 | 53,692 | | |
| Aug-11 | 2,520 | ▲ 2.1 | 1,471 | 594 | 406 | 41 | 188 | 380,142 | ▲ 6.5 | 222,252 | 91,622 | 56,340 | 8,331 | 35,282 | | |
| Sep-11 | 2,727 | ▲ 2.6 | 1,521 | 673 | 484 | 42 | 190 | 433,040 | ▲ 4.0 | 245,748 | 106,795 | 70,476 | 8,360 | 36,436 | | |
| Oct-11 | 2,521 | ▲ 7.6 | 1,428 | 621 | 436 | 35 | 185 | 401,325 | ▲ 5.6 | 227,261 | 102,849 | 63,197 | 7,822 | 39,652 | | |
| Nov-11 | 2,752 | ▲ 1.1 | 1,621 | 630 | 454 | 46 | 176 | 428,965 | ▲ 2.8 | 250,679 | 97,463 | 64,835 | 15,782 | 32,628 | | |
| Dec-11 | 3,062 | 0.5 | 1,737 | 701 | 555 | 67 | 146 | 491,412 | ▲ 2.0 | 282,722 | 113,683 | 78,293 | 16,278 | 35,390 | | |
| Jan-12 | 2,072 | 2.1 | 1,205 | 530 | 310 | 24 | 220 | 326,034 | 0.6 | 193,333 | 80,807 | 45,434 | 5,959 | 35,373 | | |
| Feb-12 | 2,393 | 4.5 | 1,377 | 542 | 439 | 35 | 103 | 362,827 | ▲ 0.1 | 205,031 | 92,968 | 56,687 | 8,141 | 36,281 | | |
| Mar-12 | 3,624 | ▲ 6.6 | 2,172 | 771 | 606 | 67 | 166 | 572,609 | ▲ 6.8 | 333,404 | 133,311 | 83,544 | 20,160 | 49,932 | | |
| Apr-12 | 2,670 | ▲ 2.3 | 1,558 | 592 | 466 | 52 | 126 | 399,316 | ▲ 10.6 | 225,614 | 88,545 | 69,059 | 11,254 | 19,485 | | |
| May-12 | 2,704 | 0.1 | 1,604 | 627 | 434 | 39 | 193 | 404,843 | ▲ 2.8 | 242,853 | 95,713 | 57,781 | 8,496 | 37,932 | | |
| Jun-12 | 2,817 | ▲ 5.6 | 1,538 | 701 | 512 | 64 | 189 | 443,780 | ▲ 6.7 | 237,100 | 114,952 | 71,301 | 19,710 | 43,651 | | |
| Jul-12 | 2,816 | 5.1 | 1,724 | 622 | 423 | 45 | 199 | 450,200 | 2.2 | 257,775 | 115,160 | 61,653 | 13,270 | 53,506 | | |
| Aug-12 | 2,595 | 3.0 | 1,470 | 632 | 457 | 34 | 176 | 417,548 | 9.8 | 225,793 | 106,879 | 68,360 | 15,748 | 39,068 | | |
| Sep-12 | 2,648 | ▲ 2.9 | 1,459 | 637 | 482 | 67 | 155 | 420,742 | ▲ 2.8 | 224,281 | 114,331 | 65,512 | 16,321 | 48,819 | | |
| Oct-12 | 2,819 | 11.8 | 1,548 | 703 | 504 | 58 | 200 | 459,773 | 14.6 | 250,261 | 114,519 | 72,542 | 21,016 | 42,253 | | |
| Nov-12 | 2,821 | 2.5 | 1,632 | 640 | 499 | 47 | 142 | 428,612 | ▲ 0.1 | 251,155 | 95,599 | 70,353 | 10,898 | 25,471 | | |
| Dec-12 | 2,914 | ▲ 4.8 | 1,654 | 670 | 522 | 55 | 150 | 476,757 | ▲ 3.0 | 261,334 | 115,784 | 73,467 | 11,614 | 54,781 | | |
| Jan-13 | 2,093 | 1.0 | 1,204 | 531 | 311 | 41 | 220 | 342,589 | 5.1 | 194,474 | 94,498 | 42,916 | 9,443 | 51,582 | | |
| Feb-13 | 2,396 | 0.1 | 1,412 | 543 | 400 | 36 | 143 | 370,422 | 2.1 | 211,889 | 96,140 | 53,571 | 7,902 | 42,569 | | |
| Mar-13 | 3,690 | 1.8 | 2,153 | 800 | 666 | 66 | 137 | 585,924 | 2.3 | 337,770 | 131,528 | 93,349 | 22,093 | 39,263 | | |
| Apr-13 | 2,820 | 5.6 | 1,672 | 626 | 475 | 46 | 151 | 450,627 | 12.8 | 263,289 | 103,603 | 67,453 | 16,073 | 36,150 | | |
| May-13 | 2,808 | 3.8 | 1,654 | 634 | 476 | 43 | 158 | 442,126 | 9.2 | 250,261 | 106,466 | 75,341 | 9,914 | 31,125 | | |
| Jun-13 | 2,924 | 3.8 | 1,663 | 724 | 470 | 64 | 256 | 444,445 | 0.1 | 255,476 | 111,202 | 64,622 | 10,915 | 48,600 | | |
| Jul-13 | 2,816 | 0.0 | 1,653 | 640 | 468 | 54 | 172 | 451,741 | 0.3 | 256,457 | 106,806 | 64,937 | 23,469 | 41,869 | | |
| Aug-13 | 2,620 | 1.0 | 1,497 | 657 | 404 | 57 | 255 | 411,389 | ▲ 1.5 | 235,663 | 104,327 | 54,531 | 15,570 | 50,453 | | |
| Sep-13 | 2,699 | 1.9 | 1,503 | 724 | 421 | 48 | 303 | 448,950 | 6.7 | 244,207 | 122,907 | 68,169 | 13,053 | 54,739 | | |
| Oct-13 | 2,815 | ▲ 0.1 | 1,536 | 775 | 438 | 62 | 338 | 436,970 | ▲ 5.0 | 237,695 | 119,788 | 68,441 | 10,414 | 51,546 | | |
| Nov-13 | 2,818 | ▲ 0.1 | 1,646 | 708 | 401 | 59 | 307 | 456,239 | 6.4 | 264,243 | 107,812 | 60,472 | 23,008 | 47,340 | | |
| Dec-13 | 3,056 | 4.9 | 1,700 | 772 | 506 | 76 | 265 | 492,107 | 3.2 | 268,109 | 129,773 | 76,439 | 13,604 | 53,275 | | |
| Jan-14 | 2,164 | 3.4 | 1,251 | 577 | 297 | 37 | 280 | 355,656 | 3.8 | 200,483 | 95,689 | 46,183 | 12,809 | 49,506 | | |
| Feb-14 | 2,607 | 8.8 | 1,477 | 658 | 436 | 35 | 222 | 399,035 | 7.7 | 223,029 | 102,880 | 63,349 | 9,622 | 39,531 | | |
| Mar-14 | 4,158 | 12.7 | 2,495 | 920 | 676 | 62 | 244 | 695,955 | 18.8 | 395,338 | 155,408 | 103,594 | 16,408 | 52,028 | | |
| Apr-14 | 2,535 | ▲ 10.1 | 1,458 | 607 | 401 | 65 | 206 | 397,271 | ▲ 11.8 | 226,320 | 94,698 | 58,894 | 16,335 | 35,804 | | |
| May-14 | 2,588 | ▲ 7.8 | 1,459 | 673 | 397 | 57 | 276 | 403,848 | ▲ 8.7 | 231,316 | 100,120 | 56,989 | 15,055 | 43,131 | | |
| Jun-14 | 2,776 | ▲ 5.1 | 1,539 | 685 | 486 | 63 | 199 | 435,549 | ▲ 2.0 | 242,077 | 107,706 | 69,282 | 16,042 | 38,424 | | |
| Jul-14 | 2,766 | ▲ 1.8 | 1,542 | 733 | 434 | 53 | 299 | 444,421 | ▲ 1.6 | 239,893 | 118,086 | 61,610 | 23,616 | 56,477 | | |
| Aug-14 | 2,345 | ▲ 10.5 | 1,258 | 635 | 400 | 51 | 236 | 375,482 | ▲ 8.7 | 200,957 | 97,162 | 61,694 | 15,409 | 35,729 | | |
| Sep-14 | 2,617 | ▲ 3.0 | 1,386 | 699 | 457 | 73 | 242 | 430,922 | ▲ 4.0 | 221,136 | 124,256 | 69,040 | 16,069 | 55,216 | | |
| Oct-14 | 2,709 | ▲ 3.8 | 1,464 | 715 | 455 | 70 | 260 | 426,198 | ▲ 2.5 | 226,020 | 117,383 | 64,893 | 16,950 | 52,491 | | |
| Nov-14 | 2,576 | ▲ 8.6 | 1,472 | 651 | 409 | 41 | 242 | 408,575 | ▲ 10.4 | 226,997 | 109,457 | 58,810 | 11,757 | 50,648 | | |
| Dec-14 | 3,195 | 4.5 | 1,758 | | | | | | | | | | | | | |

| | Condominiums | | | | | | | | | | | | | | |
|--------|-------------------------|--|--|--------------------------------|--------------------------------|---|--|--|--|--|--------------------------------|--------------------------------|---|----------|--|
| | numbers of transactions | change compared to year-earlier month(%) | numbers of transactions by transaction party | | | | | gross area of transactions (m ²) | change compared to year-earlier month(%) | gross area of transactions by transaction party(m ²) | | | | | trend of transaction of Private corporation (buy-sell) |
| | | | Individual | Individual→Private corporation | Private corporation→Individual | Private corporation→Private corporation | trend of transaction of Private corporation (buy-sell) | | | Individual | Individual→Private corporation | Private corporation→Individual | Private corporation→Private corporation | | |
| Apr-08 | 2,688 | | 1,738 | 353 | 553 | 44 | ▲ 200 | 169,432 | | 114,693 | 20,690 | 31,533 | 2,517 | ▲ 10,843 | |
| May-08 | 2,453 | | 1,548 | 350 | 510 | 45 | ▲ 160 | 153,782 | | 101,352 | 21,064 | 28,455 | 2,911 | ▲ 7,392 | |
| Jun-08 | 2,516 | | 1,537 | 327 | 600 | 51 | ▲ 273 | 157,313 | | 100,382 | 19,401 | 33,954 | 3,503 | ▲ 14,554 | |
| Jul-08 | 2,677 | | 1,652 | 366 | 599 | 60 | ▲ 233 | 170,265 | | 108,532 | 22,607 | 35,467 | 3,659 | ▲ 12,859 | |
| Aug-08 | 2,425 | | 1,377 | 314 | 620 | 62 | ▲ 306 | 153,195 | | 91,832 | 19,155 | 35,318 | 3,692 | ▲ 16,163 | |
| Sep-08 | 2,330 | | 1,340 | 328 | 623 | 39 | ▲ 295 | 147,739 | | 88,784 | 19,647 | 36,876 | 2,433 | ▲ 17,229 | |
| Oct-08 | 2,577 | | 1,491 | 362 | 663 | 60 | ▲ 301 | 163,517 | | 97,602 | 21,831 | 40,604 | 3,405 | ▲ 18,773 | |
| Nov-08 | 2,308 | | 1,405 | 327 | 541 | 34 | ▲ 214 | 147,886 | | 92,232 | 19,991 | 33,699 | 1,890 | ▲ 13,708 | |
| Dec-08 | 2,759 | | 1,492 | 451 | 658 | 158 | ▲ 207 | 174,774 | | 97,854 | 26,468 | 39,913 | 10,539 | ▲ 13,445 | |
| Jan-09 | 2,083 | | 1,072 | 335 | 611 | 63 | ▲ 274 | 135,439 | | 71,825 | 20,396 | 39,055 | 4,013 | ▲ 18,510 | |
| Feb-09 | 2,324 | | 1,311 | 312 | 646 | 54 | ▲ 334 | 148,386 | | 86,274 | 18,274 | 40,230 | 3,516 | ▲ 21,956 | |
| Mar-09 | 3,758 | | 2,302 | 385 | 999 | 72 | ▲ 614 | 248,392 | | 156,842 | 24,127 | 62,971 | 4,452 | ▲ 38,844 | |
| Apr-09 | 2,807 | 4.4 | 1,601 | 349 | 812 | 45 | ▲ 463 | 179,276 | 5.8 | 105,354 | 20,649 | 50,513 | 2,760 | ▲ 29,865 | |
| May-09 | 2,326 | ▲ 5.2 | 1,358 | 259 | 674 | 35 | ▲ 415 | 147,415 | ▲ 4.1 | 88,769 | 15,752 | 40,975 | 1,918 | ▲ 25,223 | |
| Jun-09 | 2,816 | 11.9 | 1,559 | 368 | 826 | 63 | ▲ 458 | 177,047 | 12.5 | 102,470 | 21,276 | 50,257 | 3,044 | ▲ 28,981 | |
| Jul-09 | 2,997 | 12.0 | 1,633 | 407 | 872 | 84 | ▲ 484 | 189,427 | 11.3 | 108,081 | 23,224 | 53,612 | 4,462 | ▲ 30,340 | |
| Aug-09 | 2,803 | 15.6 | 1,346 | 324 | 1,023 | 110 | ▲ 699 | 180,470 | 17.8 | 87,884 | 19,789 | 66,402 | 6,395 | ▲ 46,613 | |
| Sep-09 | 2,984 | 28.1 | 1,448 | 719 | 735 | 81 | ▲ 15 | 186,623 | 26.3 | 96,415 | 41,694 | 43,990 | 4,445 | ▲ 2,218 | |
| Oct-09 | 2,697 | 4.7 | 1,538 | 366 | 752 | 41 | ▲ 386 | 168,968 | 3.3 | 99,880 | 22,459 | 44,571 | 2,059 | ▲ 22,112 | |
| Nov-09 | 2,869 | 24.3 | 1,550 | 327 | 943 | 48 | ▲ 616 | 185,891 | 25.7 | 103,031 | 20,712 | 59,568 | 2,515 | ▲ 38,856 | |
| Dec-09 | 2,872 | 4.1 | 1,535 | 364 | 906 | 66 | ▲ 541 | 181,896 | 4.1 | 101,412 | 21,442 | 55,091 | 3,887 | ▲ 33,585 | |
| Jan-10 | 2,099 | 0.8 | 1,188 | 323 | 537 | 51 | ▲ 214 | 133,049 | ▲ 1.8 | 77,471 | 19,608 | 33,075 | 2,894 | ▲ 13,468 | |
| Feb-10 | 2,464 | 6.0 | 1,310 | 344 | 750 | 60 | ▲ 406 | 153,290 | 3.3 | 86,081 | 20,395 | 43,846 | 2,967 | ▲ 23,451 | |
| Mar-10 | 3,911 | 4.1 | 2,325 | 451 | 1,006 | 67 | ▲ 555 | 251,125 | 1.1 | 156,186 | 26,848 | 60,860 | 3,683 | ▲ 34,012 | |
| Apr-10 | 2,921 | 4.1 | 1,718 | 403 | 741 | 59 | ▲ 338 | 182,990 | 2.1 | 112,171 | 24,222 | 43,475 | 3,122 | ▲ 19,253 | |
| May-10 | 2,424 | 4.2 | 1,421 | 310 | 660 | 33 | ▲ 350 | 151,869 | 3.0 | 92,565 | 18,855 | 38,618 | 1,830 | ▲ 19,763 | |
| Jun-10 | 2,931 | 4.1 | 1,524 | 381 | 953 | 73 | ▲ 572 | 183,326 | 3.5 | 100,169 | 22,370 | 56,375 | 4,412 | ▲ 34,005 | |
| Jul-10 | 2,828 | ▲ 5.6 | 1,658 | 390 | 737 | 42 | ▲ 347 | 178,130 | ▲ 6.0 | 108,737 | 23,262 | 43,644 | 2,443 | ▲ 20,382 | |
| Aug-10 | 2,487 | ▲ 11.3 | 1,353 | 389 | 694 | 51 | ▲ 305 | 156,041 | ▲ 13.5 | 89,869 | 22,731 | 40,376 | 3,065 | ▲ 17,644 | |
| Sep-10 | 2,819 | ▲ 5.5 | 1,429 | 397 | 896 | 97 | ▲ 499 | 172,801 | ▲ 7.4 | 92,988 | 23,596 | 50,872 | 5,345 | ▲ 27,276 | |
| Oct-10 | 2,557 | ▲ 5.2 | 1,377 | 419 | 706 | 54 | ▲ 286 | 155,508 | ▲ 8.0 | 89,118 | 25,011 | 37,703 | 3,613 | ▲ 12,629 | |
| Nov-10 | 2,680 | ▲ 6.6 | 1,469 | 444 | 711 | 56 | ▲ 267 | 164,171 | ▲ 11.7 | 95,300 | 26,121 | 39,468 | 3,282 | ▲ 13,347 | |
| Dec-10 | 2,892 | 0.7 | 1,527 | 424 | 872 | 69 | ▲ 448 | 179,230 | ▲ 1.5 | 98,997 | 24,943 | 51,495 | 3,795 | ▲ 26,552 | |
| Jan-11 | 2,038 | ▲ 2.9 | 1,113 | 351 | 527 | 47 | ▲ 176 | 125,519 | ▲ 5.7 | 71,599 | 21,039 | 30,411 | 2,471 | ▲ 9,372 | |
| Feb-11 | 2,642 | 7.2 | 1,378 | 405 | 797 | 62 | ▲ 392 | 164,155 | 7.1 | 88,290 | 24,006 | 48,081 | 3,778 | ▲ 24,075 | |
| Mar-11 | 4,043 | 3.4 | 2,395 | 592 | 999 | 57 | ▲ 407 | 258,434 | 2.9 | 160,198 | 36,067 | 58,635 | 3,534 | ▲ 22,567 | |
| Apr-11 | 2,639 | ▲ 9.7 | 1,529 | 444 | 623 | 43 | ▲ 179 | 161,600 | ▲ 11.7 | 99,285 | 25,830 | 34,028 | 2,457 | ▲ 8,198 | |
| May-11 | 2,412 | ▲ 0.5 | 1,405 | 414 | 548 | 45 | ▲ 134 | 148,583 | ▲ 2.2 | 90,878 | 24,916 | 30,139 | 2,650 | ▲ 5,223 | |
| Jun-11 | 2,862 | ▲ 2.4 | 1,586 | 505 | 717 | 54 | ▲ 212 | 174,838 | ▲ 4.6 | 101,464 | 30,198 | 39,966 | 3,210 | ▲ 9,769 | |
| Jul-11 | 2,559 | ▲ 9.5 | 1,432 | 438 | 637 | 52 | ▲ 199 | 157,235 | ▲ 11.7 | 93,301 | 25,740 | 35,412 | 2,781 | ▲ 9,672 | |
| Aug-11 | 2,616 | 5.2 | 1,341 | 471 | 620 | 184 | ▲ 149 | 156,200 | 0.1 | 87,415 | 27,966 | 35,286 | 5,533 | ▲ 7,320 | |
| Sep-11 | 2,657 | ▲ 5.7 | 1,387 | 463 | 748 | 59 | ▲ 285 | 164,191 | ▲ 5.0 | 91,237 | 27,728 | 41,968 | 3,258 | ▲ 14,239 | |
| Oct-11 | 2,568 | 0.4 | 1,360 | 475 | 674 | 59 | ▲ 199 | 154,228 | ▲ 0.8 | 87,411 | 27,235 | 36,719 | 2,862 | ▲ 9,484 | |
| Nov-11 | 2,551 | ▲ 4.8 | 1,402 | 436 | 653 | 60 | ▲ 217 | 155,514 | ▲ 5.3 | 91,467 | 25,700 | 35,020 | 3,326 | ▲ 9,320 | |
| Dec-11 | 2,807 | ▲ 2.9 | 1,455 | 524 | 730 | 98 | ▲ 206 | 169,189 | ▲ 5.6 | 95,120 | 30,572 | 38,681 | 4,815 | ▲ 8,110 | |
| Jan-12 | 1,974 | ▲ 3.1 | 1,101 | 375 | 453 | 45 | ▲ 78 | 120,737 | ▲ 3.8 | 71,598 | 21,773 | 24,959 | 2,408 | ▲ 3,186 | |
| Feb-12 | 2,495 | ▲ 5.6 | 1,348 | 406 | 685 | 56 | ▲ 279 | 153,583 | ▲ 6.4 | 88,267 | 22,652 | 39,784 | 2,879 | ▲ 17,132 | |
| Mar-12 | 3,777 | ▲ 6.6 | 2,188 | 569 | 907 | 113 | ▲ 338 | 242,425 | ▲ 6.2 | 147,692 | 33,971 | 54,301 | 6,461 | ▲ 20,330 | |
| Apr-12 | 2,765 | 4.8 | 1,659 | 471 | 580 | 55 | ▲ 109 | 171,692 | 6.2 | 108,644 | 27,146 | 33,096 | 2,807 | ▲ 5,950 | |
| May-12 | 2,574 | 6.7 | 1,424 | 506 | 586 | 58 | ▲ 80 | 158,389 | 6.6 | 92,761 | 28,748 | 33,473 | 3,406 | ▲ 4,725 | |
| Jun-12 | 2,697 | ▲ 5.8 | 1,457 | 546 | 628 | 66 | ▲ 82 | 165,524 | ▲ 5.3 | 94,805 | 31,245 | 35,726 | 3,749 | ▲ 4,481 | |
| Jul-12 | 2,631 | 2.8 | 1,504 | 482 | 580 | 65 | ▲ 98 | 162,263 | 3.2 | 99,076 | 27,938 | 32,046 | 3,202 | ▲ 4,108 | |
| Aug-12 | 2,552 | ▲ 2.4 | 1,325 | 509 | 665 | 53 | ▲ 156 | 154,999 | ▲ 0.8 | 88,556 | 28,794 | 35,261 | 2,387 | ▲ 6,467 | |
| Sep-12 | 2,459 | ▲ 7.5 | 1,303 | 474 | 595 | 86 | ▲ 122 | 150,944 | ▲ 8.1 | 86,599 | 27,615 | 32,517 | 4,148 | ▲ 4,967 | |
| Oct-12 | 2,962 | 15.3 | 1,447 | 776 | 643 | 94 | ▲ 135 | 175,087 | 13.5 | 93,377 | 40,545 | 36,140 | 4,868 | ▲ 4,561 | |
| Nov-12 | 2,847 | 11.6 | 1,490 | 554 | 718 | 85 | ▲ 164 | 171,284 | 10.1 | 97,557 | 31,188 | 38,286 | 4,252 | ▲ 7,098 | |
| Dec-12 | 2,672 | ▲ 4.8 | 1,425 | 465 | 678 | 104 | ▲ 213 | 158,128 | ▲ 6.5 | 91,779 | 26,601 | 35,200 | 4,548 | ▲ 8,600 | |
| Jan-13 | 2,064 | 4.6 | 1,109 | 411 | 478 | 66 | ▲ 67 | 124,893 | 3.4 | 72,495 | 23,936 | 25,383 | 3,078 | ▲ 1,447 | |
| Feb-13 | 2,529 | 1.4 | 1,390 | 459 | 602 | 78 | ▲ 143 | 152,643 | ▲ 0.6 | 89,591 | 26,499 | 32,493 | 4,059 | ▲ 5,994 | |
| Mar-13 | 3,986 | 5.5 | 2,386 | 600 | 915 | 84 | ▲ 314 | 248,665 | 2.6 | 160,537 | 35,806 | 48,734 | 3,532 | ▲ 12,873 | |
| Apr-13 | 3,086 | 11.6 | 1,817 | 509 | 697 | 63 | ▲ 188 | 189,756 | 10.5 | 119,416 | 28,700 | 38,995 | 2,646 | ▲ 10,294 | |
| May-13 | 2,926 | 13.7 | 1,608 | 568 | 665 | 85 | ▲ 97 | 176,781 | 11.6 | 105,785 | 32,127 | 35,416 | 3,454 | ▲ 3,289 | |
| Jun-13 | 2,845 | 5.5 | 1,541 | 505 | 727 | 69 | ▲ 221 | 172,427 | 4.2 | 100,657 | 29,517 | 38,794 | 3,241 | ▲ 9,196 | |
| Jul-13 | 2,969 | 12.8 | 1,615 | 567 | 719 | 67 | ▲ 152 | 181,774 | 12.0 | 106,732 | 32,580 | 38,952 | 3,434 | ▲ 6,372 | |
| Aug-13 | 2,571 | 0.7 | 1,410 | 502 | 598 | 57 | ▲ 95 | 158,193 | 2.1 | 93,177 | 29,141 | 32,592 | 2,981 | ▲ 3,382 | |
| Sep-13 | 2,722 | 10.7 | 1,412 | 651 | 581 | 78 | ▲ 70 | 166,753 | 10.5 | 93,406 | 37,950 | 31,456 | 3,941 | ▲ 6,495 | |
| Oct-13 | 2,817 | ▲ 4.9 | 1,448 | 600 | 695 | 74 | ▲ 95 | 167,878 | ▲ 4.1 | 94,469 | 34,632 | 36,026 | 2,751 | ▲ 1,394 | |
| Nov-13 | 2,913 | 2.3 | 1,455 | 705 | 665 | 86 | ▲ 42 | 174,784 | 2.0 | 96,021 | 40,775 | 32,263 | 4,564 | ▲ 7,672 | |
| Dec-13 | 3,169 | 18.6 | 1,569 | 668 | 848 | 84 | ▲ 180 | 189,968 | 20.1 | 102,841 | 37,870 | 45,628 | 3,629 | ▲ 7,758 | |
| Jan-14 | 2,277 | 10.3 | 1,174 | 570 | 474 | 59 | ▲ 96 | 136,896 | 9.6 | 77,595 | 31,789 | 24,623 | 2,890 | ▲ 7,165 | |
| Feb-14 | 2,904 | 14.8 | 1,480 | 573 | 771 | 80 | ▲ 198 | 172,397 | 12.9 | 96,154 | 31,898 | 41,341 | 3,003 | ▲ 9,443 | |
| Mar-14 | 4,849 | 21.7 | 2,659 | 819 | 1,257 | 113 | ▲ 438 | 304,439 | 22.4 | 179,453 | 47,375 | 71,580 | 5,940 | ▲ 24,206 | |
| Apr-14 | 2,810 | ▲ 8.9 | 1,545 | 617 | 552 | 96 | ▲ 65 | 171,501 | ▲ 9.6 | 102,946 | 33,252 | 29,743 | 5,561 | ▲ 3,509 | |
| May-14 | 2,612 | ▲ 10.7 | 1,339 | 594 | 593 | 85 | ▲ 1 | 154,332 | ▲ 12.7 | 88,030 | 32,039 | 29,797 | 4,391 | ▲ 2,242 | |
| Jun-14 | 2,751 | ▲ 3.3 | 1,443 | 574 | 669 | 64 | ▲ 95 | 165,376 | ▲ 4.1 | 95,674 | 32,210 | 34,462 | 2,947 | ▲ 2,252 | |
| Jul-14 | 2,784 | ▲ 6.2 | 1,410 | 660 | 622 | 90 | ▲ 38 | 165,556 | ▲ 8.9 | 93,332 | 36,105 | 31,785 | 4,184 | ▲ 4,320 | |
| Aug-14 | 2,455 | ▲ 4.5 | 1,258 | 561 | 542 | 94 | ▲ 19 | 146,911 | ▲ 7.1 | 82,532 | 30,630 | 29,568 | 4,181 | ▲ 1,062 | |
| Sep-14 | 2,736 | 0.5 | 1,342 | 617 | 659 | 115 | ▲ 42 | 160,011 | ▲ 4.0 | 86,866 | 34,445 | 33,119 | 5,356 | ▲ 1,326 | |
| Oct-14 | 2,750 | ▲ 2.4 | 1,327 | 607 | 735 | 80 | ▲ 127 | 163,305 | ▲ 2.7 | 86,581 | 33,662 | 39,283 | 3,705 | ▲ 5,546 | |
| Nov-14 | 2,744 | ▲ 5.8 | 1,389 | 579 | 641 | 1 | | | | | | | | | |

| | Detached House | | | | | | | | | | | | | | | |
|--------|-------------------------|--|--|---------------------------------|----------------------------------|---|------------|--|--------------------------------|--|--|---------------------------------|----------------------------------|---|--|--|
| | numbers of transactions | change compared to year-earlier month(%) | numbers of transactions by transaction party | | | | | trend of transaction of Private corporation (buy-sell) | gross area of transactions (㎡) | change compared to year-earlier month(%) | gross area of transactions by transaction party(㎡) | | | | | trend of transaction of Private corporation (buy-sell) |
| | | | Individual→ Individual | Individual→ Private corporation | Private corporation → Individual | Private corporation → Private corporation | Individual | | | | Individual→ Individual | Individual→ Private corporation | Private corporation → Individual | Private corporation → Private corporation | | |
| Apr-08 | 816 | | 500 | 147 | 158 | 8 | ▲ 11 | 211,852 | | 126,779 | 43,623 | 38,695 | 2,307 | 4,928 | | |
| May-08 | 749 | | 481 | 145 | 107 | 16 | ▲ 38 | 205,780 | | 117,748 | 38,598 | 29,366 | 20,068 | 9,232 | | |
| Jun-08 | 787 | | 498 | 134 | 144 | 7 | ▲ 10 | 204,319 | | 127,631 | 35,114 | 38,822 | 2,053 | ▲ 3,708 | | |
| Jul-08 | 826 | | 509 | 165 | 138 | 11 | ▲ 27 | 247,013 | | 144,720 | 51,793 | 41,830 | 8,011 | 9,963 | | |
| Aug-08 | 776 | | 464 | 177 | 122 | 7 | ▲ 56 | 202,325 | | 116,220 | 51,133 | 31,076 | 1,446 | 20,819 | | |
| Sep-08 | 768 | | 467 | 160 | 129 | 11 | ▲ 31 | 201,132 | | 118,914 | 43,250 | 32,911 | 5,890 | 10,339 | | |
| Oct-08 | 812 | | 504 | 144 | 143 | 11 | ▲ 3 | 204,121 | | 121,420 | 38,304 | 35,764 | 5,553 | 3,202 | | |
| Nov-08 | 727 | | 456 | 132 | 121 | 16 | ▲ 12 | 195,032 | | 120,326 | 36,885 | 30,678 | 6,503 | 6,390 | | |
| Dec-08 | 873 | | 534 | 174 | 143 | 13 | ▲ 34 | 241,998 | | 147,433 | 50,525 | 37,701 | 4,039 | 13,360 | | |
| Jan-09 | 656 | | 398 | 150 | 103 | 4 | ▲ 47 | 165,326 | | 99,339 | 37,153 | 24,244 | 4,400 | 12,908 | | |
| Feb-09 | 678 | | 396 | 138 | 138 | 4 | 0 | 174,599 | | 98,668 | 41,923 | 32,424 | 761 | 9,499 | | |
| Mar-09 | 978 | | 603 | 162 | 199 | 8 | ▲ 37 | 248,171 | | 150,816 | 43,942 | 49,022 | 2,747 | ▲ 5,080 | | |
| Apr-09 | 823 | 0.9 | 503 | 116 | 187 | 15 | ▲ 71 | 210,720 | ▲ 0.5 | 129,359 | 29,829 | 44,826 | 6,198 | ▲ 14,997 | | |
| May-09 | 677 | ▲ 9.6 | 417 | 125 | 127 | 8 | ▲ 2 | 174,056 | ▲ 15.4 | 106,719 | 31,226 | 34,261 | 1,850 | ▲ 3,035 | | |
| Jun-09 | 839 | 6.6 | 510 | 133 | 185 | 11 | ▲ 52 | 231,877 | 13.5 | 138,613 | 40,513 | 47,166 | 5,586 | ▲ 6,653 | | |
| Jul-09 | 922 | 11.6 | 546 | 193 | 166 | 14 | ▲ 27 | 253,317 | 2.6 | 145,552 | 60,642 | 40,988 | 5,040 | 19,633 | | |
| Aug-09 | 715 | ▲ 7.9 | 432 | 132 | 142 | 5 | ▲ 10 | 195,130 | ▲ 3.6 | 111,255 | 39,684 | 38,445 | 4,790 | 1,239 | | |
| Sep-09 | 751 | ▲ 2.2 | 461 | 131 | 151 | 7 | ▲ 20 | 193,879 | ▲ 3.6 | 116,660 | 33,442 | 40,944 | 2,509 | ▲ 7,502 | | |
| Oct-09 | 816 | 0.5 | 512 | 149 | 142 | 8 | ▲ 7 | 210,576 | 3.2 | 134,436 | 39,206 | 32,763 | 2,827 | 6,443 | | |
| Nov-09 | 826 | 13.6 | 502 | 171 | 143 | 10 | ▲ 28 | 224,777 | 15.3 | 135,553 | 48,007 | 36,655 | 4,563 | 11,353 | | |
| Dec-09 | 878 | 0.6 | 500 | 185 | 174 | 11 | ▲ 11 | 224,838 | ▲ 7.1 | 130,467 | 45,926 | 42,809 | 2,801 | 3,116 | | |
| Jan-10 | 581 | ▲ 11.4 | 335 | 143 | 93 | 8 | ▲ 50 | 161,604 | ▲ 2.3 | 95,116 | 40,039 | 24,535 | 1,575 | 15,505 | | |
| Feb-10 | 704 | 3.8 | 420 | 137 | 131 | 11 | ▲ 6 | 188,957 | 8.2 | 118,548 | 33,915 | 29,260 | 6,253 | 4,655 | | |
| Mar-10 | 1,096 | 12.1 | 661 | 209 | 209 | 9 | 0 | 289,366 | 16.6 | 172,919 | 60,245 | 52,054 | 2,348 | 8,191 | | |
| Apr-10 | 879 | 6.8 | 542 | 158 | 170 | 6 | ▲ 12 | 236,888 | 12.4 | 142,619 | 49,901 | 40,762 | 2,817 | 9,139 | | |
| May-10 | 685 | 1.2 | 441 | 116 | 121 | 6 | ▲ 4 | 187,376 | 7.7 | 117,322 | 36,111 | 31,782 | 1,912 | 4,577 | | |
| Jun-10 | 836 | ▲ 0.4 | 516 | 153 | 157 | 9 | ▲ 4 | 219,824 | ▲ 5.2 | 132,526 | 41,383 | 40,889 | 4,287 | 494 | | |
| Jul-10 | 806 | ▲ 12.6 | 482 | 169 | 148 | 7 | ▲ 21 | 218,509 | ▲ 14.5 | 128,421 | 45,934 | 37,353 | 4,801 | 8,582 | | |
| Aug-10 | 737 | 3.1 | 434 | 159 | 133 | 10 | ▲ 27 | 204,521 | 4.8 | 119,032 | 46,257 | 35,873 | 3,005 | 10,737 | | |
| Sep-10 | 787 | 4.8 | 490 | 157 | 125 | 9 | ▲ 33 | 206,748 | 6.6 | 126,362 | 41,862 | 30,520 | 4,378 | 13,654 | | |
| Oct-10 | 730 | ▲ 10.5 | 422 | 131 | 155 | 16 | ▲ 24 | 193,466 | ▲ 8.1 | 106,415 | 35,148 | 40,960 | 9,452 | ▲ 5,812 | | |
| Nov-10 | 766 | ▲ 7.3 | 486 | 140 | 134 | 5 | ▲ 6 | 199,215 | ▲ 11.4 | 125,290 | 37,720 | 34,683 | 1,232 | 3,036 | | |
| Dec-10 | 850 | ▲ 3.2 | 524 | 166 | 150 | 9 | ▲ 17 | 221,481 | ▲ 1.5 | 132,631 | 48,413 | 36,472 | 3,804 | 12,101 | | |
| Jan-11 | 595 | 2.4 | 341 | 142 | 99 | 11 | ▲ 43 | 159,525 | ▲ 1.3 | 83,913 | 40,807 | 25,668 | 8,614 | 15,139 | | |
| Feb-11 | 626 | ▲ 11.1 | 368 | 135 | 111 | 11 | ▲ 25 | 161,089 | ▲ 14.7 | 92,239 | 39,595 | 25,581 | 3,091 | 14,597 | | |
| Mar-11 | 1,003 | ▲ 8.5 | 635 | 183 | 169 | 8 | ▲ 14 | 259,467 | ▲ 10.3 | 159,555 | 53,687 | 41,393 | 2,331 | 12,294 | | |
| Apr-11 | 736 | ▲ 16.3 | 437 | 162 | 127 | 8 | ▲ 35 | 191,254 | ▲ 19.3 | 115,193 | 40,508 | 32,540 | 2,307 | 7,968 | | |
| May-11 | 716 | 4.5 | 460 | 135 | 112 | 8 | ▲ 23 | 195,347 | 4.3 | 118,700 | 39,746 | 33,276 | 3,325 | 6,471 | | |
| Jun-11 | 807 | ▲ 3.5 | 511 | 149 | 139 | 6 | ▲ 10 | 210,190 | ▲ 4.4 | 130,671 | 40,577 | 35,927 | 2,430 | 4,650 | | |
| Jul-11 | 745 | ▲ 7.6 | 466 | 135 | 134 | 9 | ▲ 1 | 207,092 | ▲ 4.3 | 119,718 | 42,066 | 41,602 | 3,592 | 464 | | |
| Aug-11 | 706 | ▲ 4.2 | 435 | 142 | 119 | 10 | ▲ 23 | 190,306 | ▲ 7.0 | 119,860 | 37,750 | 29,233 | 3,463 | 8,516 | | |
| Sep-11 | 715 | ▲ 9.1 | 414 | 161 | 130 | 9 | ▲ 31 | 192,447 | ▲ 6.9 | 106,032 | 47,670 | 34,606 | 3,309 | 13,065 | | |
| Oct-11 | 703 | ▲ 3.7 | 408 | 139 | 144 | 8 | ▲ 5 | 185,243 | ▲ 4.3 | 103,745 | 38,442 | 37,255 | 4,646 | 1,187 | | |
| Nov-11 | 777 | 1.4 | 492 | 142 | 136 | 3 | ▲ 7 | 229,242 | 15.1 | 138,383 | 36,760 | 36,020 | 12,754 | 1,112 | | |
| Dec-11 | 894 | 5.2 | 553 | 185 | 140 | 12 | ▲ 45 | 234,511 | 5.9 | 143,787 | 49,771 | 35,504 | 3,799 | 14,268 | | |
| Jan-12 | 561 | ▲ 5.7 | 326 | 131 | 94 | 7 | ▲ 37 | 151,228 | ▲ 5.2 | 82,767 | 39,985 | 24,262 | 2,872 | 15,723 | | |
| Feb-12 | 703 | 12.3 | 427 | 135 | 123 | 15 | ▲ 14 | 185,957 | 15.4 | 112,289 | 38,233 | 30,163 | 4,365 | 8,601 | | |
| Mar-12 | 1,015 | 1.2 | 617 | 183 | 191 | 12 | ▲ 4 | 269,042 | 3.7 | 162,504 | 45,972 | 50,319 | 3,511 | ▲ 347 | | |
| Apr-12 | 808 | 9.8 | 507 | 139 | 151 | 9 | ▲ 12 | 210,097 | 9.9 | 126,849 | 35,860 | 41,138 | 5,051 | ▲ 5,278 | | |
| May-12 | 776 | 8.4 | 512 | 142 | 116 | 5 | ▲ 26 | 205,273 | 5.1 | 135,407 | 39,140 | 26,593 | 3,166 | 12,547 | | |
| Jun-12 | 734 | ▲ 9.0 | 452 | 150 | 113 | 17 | ▲ 37 | 209,094 | ▲ 0.5 | 120,828 | 40,609 | 39,960 | 6,894 | 649 | | |
| Jul-12 | 810 | 8.7 | 515 | 131 | 153 | 10 | ▲ 21 | 212,188 | 2.5 | 132,694 | 34,046 | 40,651 | 3,175 | ▲ 4,983 | | |
| Aug-12 | 763 | 8.1 | 457 | 164 | 133 | 7 | ▲ 31 | 201,146 | 5.7 | 116,211 | 45,423 | 35,772 | 3,064 | 9,651 | | |
| Sep-12 | 662 | ▲ 7.4 | 407 | 130 | 109 | 14 | ▲ 22 | 182,699 | ▲ 5.1 | 106,246 | 40,217 | 26,088 | 9,508 | 14,484 | | |
| Oct-12 | 839 | 19.3 | 513 | 169 | 147 | 7 | ▲ 24 | 211,732 | 14.3 | 129,720 | 43,275 | 34,701 | 2,894 | 9,405 | | |
| Nov-12 | 760 | ▲ 2.2 | 439 | 160 | 149 | 9 | ▲ 11 | 211,853 | ▲ 7.6 | 127,912 | 42,262 | 37,818 | 3,127 | 4,444 | | |
| Dec-12 | 910 | 1.8 | 559 | 173 | 155 | 17 | ▲ 19 | 261,646 | 11.6 | 154,675 | 54,909 | 44,694 | 5,791 | 10,431 | | |
| Jan-13 | 559 | ▲ 0.4 | 343 | 107 | 99 | 6 | ▲ 9 | 150,448 | ▲ 0.5 | 95,062 | 29,067 | 23,364 | 1,617 | 5,999 | | |
| Feb-13 | 649 | ▲ 7.7 | 376 | 120 | 141 | 10 | ▲ 20 | 171,017 | ▲ 8.0 | 96,419 | 35,496 | 35,735 | 2,522 | 42 | | |
| Mar-13 | 964 | ▲ 5.0 | 595 | 174 | 170 | 15 | ▲ 6 | 270,740 | 0.6 | 167,363 | 52,562 | 43,231 | 4,701 | 9,954 | | |
| Apr-13 | 746 | ▲ 7.7 | 466 | 137 | 131 | 10 | ▲ 7 | 196,490 | ▲ 6.5 | 123,841 | 36,383 | 32,468 | 2,327 | 4,609 | | |
| May-13 | 749 | ▲ 3.5 | 443 | 164 | 132 | 8 | ▲ 33 | 195,050 | ▲ 5.0 | 115,884 | 42,627 | 33,018 | 1,791 | 11,173 | | |
| Jun-13 | 743 | 1.2 | 453 | 163 | 115 | 10 | ▲ 48 | 197,165 | ▲ 5.7 | 120,050 | 44,238 | 29,930 | 2,133 | 14,308 | | |
| Jul-13 | 835 | 3.1 | 517 | 159 | 148 | 9 | ▲ 11 | 220,478 | 3.9 | 136,354 | 44,733 | 36,069 | 2,004 | 8,664 | | |
| Aug-13 | 694 | ▲ 9.0 | 430 | 136 | 116 | 11 | ▲ 20 | 179,091 | ▲ 11.0 | 110,254 | 32,879 | 33,106 | 2,129 | ▲ 227 | | |
| Sep-13 | 660 | ▲ 0.3 | 375 | 153 | 113 | 13 | ▲ 40 | 176,461 | ▲ 3.4 | 100,271 | 42,486 | 27,746 | 4,350 | 14,740 | | |
| Oct-13 | 860 | 2.5 | 501 | 180 | 164 | 13 | ▲ 16 | 246,040 | 16.2 | 143,767 | 50,950 | 43,601 | 7,219 | 7,349 | | |
| Nov-13 | 763 | 0.4 | 465 | 155 | 129 | 11 | ▲ 27 | 204,076 | ▲ 3.7 | 117,798 | 48,730 | 31,575 | 4,823 | 17,386 | | |
| Dec-13 | 853 | ▲ 6.3 | 517 | 182 | 137 | 10 | ▲ 45 | 237,163 | ▲ 9.4 | 139,600 | 52,407 | 35,655 | 7,146 | 16,753 | | |
| Jan-14 | 587 | 5.0 | 358 | 128 | 88 | 11 | ▲ 40 | 158,387 | 5.3 | 95,129 | 33,904 | 23,898 | 4,110 | 10,006 | | |
| Feb-14 | 738 | 13.7 | 455 | 150 | 118 | 12 | ▲ 32 | 204,014 | 19.3 | 124,068 | 41,695 | 27,117 | 8,587 | 14,578 | | |
| Mar-14 | 1,172 | 21.6 | 696 | 209 | 232 | 17 | ▲ 23 | 332,448 | 22.8 | 185,667 | 62,838 | 58,148 | 20,011 | 4,690 | | |
| Apr-14 | 702 | ▲ 5.9 | 427 | 163 | 99 | 10 | ▲ 66 | 173,653 | ▲ 11.6 | 105,330 | 40,746 | 22,768 | 3,721 | 18,812 | | |
| May-14 | 715 | ▲ 4.5 | 433 | 162 | 108 | 11 | ▲ 55 | 186,513 | ▲ 4.4 | 111,257 | 39,330 | 32,493 | 3,294 | 6,976 | | |
| Jun-14 | 734 | ▲ 1.2 | 424 | 172 | 125 | 13 | ▲ 47 | 196,794 | ▲ 0.2 | 114,201 | 45,408 | 30,631 | 6,553 | 14,777 | | |
| Jul-14 | 829 | ▲ 0.7 | 481 | 167 | 171 | 9 | ▲ 4 | 218,009 | ▲ 1.1 | 132,048 | 40,449 | 42,981 | 2,238 | ▲ 2,532 | | |
| Aug-14 | 702 | 1.2 | 419 | 140 | 132 | 8 | ▲ 9 | 188,371 | 5.2 | 112,538 | 39,372 | 33,347 | 2,199 | 6,473 | | |
| Sep-14 | 706 | 7.0 | 394 | 152 | 149 | 6 | ▲ 3 | 192,124 | 8.9 | 111,109 | 41,528 | 34,596 | 3,514 | 6,932 | | |
| Oct-14 | 822 | ▲ 4.4 | 478 | 188 | 145 | 9 | ▲ 43 | 241,931 | ▲ 1.7 | 127,181 | 74,783 | 37,150 | 2,342 | 37,633 | | |
| Nov-14 | 738 | ▲ 3.3 | 428 | 153 | 140 | 13 | ▲ 14 | 243,328 | 19.2 | 113,724 | 44,666 | 79,818 | 4,079 | ▲ 34,772 | | |
| Dec-14 | 802 | ▲ 6.0 | 479 | 177 | 138 | 5 | ▲ 39 | 221,791 | ▲ 6.5 | 133,348 | 49,233 | 37,551 | 915 | 11,682 | | |
| Jan-15 | 546 | ▲ 7.0 | 334 | 112 | 90 | 9 | ▲ 22 | 152,106 | ▲ 4.0 | 88,262 | 31,235 | 26,896 | 4,619 | 4,340 | | |
| Feb-15 | 693 | ▲ 6.1 | 373 | 168 | 136 | 12 | ▲ 35 | 200,277 | ▲ 1.8 | 99,960 | 62,600 | 32,912 | 3,014 | 31,308 | | |
| Mar-15 | 97 | | | | | | | | | | | | | | | |

| | Condominiums | | | | | | | | | | | | | | |
|--------|-------------------------|--|--|--------------------------------|--------------------------------|---|--|--------------------------------|--|--|--------------------------------|--------------------------------|---|---------|--|
| | numbers of transactions | change compared to year-earlier month(%) | numbers of transactions by transaction party | | | | | gross area of transactions (㎡) | change compared to year-earlier month(%) | gross area of transactions by transaction party(㎡) | | | | | trend of transaction of Private corporation (buy-sell) |
| | | | Individual | Individual→Private corporation | Private corporation→Individual | Private corporation→Private corporation | trend of transaction of Private corporation (buy-sell) | | | Individual | Individual→Private corporation | Private corporation→Individual | Private corporation→Private corporation | | |
| Apr-08 | 184 | | 134 | 15 | 34 | 1 | ▲19 | 12,298 | | 9,082 | 950 | 2,194 | 72 | ▲1,244 | |
| May-08 | 149 | | 106 | 15 | 26 | 2 | ▲11 | 9,675 | | 6,921 | 1,010 | 1,660 | 84 | ▲650 | |
| Jun-08 | 162 | | 94 | 19 | 45 | 4 | ▲26 | 11,127 | | 6,523 | 1,110 | 3,258 | 236 | ▲2,147 | |
| Jul-08 | 185 | | 118 | 26 | 39 | 2 | ▲13 | 12,431 | | 8,011 | 1,645 | 2,636 | 139 | ▲992 | |
| Aug-08 | 164 | | 105 | 25 | 32 | 2 | ▲7 | 11,324 | | 7,168 | 1,634 | 2,443 | 79 | ▲809 | |
| Sep-08 | 177 | | 121 | 22 | 29 | 5 | ▲7 | 11,700 | | 8,054 | 1,364 | 1,951 | 331 | ▲586 | |
| Oct-08 | 160 | | 105 | 13 | 38 | 4 | ▲25 | 10,896 | | 7,032 | 869 | 2,688 | 307 | ▲1,818 | |
| Nov-08 | 149 | | 93 | 23 | 29 | 4 | ▲6 | 10,033 | | 6,335 | 1,493 | 1,876 | 329 | ▲383 | |
| Dec-08 | 148 | | 95 | 19 | 30 | 4 | ▲11 | 10,029 | | 6,255 | 1,343 | 2,108 | 324 | ▲765 | |
| Jan-09 | 137 | | 85 | 30 | 21 | 1 | 9 | 9,095 | | 5,644 | 1,987 | 1,415 | 49 | 571 | |
| Feb-09 | 172 | | 100 | 15 | 39 | 18 | ▲24 | 12,237 | | 6,836 | 1,007 | 2,801 | 1,592 | ▲1,794 | |
| Mar-09 | 250 | | 161 | 30 | 54 | 5 | ▲24 | 16,686 | | 10,783 | 1,981 | 3,708 | 214 | ▲1,728 | |
| Apr-09 | 198 | 7.6 | 124 | 23 | 49 | 2 | ▲26 | 13,325 | 8.4 | 8,164 | 1,575 | 3,479 | 107 | ▲1,905 | |
| May-09 | 181 | 21.5 | 99 | 21 | 59 | 2 | ▲38 | 11,946 | 23.5 | 6,564 | 1,176 | 4,062 | 145 | ▲2,886 | |
| Jun-09 | 191 | 17.9 | 105 | 17 | 62 | 7 | ▲45 | 12,865 | 15.6 | 6,854 | 1,108 | 4,410 | 493 | ▲3,301 | |
| Jul-09 | 192 | 3.8 | 110 | 22 | 55 | 5 | ▲33 | 12,747 | 2.5 | 7,143 | 1,396 | 3,908 | 300 | ▲2,512 | |
| Aug-09 | 181 | 10.4 | 94 | 24 | 61 | 2 | ▲37 | 12,391 | 9.4 | 6,449 | 1,510 | 4,299 | 133 | ▲2,788 | |
| Sep-09 | 193 | 9.0 | 111 | 28 | 50 | 4 | ▲22 | 12,801 | 9.4 | 7,257 | 1,549 | 3,695 | 300 | ▲2,146 | |
| Oct-09 | 190 | 18.8 | 102 | 13 | 75 | 0 | ▲62 | 12,793 | 17.4 | 6,583 | 809 | 5,401 | 0 | ▲4,592 | |
| Nov-09 | 197 | 32.2 | 111 | 19 | 60 | 7 | ▲41 | 13,557 | 35.1 | 7,318 | 1,178 | 4,534 | 528 | ▲3,356 | |
| Dec-09 | 202 | 36.5 | 103 | 23 | 57 | 19 | ▲34 | 12,914 | 28.8 | 6,837 | 1,311 | 3,986 | 781 | ▲2,675 | |
| Jan-10 | 149 | 8.8 | 82 | 29 | 35 | 3 | ▲6 | 9,941 | 9.3 | 5,423 | 1,941 | 2,460 | 117 | ▲520 | |
| Feb-10 | 182 | 5.8 | 84 | 17 | 77 | 4 | ▲60 | 12,240 | 0.0 | 5,454 | 1,004 | 5,529 | 254 | ▲4,525 | |
| Mar-10 | 291 | 16.4 | 175 | 33 | 78 | 5 | ▲45 | 20,084 | 20.4 | 12,041 | 2,020 | 5,688 | 335 | ▲3,668 | |
| Apr-10 | 203 | 2.5 | 115 | 25 | 62 | 1 | ▲37 | 12,875 | ▲3.4 | 7,322 | 1,590 | 3,914 | 49 | ▲2,324 | |
| May-10 | 193 | 6.6 | 98 | 24 | 70 | 1 | ▲46 | 12,635 | 5.8 | 6,319 | 1,107 | 5,135 | 73 | ▲4,028 | |
| Jun-10 | 263 | 37.7 | 118 | 26 | 116 | 3 | ▲90 | 18,248 | 41.8 | 7,877 | 1,563 | 8,542 | 266 | ▲6,980 | |
| Jul-10 | 408 | 112.5 | 123 | 26 | 235 | 24 | ▲209 | 28,956 | 127.2 | 8,064 | 1,676 | 17,418 | 1,798 | ▲15,741 | |
| Aug-10 | 187 | 3.3 | 96 | 15 | 73 | 3 | ▲58 | 12,617 | 1.8 | 6,498 | 886 | 4,976 | 257 | ▲4,090 | |
| Sep-10 | 249 | 29.0 | 130 | 25 | 85 | 9 | ▲60 | 16,496 | 28.9 | 8,328 | 1,441 | 6,058 | 669 | ▲4,616 | |
| Oct-10 | 248 | 30.5 | 111 | 26 | 98 | 13 | ▲72 | 15,949 | 24.7 | 7,377 | 1,404 | 6,677 | 491 | ▲5,272 | |
| Nov-10 | 230 | 16.8 | 120 | 39 | 70 | 1 | ▲31 | 14,457 | 6.6 | 7,721 | 2,260 | 4,426 | 50 | ▲2,167 | |
| Dec-10 | 203 | 0.5 | 124 | 30 | 42 | 7 | ▲12 | 12,853 | ▲0.5 | 8,322 | 1,706 | 2,568 | 258 | ▲862 | |
| Jan-11 | 157 | 5.4 | 94 | 26 | 33 | 4 | ▲7 | 9,794 | ▲1.5 | 5,923 | 1,552 | 2,196 | 123 | ▲644 | |
| Feb-11 | 314 | 72.5 | 111 | 25 | 164 | 14 | ▲139 | 21,799 | 78.1 | 7,461 | 1,319 | 11,837 | 1,181 | ▲10,518 | |
| Mar-11 | 257 | ▲11.7 | 168 | 25 | 58 | 6 | ▲33 | 16,924 | ▲15.7 | 11,585 | 1,543 | 3,518 | 278 | ▲1,975 | |
| Apr-11 | 205 | 1.0 | 140 | 23 | 39 | 3 | ▲16 | 12,811 | ▲0.5 | 8,903 | 1,433 | 2,309 | 166 | ▲876 | |
| May-11 | 180 | ▲6.7 | 114 | 21 | 42 | 3 | ▲21 | 11,517 | ▲8.8 | 7,236 | 1,298 | 2,818 | 164 | ▲1,520 | |
| Jun-11 | 221 | ▲16.0 | 134 | 39 | 42 | 6 | ▲3 | 14,114 | ▲22.7 | 8,923 | 2,427 | 2,561 | 202 | ▲1,134 | |
| Jul-11 | 187 | ▲54.2 | 109 | 18 | 55 | 5 | ▲37 | 11,606 | ▲59.9 | 7,259 | 1,003 | 3,104 | 240 | ▲2,100 | |
| Aug-11 | 179 | ▲4.3 | 112 | 29 | 36 | 2 | ▲7 | 11,536 | ▲8.6 | 7,292 | 1,790 | 2,272 | 182 | ▲482 | |
| Sep-11 | 183 | ▲26.5 | 123 | 22 | 36 | 2 | ▲14 | 10,969 | ▲33.5 | 7,557 | 1,343 | 2,003 | 67 | ▲661 | |
| Oct-11 | 171 | ▲31.0 | 98 | 37 | 34 | 2 | 3 | 11,443 | ▲28.3 | 6,426 | 2,495 | 2,443 | 79 | 52 | |
| Nov-11 | 181 | ▲21.3 | 113 | 32 | 32 | 4 | 0 | 11,393 | ▲21.2 | 7,278 | 1,929 | 2,121 | 65 | ▲192 | |
| Dec-11 | 201 | ▲1.0 | 119 | 45 | 32 | 5 | 13 | 12,410 | ▲3.4 | 7,618 | 2,633 | 1,948 | 211 | 684 | |
| Jan-12 | 126 | ▲19.7 | 75 | 20 | 29 | 2 | ▲9 | 8,342 | ▲14.8 | 5,238 | 1,206 | 1,742 | 156 | ▲536 | |
| Feb-12 | 209 | ▲33.4 | 128 | 28 | 50 | 3 | ▲22 | 12,837 | ▲41.1 | 8,042 | 1,446 | 3,236 | 113 | ▲1,790 | |
| Mar-12 | 242 | ▲5.8 | 159 | 37 | 40 | 6 | ▲3 | 16,432 | ▲2.9 | 11,249 | 2,237 | 2,569 | 378 | ▲332 | |
| Apr-12 | 181 | ▲11.7 | 114 | 32 | 34 | 1 | ▲2 | 11,687 | ▲8.8 | 7,563 | 2,041 | 2,036 | 48 | 4 | |
| May-12 | 177 | ▲1.7 | 108 | 27 | 33 | 9 | ▲6 | 11,487 | ▲0.3 | 7,215 | 1,731 | 2,085 | 456 | ▲354 | |
| Jun-12 | 177 | ▲19.9 | 114 | 26 | 32 | 5 | ▲6 | 11,648 | ▲17.5 | 7,712 | 1,707 | 1,983 | 247 | ▲276 | |
| Jul-12 | 201 | 7.5 | 131 | 24 | 43 | 3 | ▲19 | 13,551 | 16.8 | 9,094 | 1,436 | 2,893 | 128 | ▲1,457 | |
| Aug-12 | 164 | ▲8.4 | 100 | 30 | 32 | 2 | ▲2 | 11,243 | ▲2.5 | 6,968 | 2,084 | 2,074 | 116 | 10 | |
| Sep-12 | 179 | ▲2.2 | 111 | 33 | 33 | 2 | 0 | 11,768 | 7.3 | 7,574 | 2,125 | 1,934 | 135 | 191 | |
| Oct-12 | 180 | 5.3 | 113 | 30 | 32 | 5 | ▲2 | 11,376 | ▲0.6 | 7,571 | 1,593 | 1,929 | 283 | ▲336 | |
| Nov-12 | 188 | 3.9 | 125 | 26 | 22 | 15 | 4 | 12,007 | 5.4 | 8,494 | 1,496 | 1,540 | 477 | ▲44 | |
| Dec-12 | 214 | 6.5 | 132 | 37 | 41 | 4 | ▲4 | 13,328 | 7.4 | 8,306 | 2,132 | 2,648 | 242 | ▲516 | |
| Jan-13 | 148 | 17.5 | 104 | 20 | 24 | 0 | ▲4 | 9,524 | 14.2 | 6,816 | 1,384 | 1,323 | 0 | 61 | |
| Feb-13 | 176 | ▲15.8 | 126 | 24 | 22 | 4 | 2 | 10,994 | ▲14.4 | 8,176 | 1,184 | 1,426 | 209 | ▲242 | |
| Mar-13 | 289 | 19.4 | 207 | 30 | 50 | 2 | ▲20 | 18,961 | 15.4 | 14,087 | 1,668 | 3,133 | 73 | ▲1,465 | |
| Apr-13 | 220 | 21.5 | 153 | 26 | 38 | 3 | ▲12 | 14,301 | 22.4 | 10,190 | 1,533 | 2,440 | 138 | ▲907 | |
| May-13 | 175 | ▲1.1 | 111 | 29 | 33 | 2 | ▲4 | 11,249 | ▲2.1 | 7,330 | 1,828 | 1,972 | 117 | ▲144 | |
| Jun-13 | 185 | 4.5 | 126 | 18 | 32 | 9 | ▲14 | 12,292 | 5.5 | 8,659 | 1,082 | 1,992 | 560 | ▲910 | |
| Jul-13 | 197 | ▲2.0 | 133 | 31 | 30 | 2 | 2 | 12,840 | ▲5.3 | 8,617 | 2,016 | 2,020 | 115 | 68 | |
| Aug-13 | 167 | 1.8 | 106 | 29 | 30 | 2 | ▲1 | 11,008 | ▲2.1 | 7,178 | 1,716 | 1,914 | 201 | ▲198 | |
| Sep-13 | 174 | ▲2.8 | 116 | 26 | 29 | 3 | ▲3 | 11,152 | ▲5.2 | 7,666 | 1,518 | 1,783 | 185 | ▲265 | |
| Oct-13 | 187 | 3.9 | 127 | 31 | 25 | 4 | 6 | 12,463 | 9.6 | 8,773 | 2,103 | 1,453 | 133 | 650 | |
| Nov-13 | 206 | 9.6 | 143 | 26 | 33 | 4 | ▲7 | 13,102 | 9.1 | 9,665 | 1,436 | 1,845 | 156 | ▲410 | |
| Dec-13 | 207 | ▲3.3 | 150 | 30 | 23 | 4 | 7 | 14,411 | 8.1 | 10,538 | 1,896 | 1,713 | 263 | 183 | |
| Jan-14 | 155 | 4.7 | 99 | 28 | 26 | 2 | 2 | 10,502 | 10.3 | 7,068 | 1,760 | 1,544 | 130 | 217 | |
| Feb-14 | 179 | 1.7 | 117 | 25 | 34 | 3 | ▲9 | 12,099 | 10.1 | 8,009 | 1,767 | 2,096 | 227 | ▲329 | |
| Mar-14 | 330 | 14.2 | 216 | 41 | 66 | 7 | ▲25 | 21,847 | 15.2 | 14,635 | 2,652 | 4,185 | 375 | ▲1,532 | |
| Apr-14 | 156 | ▲29.1 | 119 | 11 | 24 | 2 | ▲13 | 10,588 | ▲26.0 | 8,162 | 674 | 1,706 | 47 | ▲1,032 | |
| May-14 | 167 | ▲4.6 | 113 | 25 | 25 | 4 | 0 | 11,100 | ▲1.3 | 7,857 | 1,540 | 1,584 | 119 | ▲44 | |
| Jun-14 | 166 | ▲10.3 | 104 | 35 | 23 | 4 | 12 | 10,736 | ▲12.7 | 7,051 | 2,119 | 1,403 | 163 | 717 | |
| Jul-14 | 183 | ▲7.1 | 119 | 28 | 32 | 4 | ▲4 | 12,330 | ▲4.0 | 8,225 | 1,699 | 2,266 | 140 | ▲566 | |
| Aug-14 | 178 | 6.6 | 128 | 29 | 18 | 3 | 11 | 11,420 | 3.7 | 8,234 | 1,840 | 1,149 | 197 | 691 | |
| Sep-14 | 197 | 13.2 | 122 | 33 | 29 | 13 | 4 | 12,685 | 13.7 | 7,966 | 2,124 | 1,752 | 843 | 372 | |
| Oct-14 | 186 | ▲0.5 | 106 | 40 | 40 | 0 | 0 | 11,769 | ▲5.6 | 7,054 | 2,021 | 2,693 | 0 | ▲672 | |
| Nov-14 | 163 | ▲20.9 | 110 | 26 | 24 | 3 | 2 | 10,813 | ▲17.5 | 7,363 | 1,793 | 1,551 | 106 | 242 | |
| Dec-14 | 211 | 1.9 | 142 | 35 | 27 | 7 | 8 | 13,663 | ▲5.2 | 9,481 | 2,080 | 1,732 | 371 | 348 | |
| Jan-15 | 153 | ▲1.3 | 99 | 22 | 29 | 3 | ▲7 | 10,233 | ▲2.6 | 6,604 | 1,463 | 1,949 | 217 | ▲486 | |
| Feb-15 | 181 | 1.1 | 114 | 31 | 26 | 10 | 5 | 12,118 | 0.2 | 7,497 | 2,091 | 1,978 | 552 | 113 | |
| Mar-15 | 298 | ▲9.7 | 206 | 33 | 55 | 4 | ▲22 | 20,263 | ▲7.2 | 14,438 | 1,905 | 3,730 | 190 | ▲1,824 | |

| | Detached House | | | | | | | | | | | | | | | |
|--------|-------------------------|--|--|---------------------------------|----------------------------------|---|------------------------|--|--------------------------------|--|--|----------------------------------|---|---------|--|--|
| | numbers of transactions | change compared to year-earlier month(%) | numbers of transactions by transaction party | | | | | trend of transaction of Private corporation (buy-sell) | gross area of transactions (㎡) | change compared to year-earlier month(%) | gross area of transactions by transaction party(㎡) | | | | | trend of transaction of Private corporation (buy-sell) |
| | | | Individual→ Individual | Individual→ Private corporation | Private corporation → Individual | Private corporation → Private corporation | Individual→ Individual | | | | Individual→ Private corporation | Private corporation → Individual | Private corporation → Private corporation | | | |
| Apr-08 | 400 | | 262 | 67 | 64 | 6 | 3 | 96,041 | | 58,045 | 20,395 | 14,840 | 2,516 | 5,556 | | |
| May-08 | 463 | | 303 | 86 | 69 | 3 | 18 | 178,750 | | 66,065 | 57,647 | 17,109 | 790 | 77,470 | | |
| Jun-08 | 387 | | 257 | 63 | 58 | 8 | 5 | 101,090 | | 65,084 | 18,937 | 12,435 | 4,396 | 6,502 | | |
| Jul-08 | 458 | | 298 | 80 | 72 | 6 | 8 | 123,966 | | 69,932 | 22,958 | 24,602 | 5,853 | ▲ 1,645 | | |
| Aug-08 | 408 | | 268 | 69 | 65 | 5 | 4 | 104,819 | | 65,722 | 20,295 | 16,556 | 2,141 | 3,738 | | |
| Sep-08 | 353 | | 221 | 58 | 68 | 3 | ▲ 10 | 87,747 | | 51,489 | 13,400 | 20,490 | 927 | ▲ 7,090 | | |
| Oct-08 | 491 | | 297 | 88 | 94 | 7 | ▲ 6 | 122,393 | | 73,797 | 22,329 | 22,343 | 2,227 | ▲ 14 | | |
| Nov-08 | 376 | | 248 | 68 | 55 | 2 | 13 | 85,416 | | 52,568 | 18,073 | 13,085 | 1,017 | 4,989 | | |
| Dec-08 | 394 | | 259 | 59 | 70 | 6 | ▲ 11 | 104,701 | | 61,505 | 22,062 | 18,115 | 3,019 | 3,948 | | |
| Jan-09 | 316 | | 214 | 45 | 55 | 1 | ▲ 10 | 71,418 | | 46,533 | 9,975 | 13,216 | 1,312 | ▲ 3,241 | | |
| Feb-09 | 366 | | 237 | 55 | 66 | 5 | ▲ 11 | 94,693 | | 61,198 | 15,161 | 15,622 | 1,966 | ▲ 460 | | |
| Mar-09 | 492 | | 317 | 88 | 83 | 1 | 5 | 126,417 | | 76,778 | 24,953 | 23,589 | 232 | 1,364 | | |
| Apr-09 | 376 | ▲ 6.0 | 250 | 54 | 69 | 3 | ▲ 15 | 87,079 | ▲ 9.3 | 55,989 | 12,637 | 17,809 | 644 | ▲ 5,172 | | |
| May-09 | 368 | ▲ 20.5 | 242 | 64 | 60 | 2 | 4 | 84,343 | ▲ 52.8 | 54,516 | 16,028 | 12,805 | 995 | 3,223 | | |
| Jun-09 | 441 | 14.0 | 306 | 57 | 74 | 4 | ▲ 17 | 109,208 | 8.0 | 75,982 | 13,914 | 18,693 | 620 | ▲ 4,779 | | |
| Jul-09 | 482 | 5.2 | 303 | 94 | 76 | 6 | 18 | 111,912 | ▲ 9.7 | 68,976 | 22,079 | 17,619 | 1,935 | 4,459 | | |
| Aug-09 | 351 | ▲ 14.0 | 222 | 66 | 61 | 2 | 5 | 80,738 | ▲ 23.0 | 49,232 | 17,508 | 13,519 | 479 | 3,988 | | |
| Sep-09 | 375 | 6.2 | 226 | 71 | 72 | 4 | ▲ 1 | 95,682 | 9.0 | 56,129 | 20,654 | 17,559 | 832 | 3,095 | | |
| Oct-09 | 425 | ▲ 13.4 | 263 | 89 | 68 | 4 | 21 | 106,378 | ▲ 13.1 | 59,864 | 24,643 | 19,177 | 2,503 | 5,466 | | |
| Nov-09 | 409 | 8.8 | 255 | 77 | 70 | 3 | 7 | 95,252 | 11.5 | 59,485 | 18,553 | 14,368 | 1,001 | 4,185 | | |
| Dec-09 | 481 | 22.1 | 301 | 92 | 79 | 8 | 13 | 123,097 | 17.6 | 69,734 | 27,126 | 19,233 | 6,663 | 7,893 | | |
| Jan-10 | 345 | 9.2 | 207 | 86 | 43 | 6 | 44 | 87,555 | 22.6 | 52,020 | 21,494 | 10,712 | 2,579 | 11,114 | | |
| Feb-10 | 389 | 6.3 | 243 | 74 | 68 | 3 | 6 | 102,182 | 7.9 | 60,613 | 23,510 | 15,755 | 1,693 | 7,755 | | |
| Mar-10 | 514 | 4.5 | 307 | 95 | 102 | 5 | ▲ 7 | 125,217 | ▲ 0.9 | 74,228 | 20,297 | 27,278 | 2,073 | ▲ 6,980 | | |
| Apr-10 | 419 | 11.4 | 267 | 71 | 78 | 3 | 7 | 100,337 | 15.2 | 58,408 | 22,005 | 19,428 | 496 | 2,577 | | |
| May-10 | 371 | 0.8 | 242 | 57 | 70 | 2 | ▲ 13 | 88,218 | 4.6 | 54,094 | 16,843 | 16,661 | 619 | 182 | | |
| Jun-10 | 442 | 0.2 | 290 | 69 | 81 | 2 | ▲ 12 | 119,488 | 9.4 | 77,673 | 21,323 | 20,208 | 284 | 1,115 | | |
| Jul-10 | 420 | ▲ 12.9 | 284 | 77 | 55 | 4 | 22 | 109,647 | ▲ 2.0 | 68,066 | 26,957 | 13,195 | 1,429 | 13,762 | | |
| Aug-10 | 377 | 7.4 | 240 | 70 | 59 | 7 | 11 | 96,913 | 20.0 | 56,634 | 22,308 | 14,356 | 3,348 | 7,952 | | |
| Sep-10 | 410 | 9.3 | 267 | 68 | 65 | 8 | 3 | 114,761 | 19.9 | 70,944 | 19,205 | 20,918 | 3,188 | ▲ 1,713 | | |
| Oct-10 | 390 | ▲ 8.2 | 217 | 90 | 78 | 1 | 13 | 105,120 | ▲ 1.2 | 50,885 | 25,382 | 27,761 | 213 | ▲ 2,165 | | |
| Nov-10 | 352 | ▲ 13.9 | 221 | 58 | 72 | 1 | ▲ 14 | 96,282 | 1.1 | 56,368 | 18,338 | 20,934 | 641 | ▲ 2,596 | | |
| Dec-10 | 437 | ▲ 9.1 | 286 | 73 | 69 | 6 | 3 | 115,465 | ▲ 6.2 | 72,220 | 17,941 | 21,334 | 2,643 | ▲ 4,153 | | |
| Jan-11 | 282 | ▲ 18.3 | 182 | 46 | 49 | 2 | ▲ 3 | 83,481 | ▲ 4.7 | 49,627 | 18,524 | 13,728 | 653 | 4,796 | | |
| Feb-11 | 351 | ▲ 9.8 | 218 | 70 | 58 | 4 | 12 | 80,005 | ▲ 21.7 | 51,171 | 14,993 | 12,726 | 929 | 2,267 | | |
| Mar-11 | 468 | ▲ 8.9 | 288 | 91 | 78 | 7 | 13 | 116,485 | ▲ 7.0 | 63,997 | 24,640 | 21,077 | 5,012 | 3,564 | | |
| Apr-11 | 373 | ▲ 11.0 | 242 | 62 | 62 | 4 | 0 | 99,488 | ▲ 0.8 | 60,062 | 20,160 | 16,067 | 1,500 | 4,093 | | |
| May-11 | 387 | 4.3 | 255 | 63 | 61 | 8 | 2 | 94,342 | 6.9 | 62,148 | 15,024 | 14,863 | 2,306 | 161 | | |
| Jun-11 | 428 | ▲ 3.2 | 274 | 79 | 71 | 3 | 8 | 115,606 | ▲ 3.2 | 67,066 | 29,837 | 17,941 | 418 | 11,896 | | |
| Jul-11 | 358 | ▲ 14.8 | 225 | 72 | 56 | 4 | 16 | 88,013 | ▲ 19.7 | 49,090 | 19,479 | 11,526 | 6,560 | 7,953 | | |
| Aug-11 | 386 | 2.4 | 249 | 67 | 60 | 8 | 8 | 106,839 | 10.2 | 65,145 | 21,302 | 16,501 | 3,040 | 5,418 | | |
| Sep-11 | 340 | ▲ 17.1 | 212 | 61 | 60 | 6 | 1 | 87,558 | ▲ 23.7 | 45,781 | 20,516 | 16,559 | 4,490 | 3,957 | | |
| Oct-11 | 370 | ▲ 5.1 | 235 | 68 | 63 | 3 | 5 | 97,658 | ▲ 7.1 | 61,361 | 19,667 | 15,510 | 996 | 4,157 | | |
| Nov-11 | 341 | ▲ 3.1 | 213 | 59 | 60 | 6 | ▲ 1 | 87,143 | ▲ 9.5 | 51,649 | 18,180 | 13,499 | 3,044 | 4,681 | | |
| Dec-11 | 428 | ▲ 2.1 | 275 | 71 | 74 | 8 | ▲ 3 | 108,553 | ▲ 6.0 | 62,741 | 23,208 | 17,056 | 5,548 | 6,152 | | |
| Jan-12 | 312 | 10.6 | 184 | 54 | 69 | 5 | ▲ 15 | 81,002 | ▲ 3.0 | 45,848 | 19,360 | 14,592 | 1,202 | 4,768 | | |
| Feb-12 | 358 | 2.0 | 226 | 63 | 59 | 6 | 4 | 89,710 | 12.1 | 53,401 | 17,258 | 16,002 | 2,223 | 1,256 | | |
| Mar-12 | 466 | ▲ 0.4 | 308 | 75 | 72 | 9 | 3 | 117,089 | 0.5 | 71,900 | 22,212 | 19,102 | 2,910 | 3,110 | | |
| Apr-12 | 341 | ▲ 8.6 | 230 | 57 | 49 | 4 | 8 | 72,606 | ▲ 27.0 | 47,566 | 12,976 | 10,875 | 1,083 | 2,101 | | |
| May-12 | 412 | 6.5 | 282 | 70 | 51 | 8 | 19 | 109,128 | 15.7 | 72,671 | 18,712 | 12,983 | 4,575 | 5,729 | | |
| Jun-12 | 388 | ▲ 9.3 | 248 | 76 | 59 | 5 | 17 | 97,614 | ▲ 15.6 | 57,961 | 21,651 | 16,579 | 1,423 | 5,072 | | |
| Jul-12 | 340 | ▲ 5.0 | 219 | 52 | 66 | 3 | ▲ 14 | 80,799 | ▲ 8.2 | 51,377 | 11,514 | 16,830 | 1,077 | ▲ 5,316 | | |
| Aug-12 | 369 | ▲ 4.4 | 241 | 80 | 45 | 2 | 35 | 86,301 | ▲ 19.2 | 54,449 | 21,482 | 9,594 | 585 | 11,888 | | |
| Sep-12 | 330 | ▲ 2.9 | 225 | 47 | 51 | 6 | ▲ 4 | 104,002 | 18.8 | 53,750 | 34,748 | 12,180 | 3,113 | 22,568 | | |
| Oct-12 | 345 | ▲ 6.8 | 233 | 58 | 51 | 2 | 7 | 93,292 | ▲ 4.5 | 59,589 | 18,259 | 14,700 | 565 | 3,559 | | |
| Nov-12 | 379 | 11.1 | 230 | 83 | 60 | 5 | 23 | 103,964 | 19.3 | 58,545 | 27,367 | 13,874 | 3,748 | 13,493 | | |
| Dec-12 | 405 | ▲ 5.4 | 276 | 57 | 69 | 3 | ▲ 12 | 108,159 | ▲ 0.4 | 69,631 | 18,796 | 18,413 | 1,320 | 383 | | |
| Jan-13 | 266 | ▲ 14.7 | 166 | 50 | 47 | 3 | 3 | 77,631 | ▲ 4.2 | 50,768 | 12,994 | 13,181 | 788 | ▲ 287 | | |
| Feb-13 | 347 | ▲ 3.1 | 209 | 78 | 57 | 2 | 21 | 91,542 | 2.0 | 54,391 | 19,059 | 17,379 | 393 | 1,680 | | |
| Mar-13 | 460 | ▲ 1.3 | 325 | 64 | 62 | 4 | 3 | 119,247 | 1.8 | 78,970 | 20,974 | 16,484 | 939 | 4,915 | | |
| Apr-13 | 415 | 21.7 | 263 | 76 | 66 | 8 | 10 | 103,852 | 43.0 | 60,596 | 23,694 | 16,236 | 2,766 | 7,458 | | |
| May-13 | 412 | 0.0 | 270 | 73 | 66 | 1 | 7 | 97,248 | ▲ 10.9 | 61,523 | 17,494 | 17,687 | 167 | ▲ 194 | | |
| Jun-13 | 401 | 3.4 | 265 | 77 | 57 | 2 | 20 | 99,541 | 2.0 | 63,881 | 19,148 | 16,195 | 317 | 2,953 | | |
| Jul-13 | 423 | 24.4 | 275 | 72 | 73 | 3 | ▲ 1 | 105,943 | 31.1 | 66,991 | 20,347 | 16,991 | 1,614 | 3,356 | | |
| Aug-13 | 328 | ▲ 11.1 | 234 | 48 | 45 | 1 | 3 | 92,183 | 6.8 | 62,152 | 15,750 | 12,793 | 1,488 | 2,958 | | |
| Sep-13 | 371 | 12.4 | 247 | 54 | 59 | 10 | ▲ 5 | 90,970 | ▲ 12.5 | 57,763 | 12,922 | 12,490 | 7,707 | 432 | | |
| Oct-13 | 399 | 15.7 | 253 | 71 | 70 | 5 | 1 | 110,132 | 18.1 | 61,825 | 25,225 | 19,925 | 3,157 | 5,300 | | |
| Nov-13 | 358 | ▲ 5.5 | 213 | 77 | 67 | 0 | 10 | 89,490 | ▲ 13.9 | 51,426 | 20,438 | 17,045 | 0 | 3,393 | | |
| Dec-13 | 441 | 8.9 | 301 | 74 | 56 | 9 | 18 | 118,365 | 9.4 | 82,065 | 20,328 | 11,806 | 3,802 | 8,521 | | |
| Jan-14 | 291 | 9.4 | 184 | 69 | 36 | 2 | 33 | 78,824 | 1.5 | 46,899 | 19,705 | 9,861 | 2,359 | 9,843 | | |
| Feb-14 | 401 | 15.6 | 252 | 79 | 64 | 6 | 15 | 110,901 | 21.1 | 63,916 | 27,145 | 17,885 | 1,956 | 9,261 | | |
| Mar-14 | 510 | 10.9 | 340 | 95 | 70 | 4 | 25 | 128,076 | 7.4 | 81,590 | 26,530 | 18,770 | 1,006 | 7,759 | | |
| Apr-14 | 385 | ▲ 7.2 | 280 | 55 | 49 | 1 | 6 | 97,899 | ▲ 5.7 | 59,455 | 25,593 | 12,587 | 264 | 13,005 | | |
| May-14 | 397 | ▲ 3.6 | 262 | 77 | 55 | 3 | 22 | 101,145 | 4.0 | 64,444 | 20,132 | 14,513 | 2,056 | 5,619 | | |
| Jun-14 | 380 | ▲ 5.2 | 250 | 77 | 48 | 3 | 29 | 96,058 | ▲ 3.5 | 60,134 | 22,374 | 12,558 | 712 | 9,817 | | |
| Jul-14 | 399 | ▲ 5.7 | 246 | 70 | 79 | 3 | ▲ 9 | 111,372 | 5.1 | 66,354 | 17,043 | 26,491 | 1,218 | ▲ 9,448 | | |
| Aug-14 | 336 | 2.4 | 211 | 74 | 49 | 2 | 25 | 89,591 | ▲ 2.8 | 52,255 | 24,270 | 12,531 | 535 | 11,739 | | |
| Sep-14 | 343 | ▲ 7.5 | 218 | 58 | 66 | 1 | ▲ 8 | 83,083 | ▲ 8.7 | 51,390 | 14,977 | 16,548 | 168 | ▲ 1,571 | | |
| Oct-14 | 399 | 0.0 | 253 | 80 | 61 | 4 | 19 | 113,152 | 2.7 | 63,847 | 22,113 | 17,314 | 8,530 | 4,799 | | |
| Nov-14 | 364 | 1.7 | 227 | 69 | 58 | 6 | 11 | 82,451 | ▲ 7.9 | 53,325 | 13,427 | 14,018 | 1,013 | ▲ 591 | | |
| Dec-14 | 462 | 4.8 | 291 | 95 | 67 | 8 | 28 | 121,198 | 2.4 | 73,735 | 24,970 | 15,462 | 6,803 | 9,508 | | |
| Jan-15 | 269 | ▲ 7.6 | 170 | 54 | 42 | 2 | 12 | 69,998 | ▲ 11.2 | 45,120 | 15,032 | 9,419 | 299 | 5,613 | | |
| Feb-15 | 369 | ▲ 8.0 | 218 | 70 | 76 | 5 | ▲ 6 | 101,589 | ▲ 8.4 | 55,280 | 28,139 | 16,852 | 1,318 | 11,287 | | |
| Mar-15 | 486 | ▲ 4.7 | 312 | 90 | 73 | 8 | 17 | 124,768 | ▲ 2.6 | 78,259 | 24,368 | 17,363 | 4,185 | 7,005 | | |

| | Condominiums | | | | | | | | | | | | | | | |
|--------|-------------------------|--|--|--------------------------------|----------------------------------|---|--|------------|--------------------------------|--|--|----------------------------------|---|---------|--|--|
| | numbers of transactions | change compared to year-earlier month(%) | numbers of transactions by transaction party | | | | | | gross area of transactions (㎡) | change compared to year-earlier month(%) | gross area of transactions by transaction party(㎡) | | | | | trend of transaction of Private corporation (buy-sell) |
| | | | Individual | Individual→Private corporation | Private corporation → Individual | Private corporation → Private corporation | trend of transaction of Private corporation (buy-sell) | Individual | | | Individual→Private corporation | Private corporation → Individual | Private corporation → Private corporation | | | |
| Apr-08 | 94 | | 62 | 11 | 17 | 4 | ▲ 6 | 5,968 | | 4,120 | 536 | 1,149 | 163 | ▲ 613 | | |
| May-08 | 91 | | 67 | 12 | 11 | 1 | ▲ 1 | 5,833 | | 4,388 | 735 | 617 | 94 | ▲ 118 | | |
| Jun-08 | 73 | | 45 | 11 | 17 | 0 | ▲ 6 | 4,525 | | 2,903 | 653 | 989 | 0 | ▲ 315 | | |
| Jul-08 | 98 | | 63 | 8 | 25 | 2 | ▲ 17 | 6,777 | | 4,227 | 551 | 1,848 | 151 | ▲ 1,298 | | |
| Aug-08 | 82 | | 52 | 10 | 19 | 1 | ▲ 9 | 5,186 | | 3,168 | 624 | 1,320 | 73 | ▲ 696 | | |
| Sep-08 | 62 | | 40 | 8 | 14 | 0 | ▲ 6 | 3,918 | | 2,479 | 501 | 938 | 0 | ▲ 437 | | |
| Oct-08 | 83 | | 54 | 9 | 20 | 0 | ▲ 11 | 5,134 | | 3,212 | 584 | 1,338 | 0 | ▲ 754 | | |
| Nov-08 | 88 | | 59 | 7 | 22 | 0 | ▲ 15 | 6,061 | | 4,072 | 441 | 1,548 | 0 | ▲ 1,108 | | |
| Dec-08 | 90 | | 57 | 12 | 20 | 1 | ▲ 8 | 5,882 | | 3,556 | 721 | 1,524 | 81 | ▲ 802 | | |
| Jan-09 | 64 | | 41 | 5 | 14 | 4 | ▲ 9 | 4,291 | | 2,601 | 288 | 1,095 | 307 | ▲ 807 | | |
| Feb-09 | 81 | | 59 | 9 | 12 | 1 | ▲ 3 | 5,086 | | 3,832 | 489 | 704 | 62 | ▲ 215 | | |
| Mar-09 | 139 | | 87 | 13 | 38 | 1 | ▲ 25 | 9,316 | | 5,661 | 938 | 2,693 | 24 | ▲ 1,755 | | |
| Apr-09 | 103 | 9.6 | 64 | 14 | 24 | 1 | ▲ 10 | 6,492 | 8.8 | 4,130 | 866 | 1,409 | 87 | ▲ 544 | | |
| May-09 | 90 | ▲ 1.1 | 56 | 8 | 26 | 0 | ▲ 18 | 6,148 | 5.4 | 3,719 | 603 | 1,826 | 0 | ▲ 1,224 | | |
| Jun-09 | 135 | 84.9 | 72 | 12 | 31 | 20 | ▲ 19 | 8,312 | 83.7 | 4,885 | 825 | 2,177 | 425 | ▲ 1,352 | | |
| Jul-09 | 98 | 0.0 | 59 | 15 | 24 | 0 | ▲ 9 | 6,376 | ▲ 5.9 | 3,725 | 933 | 1,718 | 0 | ▲ 786 | | |
| Aug-09 | 91 | 11.0 | 55 | 11 | 25 | 0 | ▲ 14 | 6,060 | 16.9 | 3,446 | 699 | 1,915 | 0 | ▲ 1,217 | | |
| Sep-09 | 89 | 43.5 | 59 | 7 | 20 | 3 | ▲ 13 | 5,888 | 50.3 | 3,927 | 394 | 1,439 | 127 | ▲ 1,045 | | |
| Oct-09 | 104 | 25.3 | 57 | 18 | 25 | 4 | ▲ 7 | 6,809 | 32.6 | 3,579 | 1,167 | 1,899 | 164 | ▲ 733 | | |
| Nov-09 | 96 | 9.1 | 62 | 12 | 20 | 2 | ▲ 8 | 6,524 | 7.6 | 4,108 | 838 | 1,483 | 94 | ▲ 645 | | |
| Dec-09 | 103 | 14.4 | 52 | 18 | 32 | 1 | ▲ 14 | 6,648 | 13.0 | 3,300 | 1,184 | 2,103 | 61 | ▲ 919 | | |
| Jan-10 | 90 | 40.6 | 48 | 12 | 30 | 0 | ▲ 18 | 5,512 | 28.4 | 2,867 | 750 | 1,894 | 0 | ▲ 1,143 | | |
| Feb-10 | 97 | 19.8 | 48 | 16 | 33 | 0 | ▲ 17 | 6,669 | 31.1 | 3,211 | 1,086 | 2,373 | 0 | ▲ 1,287 | | |
| Mar-10 | 152 | 9.4 | 82 | 11 | 54 | 5 | ▲ 43 | 9,979 | 7.1 | 5,310 | 572 | 3,724 | 374 | ▲ 3,152 | | |
| Apr-10 | 124 | 20.4 | 82 | 12 | 28 | 2 | ▲ 16 | 8,225 | 26.7 | 5,561 | 680 | 1,846 | 137 | ▲ 1,166 | | |
| May-10 | 85 | ▲ 5.6 | 50 | 11 | 24 | 0 | ▲ 13 | 5,361 | ▲ 12.8 | 3,261 | 658 | 1,443 | 0 | ▲ 785 | | |
| Jun-10 | 126 | ▲ 6.7 | 70 | 14 | 41 | 1 | ▲ 27 | 7,580 | ▲ 8.8 | 4,100 | 830 | 2,637 | 13 | ▲ 1,807 | | |
| Jul-10 | 90 | ▲ 8.2 | 53 | 11 | 25 | 1 | ▲ 14 | 5,521 | ▲ 13.4 | 3,089 | 702 | 1,669 | 61 | ▲ 967 | | |
| Aug-10 | 97 | 6.6 | 57 | 8 | 31 | 1 | ▲ 23 | 5,937 | ▲ 2.0 | 3,368 | 403 | 2,093 | 72 | ▲ 1,690 | | |
| Sep-10 | 106 | 19.1 | 69 | 12 | 22 | 3 | ▲ 10 | 6,497 | 10.4 | 4,200 | 584 | 1,513 | 200 | ▲ 929 | | |
| Oct-10 | 86 | ▲ 17.3 | 53 | 15 | 15 | 3 | 0 | 5,020 | ▲ 26.3 | 2,860 | 900 | 1,055 | 205 | ▲ 155 | | |
| Nov-10 | 91 | ▲ 5.2 | 45 | 16 | 28 | 2 | ▲ 12 | 5,653 | ▲ 13.4 | 2,867 | 875 | 1,876 | 35 | ▲ 1,000 | | |
| Dec-10 | 103 | 0.0 | 64 | 15 | 22 | 2 | ▲ 7 | 6,776 | 1.9 | 4,170 | 864 | 1,592 | 150 | ▲ 728 | | |
| Jan-11 | 83 | ▲ 7.8 | 55 | 9 | 17 | 2 | ▲ 8 | 4,731 | ▲ 14.2 | 2,962 | 567 | 1,096 | 106 | ▲ 529 | | |
| Feb-11 | 91 | ▲ 6.2 | 52 | 10 | 29 | 0 | ▲ 19 | 5,808 | ▲ 12.9 | 3,426 | 476 | 1,906 | 0 | ▲ 1,430 | | |
| Mar-11 | 149 | ▲ 2.0 | 102 | 15 | 30 | 2 | ▲ 15 | 9,430 | ▲ 5.5 | 6,284 | 876 | 2,118 | 151 | ▲ 1,242 | | |
| Apr-11 | 111 | ▲ 10.5 | 67 | 19 | 22 | 3 | ▲ 3 | 6,835 | ▲ 16.9 | 4,209 | 1,139 | 1,430 | 57 | ▲ 290 | | |
| May-11 | 115 | 35.3 | 64 | 9 | 41 | 1 | ▲ 32 | 7,507 | 40.0 | 3,815 | 539 | 3,080 | 74 | ▲ 2,541 | | |
| Jun-11 | 119 | ▲ 5.6 | 68 | 10 | 34 | 7 | ▲ 24 | 7,361 | ▲ 2.9 | 4,140 | 656 | 2,435 | 130 | ▲ 1,779 | | |
| Jul-11 | 103 | 14.4 | 66 | 13 | 22 | 2 | ▲ 9 | 6,658 | 20.6 | 4,193 | 642 | 1,723 | 100 | ▲ 1,081 | | |
| Aug-11 | 95 | ▲ 2.1 | 58 | 10 | 23 | 4 | ▲ 13 | 5,749 | ▲ 3.2 | 3,417 | 637 | 1,526 | 169 | ▲ 889 | | |
| Sep-11 | 85 | ▲ 19.8 | 57 | 9 | 18 | 1 | ▲ 9 | 5,308 | ▲ 18.3 | 3,499 | 562 | 1,174 | 73 | ▲ 612 | | |
| Oct-11 | 93 | 8.1 | 57 | 12 | 22 | 2 | ▲ 10 | 5,623 | 12.0 | 3,494 | 689 | 1,359 | 82 | ▲ 669 | | |
| Nov-11 | 106 | 16.5 | 62 | 18 | 26 | 0 | ▲ 8 | 6,558 | 16.0 | 3,764 | 928 | 1,867 | 0 | ▲ 939 | | |
| Dec-11 | 121 | 17.5 | 82 | 16 | 23 | 0 | ▲ 7 | 7,625 | 12.5 | 5,180 | 861 | 1,583 | 0 | ▲ 722 | | |
| Jan-12 | 89 | 7.2 | 56 | 13 | 18 | 2 | ▲ 5 | 5,374 | 13.6 | 3,459 | 840 | 988 | 86 | ▲ 147 | | |
| Feb-12 | 88 | ▲ 3.3 | 58 | 17 | 12 | 1 | 5 | 5,459 | ▲ 6.0 | 3,615 | 979 | 814 | 51 | ▲ 165 | | |
| Mar-12 | 211 | 41.6 | 86 | 11 | 108 | 6 | ▲ 97 | 14,239 | 51.0 | 5,505 | 568 | 7,724 | 443 | ▲ 7,156 | | |
| Apr-12 | 97 | ▲ 12.6 | 71 | 8 | 17 | 1 | ▲ 9 | 6,060 | ▲ 11.4 | 4,442 | 492 | 1,106 | 20 | ▲ 613 | | |
| May-12 | 94 | ▲ 18.3 | 62 | 14 | 18 | 0 | ▲ 4 | 5,884 | ▲ 21.6 | 3,756 | 900 | 1,229 | 0 | ▲ 329 | | |
| Jun-12 | 108 | ▲ 9.2 | 79 | 7 | 21 | 1 | ▲ 14 | 6,649 | ▲ 9.7 | 4,995 | 416 | 1,173 | 65 | ▲ 757 | | |
| Jul-12 | 83 | ▲ 19.4 | 46 | 17 | 19 | 1 | ▲ 2 | 5,150 | ▲ 22.7 | 2,880 | 868 | 1,317 | 85 | ▲ 450 | | |
| Aug-12 | 84 | ▲ 11.6 | 51 | 13 | 20 | 0 | ▲ 7 | 4,888 | ▲ 15.0 | 3,044 | 780 | 1,065 | 0 | ▲ 285 | | |
| Sep-12 | 86 | 1.2 | 55 | 9 | 22 | 0 | ▲ 13 | 4,946 | ▲ 6.8 | 3,094 | 452 | 1,400 | 0 | ▲ 947 | | |
| Oct-12 | 109 | 17.2 | 73 | 17 | 16 | 3 | 1 | 6,709 | 19.3 | 4,293 | 1,116 | 1,097 | 203 | ▲ 18 | | |
| Nov-12 | 156 | 47.2 | 120 | 13 | 21 | 2 | ▲ 8 | 7,689 | 17.2 | 5,639 | 663 | 1,233 | 154 | ▲ 569 | | |
| Dec-12 | 102 | ▲ 15.7 | 67 | 11 | 23 | 1 | ▲ 12 | 6,218 | ▲ 18.5 | 4,319 | 439 | 1,388 | 73 | ▲ 949 | | |
| Jan-13 | 79 | ▲ 11.2 | 52 | 11 | 16 | 0 | ▲ 5 | 5,150 | ▲ 4.2 | 3,302 | 714 | 1,134 | 0 | ▲ 420 | | |
| Feb-13 | 112 | 27.3 | 67 | 12 | 25 | 8 | ▲ 13 | 5,793 | 6.1 | 3,454 | 521 | 1,287 | 531 | ▲ 766 | | |
| Mar-13 | 158 | ▲ 25.1 | 109 | 24 | 21 | 4 | 3 | 10,070 | ▲ 29.3 | 7,232 | 1,282 | 1,428 | 129 | ▲ 146 | | |
| Apr-13 | 110 | 13.4 | 74 | 15 | 21 | 0 | ▲ 6 | 6,745 | 11.3 | 4,606 | 951 | 1,188 | 0 | ▲ 237 | | |
| May-13 | 95 | 1.1 | 63 | 18 | 13 | 1 | 5 | 5,937 | 0.9 | 3,918 | 1,230 | 762 | 26 | ▲ 468 | | |
| Jun-13 | 104 | ▲ 3.7 | 72 | 11 | 18 | 3 | ▲ 7 | 6,241 | ▲ 6.1 | 4,375 | 612 | 1,102 | 151 | ▲ 490 | | |
| Jul-13 | 96 | 15.7 | 73 | 13 | 9 | 1 | 4 | 5,950 | 15.5 | 4,533 | 762 | 589 | 67 | ▲ 173 | | |
| Aug-13 | 70 | ▲ 16.7 | 41 | 12 | 15 | 2 | ▲ 3 | 4,437 | ▲ 9.2 | 2,641 | 755 | 955 | 86 | ▲ 200 | | |
| Sep-13 | 106 | 23.3 | 80 | 11 | 12 | 3 | ▲ 1 | 6,414 | 29.7 | 5,167 | 412 | 653 | 182 | ▲ 240 | | |
| Oct-13 | 101 | ▲ 7.3 | 65 | 18 | 14 | 4 | 4 | 6,168 | ▲ 8.1 | 4,065 | 1,094 | 831 | 177 | ▲ 263 | | |
| Nov-13 | 92 | ▲ 41.0 | 68 | 9 | 13 | 2 | ▲ 4 | 5,818 | ▲ 24.3 | 4,427 | 438 | 867 | 85 | ▲ 429 | | |
| Dec-13 | 103 | 1.0 | 83 | 7 | 13 | 0 | ▲ 6 | 6,652 | 7.0 | 5,468 | 329 | 856 | 0 | ▲ 527 | | |
| Jan-14 | 72 | ▲ 8.9 | 55 | 11 | 5 | 1 | 6 | 4,362 | ▲ 15.3 | 3,364 | 626 | 339 | 34 | ▲ 287 | | |
| Feb-14 | 77 | ▲ 31.3 | 55 | 13 | 8 | 1 | 5 | 4,657 | ▲ 19.6 | 3,450 | 655 | 535 | 16 | ▲ 120 | | |
| Mar-14 | 154 | ▲ 2.5 | 117 | 17 | 20 | 0 | ▲ 3 | 9,506 | ▲ 5.6 | 7,396 | 961 | 1,149 | 0 | ▲ 189 | | |
| Apr-14 | 107 | ▲ 2.7 | 87 | 13 | 5 | 2 | 8 | 6,358 | ▲ 5.7 | 5,269 | 615 | 417 | 57 | ▲ 198 | | |
| May-14 | 82 | ▲ 13.7 | 55 | 17 | 10 | 0 | 7 | 5,089 | ▲ 14.3 | 3,608 | 932 | 549 | 0 | ▲ 384 | | |
| Jun-14 | 85 | ▲ 18.3 | 62 | 16 | 6 | 1 | 10 | 4,840 | ▲ 22.4 | 3,523 | 999 | 301 | 17 | ▲ 697 | | |
| Jul-14 | 103 | 7.3 | 75 | 14 | 14 | 0 | 0 | 6,460 | 8.6 | 4,610 | 1,016 | 834 | 0 | ▲ 181 | | |
| Aug-14 | 76 | 8.6 | 52 | 9 | 11 | 4 | ▲ 2 | 4,960 | 11.8 | 3,613 | 612 | 572 | 163 | ▲ 40 | | |
| Sep-14 | 102 | ▲ 3.8 | 70 | 13 | 17 | 2 | ▲ 4 | 6,345 | ▲ 1.1 | 4,596 | 585 | 1,082 | 84 | ▲ 497 | | |
| Oct-14 | 98 | ▲ 3.0 | 70 | 11 | 15 | 2 | ▲ 4 | 5,716 | ▲ 7.3 | 4,133 | 575 | 912 | 96 | ▲ 337 | | |
| Nov-14 | 73 | ▲ 20.7 | 55 | 13 | 4 | 1 | 9 | 4,421 | ▲ 24.0 | 3,445 | 681 | 269 | 27 | ▲ 413 | | |
| Dec-14 | 102 | ▲ 1.0 | 72 | 14 | 14 | 2 | 0 | 5,952 | ▲ 10.5 | 4,332 | 705 | 833 | 83 | ▲ 129 | | |
| Jan-15 | 64 | ▲ 11.1 | 50 | 6 | 8 | 0 | ▲ 2 | 4,178 | ▲ 4.2 | 3,286 | 340 | 552 | 0 | ▲ 212 | | |
| Feb-15 | 94 | 22.1 | 63 | 11 | 18 | 2 | ▲ 7 | 5,541 | 19.0 | 3,849 | 639 | 946 | 107 | ▲ 307 | | |
| Mar-15 | 132 | ▲ 14.3 | 106 | 9 | 17 | 0 | ▲ 8 | 8,648 | ▲ 9.0 | 6,782 | 632 | 1,234 | 0 | ▲ 603 | | |

| Detached House | | | | | | | | | | | | | | | |
|----------------|-------------------------|--|--|--------------------------------|--------------------------------|---|--|--------------------------------|--|--|--------------------------------|--------------------------------|---|---------|--|
| | numbers of transactions | change compared to year-earlier month(%) | numbers of transactions by transaction party | | | | | gross area of transactions (㎡) | change compared to year-earlier month(%) | gross area of transactions by transaction party(㎡) | | | | | trend of transaction of Private corporation (buy-sell) |
| | | | Individual→Individual | Individual→Private corporation | Private corporation→Individual | Private corporation→Private corporation | trend of transaction of Private corporation (buy-sell) | | | Individual→Individual | Individual→Private corporation | Private corporation→Individual | Private corporation→Private corporation | | |
| Apr-08 | 1,529 | | 1,076 | 219 | 208 | 17 | 12 | 478,336 | | 320,128 | 80,560 | 65,554 | 8,987 | 15,241 | |
| May-08 | 1,507 | | 1,062 | 232 | 198 | 12 | 34 | 487,391 | | 332,831 | 83,886 | 63,805 | 5,955 | 20,080 | |
| Jun-08 | 1,555 | | 1,074 | 218 | 237 | 20 | ▲19 | 552,769 | | 346,076 | 117,729 | 71,724 | 15,427 | 46,006 | |
| Jul-08 | 1,509 | | 1,007 | 256 | 222 | 19 | 34 | 498,363 | | 316,236 | 96,936 | 70,037 | 14,102 | 26,899 | |
| Aug-08 | 1,431 | | 964 | 246 | 203 | 11 | 43 | 501,755 | | 317,612 | 90,122 | 63,289 | 28,214 | 26,833 | |
| Sep-08 | 1,386 | | 909 | 230 | 215 | 18 | 15 | 470,359 | | 301,266 | 75,935 | 75,330 | 13,370 | 605 | |
| Oct-08 | 1,668 | | 1,079 | 305 | 248 | 33 | 57 | 509,903 | | 318,146 | 96,186 | 79,148 | 15,185 | 17,039 | |
| Nov-08 | 1,422 | | 935 | 238 | 232 | 13 | 6 | 462,519 | | 290,351 | 93,107 | 70,494 | 6,968 | 22,613 | |
| Dec-08 | 1,527 | | 1,004 | 251 | 243 | 23 | 8 | 508,593 | | 325,691 | 83,181 | 81,664 | 16,313 | 1,517 | |
| Jan-09 | 1,177 | | 775 | 214 | 167 | 13 | 47 | 365,166 | | 241,326 | 67,244 | 49,911 | 4,278 | 17,333 | |
| Feb-09 | 1,339 | | 900 | 191 | 224 | 15 | ▲33 | 408,423 | | 272,852 | 63,477 | 63,750 | 6,069 | ▲273 | |
| Mar-09 | 1,824 | | 1,220 | 274 | 297 | 20 | ▲26 | 562,234 | | 367,523 | 89,972 | 83,868 | 16,589 | 5,175 | |
| Apr-09 | 1,621 | 6.0 | 1,065 | 262 | 269 | 22 | ▲7 | 518,110 | 8.3 | 328,939 | 95,050 | 84,606 | 7,701 | 10,445 | |
| May-09 | 1,351 | ▲10.4 | 882 | 203 | 255 | 10 | ▲52 | 425,030 | ▲12.8 | 269,795 | 71,006 | 80,519 | 3,209 | ▲9,513 | |
| Jun-09 | 1,687 | 8.5 | 1,105 | 247 | 311 | 16 | ▲63 | 551,347 | ▲0.3 | 338,155 | 84,829 | 117,360 | 8,620 | ▲32,185 | |
| Jul-09 | 1,695 | 12.3 | 1,097 | 294 | 277 | 21 | 18 | 529,394 | 6.2 | 325,141 | 103,013 | 87,005 | 12,702 | 16,170 | |
| Aug-09 | 1,411 | ▲1.4 | 930 | 238 | 221 | 13 | 18 | 440,705 | ▲12.2 | 280,040 | 74,308 | 68,517 | 14,344 | 6,449 | |
| Sep-09 | 1,366 | ▲1.4 | 890 | 227 | 231 | 13 | ▲5 | 429,606 | ▲8.7 | 271,857 | 73,673 | 73,000 | 9,702 | 331 | |
| Oct-09 | 1,614 | ▲3.2 | 1,020 | 320 | 244 | 23 | 76 | 541,645 | 6.2 | 334,064 | 113,477 | 77,582 | 14,043 | 35,895 | |
| Nov-09 | 1,585 | 11.5 | 1,046 | 294 | 225 | 14 | 69 | 523,189 | 13.1 | 329,329 | 105,425 | 76,303 | 8,957 | 29,122 | |
| Dec-09 | 1,678 | 9.9 | 1,078 | 284 | 287 | 21 | ▲4 | 534,918 | 5.2 | 338,099 | 98,263 | 87,825 | 8,746 | 10,245 | |
| Jan-10 | 1,220 | 3.7 | 745 | 278 | 169 | 24 | 109 | 410,458 | 12.4 | 230,425 | 109,254 | 55,656 | 13,633 | 53,598 | |
| Feb-10 | 1,334 | ▲4.4 | 858 | 198 | 254 | 15 | ▲54 | 434,045 | 6.3 | 271,919 | 67,098 | 78,730 | 13,684 | ▲11,056 | |
| Mar-10 | 1,988 | 9.0 | 1,297 | 335 | 323 | 26 | 11 | 659,554 | 17.3 | 392,656 | 139,250 | 109,066 | 15,950 | 29,907 | |
| Apr-10 | 1,664 | 2.7 | 1,003 | 344 | 294 | 17 | 50 | 560,035 | 8.1 | 307,517 | 141,460 | 100,756 | 8,175 | 40,703 | |
| May-10 | 1,371 | 1.5 | 914 | 216 | 226 | 13 | ▲10 | 446,489 | 5.0 | 286,353 | 71,578 | 81,107 | 6,974 | ▲9,528 | |
| Jun-10 | 1,625 | ▲3.7 | 1,061 | 259 | 278 | 23 | ▲18 | 540,130 | ▲2.0 | 334,380 | 97,989 | 88,734 | 17,679 | 10,013 | |
| Jul-10 | 1,603 | ▲5.4 | 1,072 | 267 | 233 | 23 | 34 | 521,604 | ▲1.5 | 327,173 | 87,391 | 81,700 | 22,474 | 5,691 | |
| Aug-10 | 1,424 | 0.9 | 907 | 275 | 227 | 14 | 48 | 466,496 | 5.9 | 274,690 | 108,792 | 71,382 | 11,408 | 37,410 | |
| Sep-10 | 1,419 | 3.9 | 906 | 265 | 227 | 18 | 39 | 462,414 | 7.6 | 281,543 | 93,196 | 67,820 | 11,263 | 26,746 | |
| Oct-10 | 1,498 | ▲7.2 | 932 | 290 | 256 | 13 | 35 | 476,514 | ▲12.0 | 278,844 | 103,114 | 85,032 | 6,829 | 18,544 | |
| Nov-10 | 1,450 | ▲8.5 | 932 | 248 | 245 | 20 | 2 | 465,580 | ▲11.0 | 279,227 | 85,672 | 86,345 | 11,601 | ▲1,761 | |
| Dec-10 | 1,539 | ▲8.3 | 1,026 | 223 | 271 | 14 | ▲47 | 498,997 | ▲6.7 | 315,607 | 82,685 | 87,536 | 10,814 | ▲3,458 | |
| Jan-11 | 1,091 | ▲10.6 | 683 | 213 | 183 | 8 | 31 | 358,155 | ▲12.7 | 205,654 | 79,016 | 67,896 | 3,439 | 12,499 | |
| Feb-11 | 1,215 | ▲8.9 | 787 | 215 | 196 | 11 | 20 | 419,404 | ▲3.4 | 256,985 | 86,393 | 67,399 | 5,304 | 20,035 | |
| Mar-11 | 1,841 | ▲7.4 | 1,165 | 295 | 343 | 23 | ▲48 | 580,515 | ▲12.0 | 337,651 | 108,112 | 113,355 | 12,987 | ▲5,243 | |
| Apr-11 | 1,391 | ▲16.4 | 841 | 281 | 252 | 14 | 29 | 432,036 | ▲22.9 | 253,411 | 89,322 | 82,304 | 6,425 | 7,018 | |
| May-11 | 1,306 | ▲4.7 | 881 | 205 | 209 | 10 | ▲4 | 420,451 | ▲5.8 | 269,926 | 79,184 | 67,308 | 3,746 | 11,676 | |
| Jun-11 | 1,495 | ▲8.0 | 1,028 | 228 | 214 | 24 | 14 | 511,432 | ▲5.3 | 315,615 | 77,415 | 89,805 | 28,444 | ▲12,390 | |
| Jul-11 | 1,375 | ▲14.2 | 896 | 256 | 208 | 14 | 49 | 474,673 | ▲9.0 | 303,265 | 101,010 | 64,382 | 5,564 | 37,079 | |
| Aug-11 | 1,389 | ▲2.5 | 903 | 257 | 210 | 14 | 48 | 447,687 | ▲4.0 | 284,903 | 87,895 | 64,298 | 9,320 | 23,917 | |
| Sep-11 | 1,278 | ▲9.9 | 822 | 219 | 217 | 12 | 2 | 424,623 | ▲8.2 | 257,956 | 90,721 | 64,441 | 8,844 | 26,280 | |
| Oct-11 | 1,406 | ▲6.1 | 890 | 281 | 225 | 7 | 56 | 468,893 | ▲1.6 | 291,854 | 97,589 | 75,404 | 3,013 | 22,184 | |
| Nov-11 | 1,370 | ▲5.5 | 908 | 242 | 197 | 20 | 45 | 446,442 | ▲4.1 | 287,236 | 78,029 | 64,687 | 15,575 | 13,341 | |
| Dec-11 | 1,570 | 2.0 | 1,011 | 274 | 258 | 25 | 17 | 545,871 | 9.4 | 311,631 | 110,431 | 100,853 | 22,203 | 10,003 | |
| Jan-12 | 1,075 | ▲1.5 | 685 | 198 | 167 | 17 | 32 | 330,391 | ▲7.8 | 206,317 | 61,970 | 44,233 | 13,773 | 19,021 | |
| Feb-12 | 1,225 | 0.8 | 803 | 196 | 207 | 14 | ▲10 | 382,591 | ▲8.8 | 236,596 | 64,793 | 68,699 | 9,337 | ▲2,002 | |
| Mar-12 | 1,807 | ▲1.8 | 1,201 | 288 | 296 | 13 | ▲8 | 601,172 | 3.6 | 395,687 | 98,749 | 91,591 | 10,678 | 8,358 | |
| Apr-12 | 1,328 | ▲4.5 | 842 | 244 | 227 | 11 | 17 | 412,750 | ▲4.5 | 248,057 | 87,630 | 71,069 | 3,925 | 16,561 | |
| May-12 | 1,444 | 10.6 | 963 | 222 | 245 | 11 | ▲23 | 453,961 | 8.0 | 292,715 | 80,725 | 75,389 | 3,655 | 5,336 | |
| Jun-12 | 1,471 | ▲1.6 | 987 | 227 | 241 | 15 | ▲14 | 475,687 | ▲7.0 | 307,821 | 75,881 | 73,297 | 18,363 | 2,583 | |
| Jul-12 | 1,463 | 6.4 | 989 | 241 | 214 | 15 | 27 | 466,998 | ▲1.6 | 290,829 | 93,790 | 70,990 | 10,238 | 22,799 | |
| Aug-12 | 1,385 | ▲0.3 | 926 | 246 | 197 | 9 | 49 | 443,493 | ▲0.9 | 293,758 | 81,723 | 60,269 | 5,128 | 21,454 | |
| Sep-12 | 1,251 | ▲2.1 | 798 | 225 | 212 | 15 | 13 | 398,050 | ▲6.3 | 251,074 | 73,690 | 68,235 | 4,681 | 5,455 | |
| Oct-12 | 1,476 | 5.0 | 973 | 259 | 226 | 15 | 33 | 487,288 | 3.9 | 317,004 | 91,854 | 71,847 | 5,889 | 20,007 | |
| Nov-12 | 1,485 | 8.4 | 1,009 | 221 | 242 | 10 | ▲20 | 529,370 | 18.6 | 324,550 | 91,751 | 69,897 | 42,340 | 22,180 | |
| Dec-12 | 1,564 | ▲4.4 | 1,028 | 271 | 244 | 18 | 27 | 494,967 | ▲9.3 | 307,002 | 94,371 | 76,019 | 15,875 | 18,352 | |
| Jan-13 | 1,005 | ▲6.5 | 654 | 187 | 148 | 13 | 39 | 319,896 | ▲3.2 | 193,747 | 74,869 | 45,679 | 4,602 | 29,438 | |
| Feb-13 | 1,279 | 4.4 | 820 | 226 | 211 | 18 | 15 | 393,210 | 2.8 | 243,598 | 72,197 | 63,605 | 12,410 | 8,591 | |
| Mar-13 | 1,884 | 4.3 | 1,258 | 319 | 280 | 16 | 39 | 589,183 | ▲2.0 | 382,394 | 111,854 | 85,762 | 5,948 | 26,114 | |
| Apr-13 | 1,480 | 11.4 | 1,001 | 252 | 209 | 15 | 43 | 487,272 | 18.1 | 314,371 | 99,111 | 65,355 | 6,840 | 33,756 | |
| May-13 | 1,488 | 3.0 | 994 | 261 | 216 | 16 | 45 | 492,795 | 8.6 | 323,936 | 88,394 | 68,737 | 11,522 | 19,657 | |
| Jun-13 | 1,473 | 0.1 | 978 | 254 | 221 | 19 | 33 | 462,103 | ▲2.9 | 295,547 | 89,880 | 69,068 | 7,425 | 20,812 | |
| Jul-13 | 1,509 | 3.1 | 1,019 | 257 | 210 | 19 | 48 | 494,637 | 5.9 | 310,564 | 97,909 | 72,400 | 12,779 | 25,856 | |
| Aug-13 | 1,410 | 1.8 | 917 | 258 | 209 | 20 | 50 | 450,939 | 1.7 | 290,695 | 84,580 | 63,438 | 9,992 | 21,445 | |
| Sep-13 | 1,417 | 13.3 | 935 | 243 | 218 | 18 | 26 | 457,773 | 15.0 | 298,258 | 77,330 | 74,319 | 6,835 | 3,179 | |
| Oct-13 | 1,481 | 0.3 | 973 | 285 | 208 | 14 | 77 | 476,535 | ▲2.2 | 311,878 | 87,882 | 62,145 | 14,027 | 25,737 | |
| Nov-13 | 1,414 | ▲4.8 | 939 | 263 | 195 | 15 | 68 | 444,647 | ▲16.0 | 278,846 | 100,366 | 56,776 | 6,189 | 43,590 | |
| Dec-13 | 1,673 | 7.0 | 1,085 | 306 | 251 | 22 | 56 | 528,550 | 6.8 | 327,203 | 105,941 | 85,324 | 6,779 | 21,195 | |
| Jan-14 | 1,183 | 17.7 | 760 | 237 | 161 | 15 | 78 | 392,221 | 22.6 | 229,462 | 93,347 | 47,963 | 16,428 | 46,149 | |
| Feb-14 | 1,370 | 7.1 | 896 | 215 | 238 | 12 | ▲21 | 438,375 | 11.5 | 273,894 | 72,737 | 77,200 | 9,821 | ▲4,027 | |
| Mar-14 | 2,193 | 16.4 | 1,403 | 363 | 384 | 37 | ▲21 | 701,502 | 19.1 | 431,968 | 120,854 | 125,446 | 20,916 | ▲4,591 | |
| Apr-14 | 1,367 | ▲7.6 | 900 | 272 | 175 | 15 | 98 | 427,186 | ▲12.3 | 277,097 | 88,342 | 49,857 | 7,774 | 38,821 | |
| May-14 | 1,277 | ▲14.2 | 878 | 216 | 164 | 13 | 52 | 433,779 | ▲12.0 | 264,088 | 81,556 | 50,587 | 36,108 | 30,969 | |
| Jun-14 | 1,415 | ▲3.9 | 896 | 291 | 204 | 19 | 87 | 461,824 | ▲0.1 | 290,082 | 101,685 | 59,651 | 9,022 | 42,034 | |
| Jul-14 | 1,524 | 1.0 | 1,000 | 266 | 232 | 21 | 36 | 491,833 | ▲0.6 | 309,134 | 98,210 | 69,851 | 11,930 | 29,463 | |
| Aug-14 | 1,345 | ▲4.6 | 856 | 224 | 248 | 15 | ▲23 | 655,596 | 45.4 | 276,105 | 300,636 | 71,493 | 5,577 | 230,713 | |
| Sep-14 | 1,396 | ▲1.5 | 886 | 268 | 220 | 20 | 49 | 455,464 | ▲0.5 | 278,342 | 97,122 | 67,712 | 11,290 | 29,707 | |
| Oct-14 | 1,392 | ▲6.0 | 905 | 268 | 201 | 16 | 67 | 454,803 | ▲4.6 | 286,534 | 98,922 | 60,432 | 8,440 | 38,490 | |
| Nov-14 | 1,376 | ▲2.7 | 868 | 286 | 204 | 13 | 83 | 445,265 | 0.1 | 280,271 | 89,035 | 61,180 | 12,308 | 28,213 | |
| Dec-14 | 1,672 | ▲0.1 | 1,094 | 312 | 249 | 15 | 63 | 543,501 | 2.8 | 335,256 | 120,172 | 82,249 | 5,358 | 37,923 | |
| Jan-15 | 1,066 | ▲9.8 | 667 | 219 | 165 | 10 | 54 | 338,258 | ▲13.8 | 204,258 | 81,033 | 45,868 | 4,660 | 35,165 | |
| Feb-15 | 1,33 | | | | | | | | | | | | | | |

| | | Condominiums | | | | | | | | | | | | | | |
|--------|--|--|--------------------------------|--------------------------------|---|--|---------------------------------|--|-------------|---|--------------------------------|---|--|----------|--|--|
| | | numbers of transactions by transaction party | | | | | | | | gross area of transactions by transaction party(m²) | | | | | | |
| months | change compared to year-earlier month(%) | Individual→ | Individual→Private corporation | Private corporation→Individual | Private corporation→Private corporation | trend of transaction of Private corporation (buy-sell) | gross area of transactions (m²) | change compared to year-earlier month(%) | Individual→ | Individual→Private corporation | Private corporation→Individual | Private corporation→Private corporation | trend of transaction of Private corporation (buy-sell) | | | |
| Apr-08 | 832 | | 495 | 102 | 216 | 19 | ▲ 114 | 49,348 | | 31,619 | 5,421 | 11,476 | 832 | ▲ 6,055 | | |
| May-08 | 779 | | 460 | 85 | 219 | 15 | ▲ 134 | 45,939 | | 29,334 | 4,271 | 11,427 | 907 | ▲ 7,157 | | |
| Jun-08 | 816 | | 459 | 89 | 252 | 16 | ▲ 183 | 48,931 | | 29,654 | 5,260 | 13,005 | 1,012 | ▲ 7,745 | | |
| Jul-08 | 890 | | 486 | 161 | 230 | 13 | ▲ 69 | 52,419 | | 30,935 | 9,568 | 11,086 | 830 | ▲ 1,518 | | |
| Aug-08 | 742 | | 375 | 128 | 228 | 11 | ▲ 100 | 43,169 | | 23,969 | 7,583 | 11,134 | 483 | ▲ 3,552 | | |
| Sep-08 | 909 | | 448 | 153 | 287 | 21 | ▲ 134 | 50,854 | | 27,403 | 8,460 | 14,102 | 888 | ▲ 5,642 | | |
| Oct-08 | 915 | | 480 | 116 | 304 | 15 | ▲ 188 | 54,161 | | 30,137 | 6,929 | 16,155 | 939 | ▲ 9,226 | | |
| Nov-08 | 802 | | 417 | 114 | 256 | 14 | ▲ 142 | 48,097 | | 26,020 | 6,940 | 14,139 | 888 | ▲ 7,199 | | |
| Dec-08 | 878 | | 452 | 113 | 291 | 22 | ▲ 178 | 51,632 | | 28,022 | 6,616 | 15,581 | 1,413 | ▲ 8,965 | | |
| Jan-09 | 675 | | 335 | 107 | 220 | 13 | ▲ 113 | 41,498 | | 20,844 | 6,626 | 13,550 | 479 | ▲ 6,924 | | |
| Feb-09 | 708 | | 365 | 87 | 243 | 13 | ▲ 156 | 43,198 | | 22,228 | 5,079 | 15,124 | 767 | ▲ 10,046 | | |
| Mar-09 | 1,119 | | 592 | 126 | 389 | 12 | ▲ 263 | 69,397 | | 38,780 | 7,012 | 23,094 | 511 | ▲ 16,082 | | |
| Apr-09 | 867 | 4.2 | 461 | 90 | 303 | 13 | ▲ 213 | 51,755 | 4.9 | 28,572 | 4,718 | 17,797 | 668 | ▲ 13,079 | | |
| May-09 | 794 | 1.9 | 399 | 89 | 294 | 11 | ▲ 205 | 46,864 | 2.0 | 25,321 | 4,778 | 16,087 | 568 | ▲ 11,309 | | |
| Jun-09 | 920 | 12.7 | 473 | 118 | 313 | 16 | ▲ 195 | 54,372 | 11.1 | 29,756 | 6,634 | 17,399 | 583 | ▲ 10,765 | | |
| Jul-09 | 939 | 5.5 | 483 | 125 | 320 | 11 | ▲ 195 | 56,115 | 7.0 | 30,653 | 7,580 | 17,216 | 666 | ▲ 9,635 | | |
| Aug-09 | 808 | 8.9 | 435 | 102 | 258 | 13 | ▲ 156 | 47,448 | 9.9 | 27,227 | 5,824 | 13,875 | 522 | ▲ 8,051 | | |
| Sep-09 | 880 | ▲ 3.2 | 453 | 103 | 308 | 16 | ▲ 205 | 50,530 | ▲ 0.6 | 27,763 | 5,608 | 16,310 | 849 | ▲ 10,701 | | |
| Oct-09 | 850 | ▲ 7.1 | 455 | 117 | 258 | 20 | ▲ 141 | 49,561 | ▲ 8.5 | 28,290 | 6,262 | 13,982 | 1,026 | ▲ 7,720 | | |
| Nov-09 | 823 | 2.6 | 478 | 96 | 228 | 21 | ▲ 132 | 48,345 | 0.5 | 30,288 | 5,159 | 11,841 | 1,057 | ▲ 6,682 | | |
| Dec-09 | 921 | 4.9 | 465 | 108 | 328 | 17 | ▲ 217 | 52,355 | 1.4 | 28,422 | 5,505 | 17,406 | 840 | ▲ 11,720 | | |
| Jan-10 | 624 | ▲ 7.6 | 332 | 108 | 175 | 9 | ▲ 67 | 36,495 | ▲ 12.1 | 21,064 | 6,339 | 8,845 | 247 | ▲ 2,506 | | |
| Feb-10 | 789 | 11.4 | 424 | 97 | 255 | 13 | ▲ 158 | 45,274 | 4.8 | 26,104 | 5,238 | 13,176 | 756 | ▲ 7,938 | | |
| Mar-10 | 1,345 | 20.2 | 630 | 168 | 507 | 40 | ▲ 339 | 82,089 | 18.3 | 39,293 | 9,288 | 31,233 | 2,275 | ▲ 21,945 | | |
| Apr-10 | 913 | 5.3 | 537 | 110 | 249 | 16 | ▲ 138 | 53,052 | 2.5 | 32,854 | 5,840 | 13,380 | 918 | ▲ 7,480 | | |
| May-10 | 859 | 8.2 | 464 | 112 | 253 | 30 | ▲ 141 | 47,416 | 1.2 | 27,799 | 6,160 | 12,279 | 1,178 | ▲ 6,120 | | |
| Jun-10 | 931 | 1.2 | 526 | 125 | 257 | 23 | ▲ 132 | 54,708 | 0.6 | 32,840 | 6,399 | 14,115 | 1,354 | ▲ 7,715 | | |
| Jul-10 | 942 | 0.3 | 498 | 136 | 292 | 16 | ▲ 156 | 55,485 | ▲ 1.1 | 31,215 | 7,400 | 15,832 | 1,038 | ▲ 8,432 | | |
| Aug-10 | 956 | 18.3 | 495 | 130 | 284 | 47 | ▲ 154 | 56,038 | 18.1 | 31,260 | 6,256 | 16,165 | 2,357 | ▲ 9,909 | | |
| Sep-10 | 849 | ▲ 3.5 | 442 | 120 | 266 | 21 | ▲ 146 | 49,591 | ▲ 1.9 | 27,574 | 5,863 | 14,597 | 1,558 | ▲ 8,734 | | |
| Oct-10 | 868 | 2.1 | 480 | 133 | 234 | 21 | ▲ 101 | 49,046 | ▲ 1.0 | 28,843 | 7,005 | 12,082 | 1,116 | ▲ 5,076 | | |
| Nov-10 | 915 | 11.2 | 497 | 124 | 274 | 20 | ▲ 150 | 52,292 | 8.2 | 31,021 | 6,411 | 13,861 | 999 | ▲ 7,450 | | |
| Dec-10 | 1,095 | 18.9 | 528 | 141 | 404 | 22 | ▲ 283 | 65,460 | 25.0 | 32,544 | 7,517 | 24,219 | 1,180 | ▲ 16,703 | | |
| Jan-11 | 673 | 7.9 | 357 | 123 | 177 | 16 | ▲ 54 | 38,440 | 5.3 | 21,932 | 6,829 | 9,013 | 666 | ▲ 2,184 | | |
| Feb-11 | 801 | 1.5 | 427 | 130 | 219 | 16 | ▲ 90 | 44,010 | ▲ 2.8 | 24,987 | 7,119 | 10,802 | 791 | ▲ 3,703 | | |
| Mar-11 | 1,333 | ▲ 0.9 | 717 | 162 | 423 | 27 | ▲ 261 | 80,686 | ▲ 1.7 | 45,858 | 8,402 | 24,671 | 1,632 | ▲ 16,268 | | |
| Apr-11 | 1,004 | 10.0 | 544 | 181 | 257 | 14 | ▲ 76 | 57,667 | 8.7 | 33,453 | 8,675 | 14,583 | 687 | ▲ 5,908 | | |
| May-11 | 868 | 1.0 | 469 | 154 | 219 | 19 | ▲ 65 | 48,717 | 2.7 | 28,179 | 7,922 | 11,677 | 756 | ▲ 3,754 | | |
| Jun-11 | 1,081 | 16.1 | 545 | 153 | 273 | 106 | ▲ 121 | 55,688 | 1.8 | 32,754 | 6,954 | 13,551 | 2,283 | ▲ 6,639 | | |
| Jul-11 | 886 | ▲ 5.9 | 457 | 154 | 250 | 24 | ▲ 96 | 48,488 | ▲ 12.6 | 26,901 | 7,590 | 12,626 | 1,275 | ▲ 5,036 | | |
| Aug-11 | 945 | ▲ 1.2 | 512 | 139 | 258 | 36 | ▲ 119 | 51,734 | ▲ 7.7 | 31,164 | 7,061 | 12,020 | 1,489 | ▲ 4,958 | | |
| Sep-11 | 916 | 7.9 | 513 | 139 | 245 | 19 | ▲ 106 | 50,440 | 1.7 | 30,192 | 7,363 | 12,097 | 789 | ▲ 4,734 | | |
| Oct-11 | 898 | 3.5 | 467 | 164 | 243 | 24 | ▲ 79 | 48,471 | ▲ 1.2 | 27,182 | 8,650 | 11,545 | 1,095 | ▲ 2,895 | | |
| Nov-11 | 897 | ▲ 2.0 | 466 | 178 | 238 | 15 | ▲ 60 | 48,413 | ▲ 7.4 | 27,821 | 8,635 | 11,546 | 411 | ▲ 2,912 | | |
| Dec-11 | 1,022 | ▲ 6.7 | 564 | 167 | 264 | 27 | ▲ 97 | 57,416 | ▲ 12.3 | 34,222 | 8,414 | 13,039 | 1,742 | ▲ 4,625 | | |
| Jan-12 | 645 | ▲ 4.2 | 325 | 129 | 173 | 18 | ▲ 44 | 34,474 | ▲ 10.3 | 19,386 | 6,063 | 8,303 | 721 | ▲ 2,241 | | |
| Feb-12 | 812 | 1.4 | 441 | 129 | 212 | 30 | ▲ 83 | 45,647 | 3.7 | 26,842 | 6,117 | 10,829 | 1,859 | ▲ 4,712 | | |
| Mar-12 | 1,234 | ▲ 7.4 | 693 | 179 | 313 | 49 | ▲ 134 | 70,304 | ▲ 12.9 | 42,789 | 8,580 | 16,417 | 2,519 | ▲ 7,837 | | |
| Apr-12 | 916 | ▲ 8.8 | 504 | 153 | 245 | 14 | ▲ 92 | 51,184 | ▲ 11.2 | 30,072 | 8,094 | 12,516 | 502 | ▲ 4,422 | | |
| May-12 | 803 | ▲ 7.5 | 449 | 137 | 196 | 21 | ▲ 59 | 45,228 | ▲ 7.2 | 28,134 | 6,733 | 9,405 | 956 | ▲ 2,672 | | |
| Jun-12 | 935 | ▲ 13.5 | 509 | 153 | 246 | 27 | ▲ 93 | 49,941 | ▲ 10.3 | 30,966 | 7,267 | 10,589 | 1,118 | ▲ 3,322 | | |
| Jul-12 | 866 | ▲ 2.3 | 492 | 140 | 220 | 14 | ▲ 80 | 49,035 | 1.1 | 30,373 | 7,137 | 10,856 | 669 | ▲ 3,718 | | |
| Aug-12 | 788 | ▲ 18.7 | 440 | 135 | 184 | 9 | ▲ 49 | 43,609 | ▲ 15.7 | 27,787 | 6,402 | 9,004 | 415 | ▲ 2,602 | | |
| Sep-12 | 838 | ▲ 8.5 | 431 | 175 | 211 | 21 | ▲ 36 | 45,461 | ▲ 9.9 | 26,959 | 7,465 | 10,290 | 747 | ▲ 2,825 | | |
| Oct-12 | 868 | ▲ 3.3 | 509 | 151 | 186 | 22 | ▲ 35 | 47,445 | ▲ 2.1 | 29,843 | 7,528 | 9,200 | 873 | ▲ 1,672 | | |
| Nov-12 | 986 | 9.9 | 551 | 157 | 204 | 74 | ▲ 47 | 55,278 | 14.2 | 33,914 | 7,362 | 10,752 | 3,250 | ▲ 3,391 | | |
| Dec-12 | 837 | ▲ 18.1 | 498 | 153 | 165 | 21 | ▲ 12 | 46,436 | ▲ 19.1 | 30,295 | 6,401 | 8,842 | 897 | ▲ 2,442 | | |
| Jan-13 | 625 | ▲ 3.1 | 363 | 119 | 129 | 14 | ▲ 10 | 33,595 | ▲ 2.5 | 21,007 | 5,882 | 6,092 | 614 | ▲ 211 | | |
| Feb-13 | 765 | ▲ 5.8 | 451 | 135 | 160 | 19 | ▲ 25 | 41,960 | ▲ 8.1 | 27,317 | 6,501 | 7,489 | 652 | ▲ 988 | | |
| Mar-13 | 1,183 | ▲ 4.1 | 684 | 198 | 265 | 36 | ▲ 67 | 69,840 | ▲ 0.7 | 44,136 | 10,108 | 14,085 | 1,512 | ▲ 3,977 | | |
| Apr-13 | 941 | 2.7 | 574 | 161 | 184 | 22 | ▲ 23 | 53,144 | 3.8 | 35,874 | 8,166 | 8,407 | 698 | ▲ 241 | | |
| May-13 | 873 | 8.7 | 500 | 165 | 179 | 29 | ▲ 14 | 49,300 | 9.0 | 30,724 | 7,577 | 9,606 | 1,393 | ▲ 2,029 | | |
| Jun-13 | 1,016 | 8.7 | 492 | 171 | 327 | 26 | ▲ 156 | 57,084 | 14.3 | 30,111 | 8,564 | 17,170 | 1,239 | ▲ 8,606 | | |
| Jul-13 | 957 | 10.5 | 553 | 186 | 203 | 15 | ▲ 17 | 52,957 | 8.0 | 34,255 | 8,811 | 9,384 | 507 | ▲ 573 | | |
| Aug-13 | 893 | 16.3 | 519 | 166 | 182 | 26 | ▲ 16 | 51,042 | 17.0 | 32,550 | 8,672 | 8,686 | 1,134 | ▲ 14 | | |
| Sep-13 | 905 | 8.0 | 511 | 165 | 200 | 29 | ▲ 35 | 49,398 | 8.7 | 32,093 | 7,969 | 8,154 | 1,182 | ▲ 185 | | |
| Oct-13 | 955 | 10.0 | 532 | 155 | 242 | 26 | ▲ 87 | 52,940 | 11.6 | 31,251 | 7,581 | 12,752 | 1,356 | ▲ 5,171 | | |
| Nov-13 | 1,005 | 1.9 | 550 | 195 | 238 | 22 | ▲ 43 | 55,029 | ▲ 0.4 | 33,581 | 9,323 | 11,164 | 961 | ▲ 1,841 | | |
| Dec-13 | 1,030 | 23.1 | 572 | 209 | 217 | 32 | ▲ 8 | 56,605 | 21.9 | 34,879 | 10,141 | 10,086 | 1,500 | 54 | | |
| Jan-14 | 736 | 17.8 | 423 | 153 | 133 | 27 | ▲ 20 | 40,953 | 21.9 | 26,048 | 7,718 | 6,043 | 1,144 | 1,676 | | |
| Feb-14 | 913 | 19.3 | 513 | 167 | 197 | 36 | ▲ 30 | 49,187 | 17.2 | 30,165 | 7,794 | 9,974 | 1,254 | ▲ 2,180 | | |
| Mar-14 | 1,402 | 18.5 | 831 | 253 | 286 | 32 | ▲ 33 | 81,105 | 16.1 | 52,650 | 12,660 | 13,910 | 1,884 | ▲ 1,250 | | |
| Apr-14 | 868 | ▲ 7.8 | 509 | 181 | 160 | 18 | ▲ 21 | 49,370 | ▲ 7.1 | 31,998 | 9,179 | 7,610 | 584 | 1,569 | | |
| May-14 | 817 | ▲ 6.4 | 458 | 169 | 173 | 17 | ▲ 4 | 44,919 | ▲ 8.9 | 28,088 | 7,981 | 8,095 | 755 | ▲ 114 | | |
| Jun-14 | 918 | ▲ 9.6 | 486 | 215 | 188 | 29 | ▲ 27 | 49,619 | ▲ 13.1 | 29,459 | 10,500 | 8,443 | 1,218 | 2,056 | | |
| Jul-14 | 930 | ▲ 2.8 | 518 | 196 | 192 | 24 | ▲ 4 | 53,026 | 0.1 | 32,489 | 9,869 | 9,351 | 1,317 | 518 | | |
| Aug-14 | 870 | ▲ 2.6 | 452 | 179 | 216 | 23 | ▲ 37 | 47,512 | ▲ 6.9 | 28,151 | 8,768 | 9,659 | 935 | ▲ 890 | | |
| Sep-14 | 935 | 3.3 | 454 | 197 | 253 | 31 | ▲ 56 | 50,407 | 2.0 | 27,605 | 9,779 | 11,608 | 1,415 | ▲ 1,829 | | |
| Oct-14 | 879 | ▲ 8.0 | 478 | 212 | 173 | 16 | ▲ 39 | 47,073 | ▲ 11.1 | 28,752 | 9,743 | 7,938 | 639 | 1,804 | | |
| Nov-14 | 895 | ▲ 10.9 | 478 | 187 | 203 | 26 | ▲ 15 | 50,302 | ▲ 8.6 | 29,551 | 9,005 | 10,563 | 1,104 | ▲ 1,479 | | |
| Dec-14 | 962 | ▲ 6.6 | 514 | 230 | 177 | 20 | ▲ 51 | 53,854 | ▲ 4.9 | 31,597 | 11,131 | 9,278 | 1,020 | 1,761 | | |
| Jan-15 | 758 | 3.0 | 392 | 179 | 157 | 26 | ▲ 22 | 41,280 | 0.8 | 24,002 | 8,172 | 7,794 | 1,167 | 378 | | |
| Feb-15 | 904 | ▲ 1.0 | 450 | 210 | 202 | 23 | ▲ 8 | 49,972 | 1.6 | 27,693 | 10,517 | 9,810 | 1,146 | 707 | | |
| Mar-15 | 1,295 | ▲ 7.6 | 736 | 298 | 223 | 36 | ▲ 75 | 74,512 | ▲ 8.1 | 46,234 | 13,981 | 12,752 | 1,474 | 1,229 | | |

3-1 Tokyo including suburbs

| | Detached House | | | | | | | | | | | | | | | |
|--------|-------------------------|--|--|--------------------------------|--------------------------------|---|------------|--|--------------------------------|--|--|--------------------------------|--------------------------------|---|--|--|
| | numbers of transactions | change compared to year-earlier month(%) | numbers of transactions by transaction party | | | | | trend of transaction of Private corporation (buy-sell) | gross area of transactions (㎡) | change compared to year-earlier month(%) | gross area of transactions by transaction party(㎡) | | | | | trend of transaction of Private corporation (buy-sell) |
| | | | Individual→Individual | Individual→Private corporation | Private corporation→Individual | Private corporation→Private corporation | Individual | | | | Individual→Individual | Individual→Private corporation | Private corporation→Individual | Private corporation→Private corporation | | |
| Apr-08 | 3,187 | | 1,765 | 716 | 624 | 81 | 92 | 520,393 | | 271,176 | 135,155 | 93,821 | 20,044 | 41,334 | | |
| May-08 | 3,140 | | 1,783 | 645 | 666 | 65 | ▲ 21 | 499,424 | | 265,356 | 115,058 | 104,554 | 14,297 | 10,504 | | |
| Jun-08 | 3,235 | | 1,789 | 624 | 748 | 72 | ▲ 123 | 524,915 | | 268,444 | 121,605 | 112,836 | 21,597 | 8,929 | | |
| Jul-08 | 3,326 | | 1,873 | 703 | 679 | 69 | 24 | 552,979 | | 291,846 | 125,074 | 108,640 | 27,247 | 16,434 | | |
| Aug-08 | 2,907 | | 1,657 | 606 | 578 | 64 | 29 | 477,473 | | 262,704 | 110,744 | 87,243 | 16,292 | 23,924 | | |
| Sep-08 | 2,994 | | 1,712 | 632 | 577 | 70 | 57 | 509,022 | | 265,905 | 129,427 | 90,223 | 22,476 | 40,095 | | |
| Oct-08 | 3,008 | | 1,677 | 620 | 639 | 70 | ▲ 20 | 505,812 | | 270,860 | 117,252 | 101,707 | 15,497 | 15,232 | | |
| Nov-08 | 2,900 | | 1,677 | 570 | 570 | 80 | 1 | 498,349 | | 264,375 | 116,647 | 94,287 | 22,634 | 22,482 | | |
| Dec-08 | 3,089 | | 1,749 | 584 | 679 | 77 | ▲ 95 | 507,345 | | 276,849 | 108,544 | 106,572 | 15,380 | 1,973 | | |
| Jan-09 | 2,341 | | 1,313 | 490 | 477 | 61 | 13 | 391,600 | | 204,143 | 91,120 | 82,913 | 13,425 | 8,207 | | |
| Feb-09 | 2,400 | | 1,390 | 401 | 554 | 54 | ▲ 153 | 398,556 | | 220,609 | 75,152 | 82,124 | 10,490 | ▲ 6,973 | | |
| Mar-09 | 4,120 | | 2,518 | 632 | 877 | 92 | ▲ 244 | 684,026 | | 384,580 | 126,509 | 144,763 | 27,100 | ▲ 17,181 | | |
| Apr-09 | 3,051 | ▲ 4.3 | 1,827 | 544 | 616 | 63 | ▲ 72 | 519,528 | ▲ 0.2 | 301,115 | 103,882 | 100,125 | 14,260 | 3,758 | | |
| May-09 | 2,844 | ▲ 9.4 | 1,658 | 508 | 619 | 56 | ▲ 111 | 480,384 | ▲ 3.8 | 262,579 | 96,367 | 104,040 | 16,640 | ▲ 7,673 | | |
| Jun-09 | 3,279 | 1.4 | 1,980 | 575 | 652 | 70 | ▲ 76 | 569,452 | 8.5 | 312,157 | 118,129 | 117,693 | 18,413 | 1,968 | | |
| Jul-09 | 3,480 | 4.6 | 2,079 | 684 | 657 | 59 | 28 | 598,795 | 8.3 | 318,398 | 148,974 | 113,322 | 17,988 | 35,765 | | |
| Aug-09 | 2,882 | ▲ 0.9 | 1,721 | 559 | 532 | 65 | 27 | 481,743 | 0.9 | 266,887 | 109,188 | 88,955 | 15,837 | 20,233 | | |
| Sep-09 | 3,063 | 2.3 | 1,828 | 611 | 534 | 83 | 81 | 551,944 | 8.4 | 288,650 | 118,384 | 97,222 | 46,043 | 22,386 | | |
| Oct-09 | 3,319 | 10.3 | 1,890 | 741 | 614 | 72 | 128 | 585,769 | 15.8 | 296,477 | 153,840 | 109,404 | 25,837 | 44,616 | | |
| Nov-09 | 3,266 | 12.6 | 1,935 | 666 | 603 | 60 | 63 | 574,918 | 15.4 | 300,486 | 156,051 | 100,707 | 16,337 | 55,344 | | |
| Dec-09 | 3,249 | 5.2 | 1,868 | 690 | 615 | 72 | 77 | 574,735 | 13.3 | 302,146 | 143,769 | 104,096 | 23,088 | 39,941 | | |
| Jan-10 | 2,453 | 4.8 | 1,400 | 618 | 373 | 58 | 248 | 414,539 | 5.9 | 217,394 | 116,519 | 65,599 | 13,513 | 52,251 | | |
| Feb-10 | 2,700 | 12.5 | 1,573 | 526 | 614 | 67 | ▲ 8 | 460,806 | 18.6 | 253,839 | 99,868 | 89,444 | 17,655 | 10,425 | | |
| Mar-10 | 4,141 | 0.5 | 2,449 | 871 | 702 | 112 | 171 | 703,588 | 2.9 | 379,796 | 166,389 | 117,213 | 37,376 | 49,722 | | |
| Apr-10 | 3,324 | 8.9 | 1,936 | 739 | 597 | 50 | 143 | 559,976 | 7.8 | 303,158 | 144,060 | 97,336 | 14,934 | 46,973 | | |
| May-10 | 2,857 | 0.5 | 1,682 | 651 | 474 | 49 | 177 | 468,709 | ▲ 2.4 | 258,324 | 124,053 | 75,449 | 10,699 | 48,604 | | |
| Jun-10 | 3,196 | ▲ 2.5 | 1,801 | 724 | 586 | 83 | 139 | 558,315 | ▲ 2.0 | 291,914 | 136,585 | 103,865 | 25,166 | 32,872 | | |
| Jul-10 | 3,184 | ▲ 8.5 | 1,812 | 747 | 553 | 68 | 194 | 538,202 | ▲ 10.1 | 288,279 | 138,377 | 92,563 | 18,422 | 45,814 | | |
| Aug-10 | 2,928 | 1.6 | 1,781 | 621 | 472 | 52 | 150 | 493,523 | 2.4 | 277,597 | 121,466 | 83,145 | 10,789 | 38,714 | | |
| Sep-10 | 3,145 | 2.7 | 1,785 | 730 | 547 | 80 | 185 | 532,018 | ▲ 3.6 | 286,389 | 133,261 | 93,375 | 18,132 | 40,299 | | |
| Oct-10 | 2,917 | ▲ 12.1 | 1,631 | 715 | 512 | 57 | 205 | 492,008 | ▲ 16.0 | 254,868 | 134,864 | 88,724 | 13,030 | 46,661 | | |
| Nov-10 | 3,087 | ▲ 5.5 | 1,811 | 707 | 525 | 43 | 182 | 507,087 | ▲ 11.8 | 281,250 | 130,487 | 86,646 | 8,529 | 43,841 | | |
| Dec-10 | 3,465 | 6.6 | 1,972 | 798 | 618 | 73 | 181 | 600,148 | 4.4 | 314,170 | 150,439 | 106,242 | 28,548 | 44,511 | | |
| Jan-11 | 2,444 | ▲ 0.4 | 1,347 | 669 | 365 | 59 | 306 | 428,958 | 3.5 | 212,352 | 132,407 | 68,878 | 14,410 | 63,883 | | |
| Feb-11 | 2,606 | ▲ 3.5 | 1,425 | 640 | 479 | 60 | 163 | 450,800 | ▲ 2.2 | 229,758 | 121,373 | 83,228 | 15,568 | 39,018 | | |
| Mar-11 | 3,873 | ▲ 6.5 | 2,355 | 799 | 643 | 74 | 157 | 648,560 | ▲ 7.8 | 363,836 | 154,701 | 103,080 | 26,365 | 51,800 | | |
| Apr-11 | 2,756 | ▲ 17.1 | 1,641 | 630 | 434 | 50 | 197 | 464,565 | ▲ 17.0 | 258,825 | 114,816 | 79,026 | 11,669 | 36,020 | | |
| May-11 | 2,587 | ▲ 9.5 | 1,435 | 613 | 486 | 50 | 129 | 480,807 | 2.6 | 229,307 | 106,360 | 80,286 | 14,688 | 26,363 | | |
| Jun-11 | 3,006 | ▲ 5.9 | 1,701 | 642 | 604 | 57 | 38 | 497,102 | ▲ 11.0 | 261,403 | 121,776 | 99,095 | 14,612 | 22,681 | | |
| Jul-11 | 2,929 | ▲ 8.0 | 1,685 | 692 | 504 | 44 | 191 | 495,891 | ▲ 7.9 | 259,170 | 136,688 | 88,900 | 10,044 | 48,713 | | |
| Aug-11 | 2,768 | ▲ 5.5 | 1,582 | 672 | 456 | 57 | 216 | 472,271 | ▲ 4.3 | 252,220 | 134,209 | 68,855 | 16,656 | 65,354 | | |
| Sep-11 | 3,004 | ▲ 4.5 | 1,713 | 678 | 543 | 67 | 138 | 523,645 | ▲ 1.6 | 284,943 | 131,898 | 91,724 | 14,734 | 40,519 | | |
| Oct-11 | 2,619 | ▲ 10.2 | 1,479 | 607 | 472 | 58 | 137 | 462,957 | ▲ 5.9 | 245,438 | 114,377 | 86,306 | 15,633 | 29,044 | | |
| Nov-11 | 2,850 | ▲ 7.7 | 1,590 | 697 | 508 | 54 | 190 | 474,257 | ▲ 6.5 | 248,850 | 130,942 | 81,179 | 12,524 | 50,525 | | |
| Dec-11 | 3,273 | ▲ 5.5 | 1,949 | 679 | 574 | 70 | 106 | 572,574 | ▲ 4.6 | 313,090 | 133,597 | 102,411 | 23,282 | 31,380 | | |
| Jan-12 | 2,303 | ▲ 5.8 | 1,341 | 578 | 330 | 48 | 253 | 414,082 | ▲ 3.5 | 211,462 | 129,320 | 57,537 | 13,350 | 74,023 | | |
| Feb-12 | 2,679 | 2.8 | 1,515 | 620 | 494 | 48 | 127 | 449,770 | ▲ 0.2 | 241,565 | 112,664 | 84,644 | 10,631 | 28,099 | | |
| Mar-12 | 3,934 | 1.6 | 2,360 | 862 | 613 | 96 | 249 | 681,783 | 5.1 | 368,622 | 176,979 | 105,327 | 30,521 | 71,652 | | |
| Apr-12 | 2,796 | 1.5 | 1,616 | 633 | 498 | 44 | 137 | 470,586 | 1.3 | 254,571 | 114,444 | 89,211 | 11,572 | 25,564 | | |
| May-12 | 2,795 | 8.0 | 1,605 | 678 | 458 | 52 | 221 | 461,033 | ▲ 4.1 | 251,183 | 126,708 | 68,595 | 14,125 | 58,292 | | |
| Jun-12 | 3,009 | 0.1 | 1,741 | 692 | 526 | 46 | 169 | 510,081 | 2.6 | 272,979 | 140,736 | 82,900 | 12,881 | 58,196 | | |
| Jul-12 | 3,213 | 9.7 | 1,903 | 737 | 511 | 59 | 227 | 532,151 | 7.3 | 288,452 | 137,652 | 88,380 | 17,275 | 49,382 | | |
| Aug-12 | 2,998 | 8.3 | 1,807 | 651 | 488 | 49 | 166 | 502,290 | 6.4 | 282,440 | 124,054 | 81,803 | 10,884 | 45,359 | | |
| Sep-12 | 2,843 | ▲ 5.4 | 1,651 | 627 | 497 | 67 | 130 | 507,029 | ▲ 3.2 | 262,741 | 119,175 | 100,547 | 24,388 | 18,628 | | |
| Oct-12 | 2,985 | 14.0 | 1,768 | 671 | 488 | 57 | 183 | 501,040 | 8.2 | 280,901 | 121,757 | 83,112 | 15,161 | 38,644 | | |
| Nov-12 | 3,233 | 13.4 | 1,802 | 776 | 576 | 75 | 202 | 602,628 | 27.1 | 278,297 | 147,104 | 98,744 | 77,785 | 48,623 | | |
| Dec-12 | 3,362 | 2.7 | 1,965 | 774 | 549 | 71 | 226 | 588,135 | 2.7 | 320,807 | 151,711 | 98,922 | 16,180 | 52,846 | | |
| Jan-13 | 2,287 | ▲ 0.7 | 1,324 | 616 | 294 | 53 | 322 | 408,642 | ▲ 1.3 | 220,793 | 121,287 | 47,489 | 19,073 | 73,798 | | |
| Feb-13 | 2,785 | 4.0 | 1,572 | 647 | 473 | 91 | 176 | 465,264 | 3.4 | 248,494 | 110,695 | 74,434 | 31,318 | 36,583 | | |
| Mar-13 | 4,186 | 6.4 | 2,533 | 900 | 668 | 81 | 234 | 680,128 | ▲ 0.2 | 386,357 | 167,313 | 104,942 | 20,290 | 63,163 | | |
| Apr-13 | 2,977 | 6.5 | 1,752 | 652 | 522 | 50 | 131 | 490,515 | 4.2 | 274,482 | 114,214 | 87,420 | 14,158 | 27,036 | | |
| May-13 | 3,271 | 17.0 | 1,989 | 679 | 535 | 65 | 146 | 556,115 | 20.6 | 319,022 | 130,163 | 86,610 | 19,602 | 44,028 | | |
| Jun-13 | 3,312 | 10.1 | 1,961 | 736 | 549 | 63 | 188 | 554,983 | 8.8 | 304,548 | 136,297 | 97,102 | 16,286 | 39,679 | | |
| Jul-13 | 3,357 | 4.5 | 2,009 | 760 | 523 | 65 | 237 | 565,108 | 6.2 | 321,325 | 140,484 | 87,281 | 16,018 | 53,203 | | |
| Aug-13 | 2,929 | ▲ 2.3 | 1,765 | 660 | 434 | 69 | 227 | 481,169 | ▲ 4.2 | 271,304 | 118,560 | 71,621 | 19,470 | 47,153 | | |
| Sep-13 | 3,094 | 8.8 | 1,761 | 770 | 489 | 69 | 284 | 512,778 | 1.1 | 281,048 | 136,547 | 77,236 | 16,961 | 59,880 | | |
| Oct-13 | 3,088 | 3.5 | 1,767 | 762 | 491 | 63 | 274 | 524,493 | 4.7 | 289,650 | 136,813 | 77,570 | 19,450 | 59,892 | | |
| Nov-13 | 3,213 | ▲ 0.6 | 1,881 | 788 | 483 | 57 | 307 | 549,596 | ▲ 8.8 | 293,370 | 148,665 | 82,144 | 24,845 | 66,801 | | |
| Dec-13 | 3,437 | 2.2 | 1,942 | 881 | 541 | 70 | 341 | 598,940 | 1.8 | 311,333 | 177,989 | 93,023 | 13,484 | 85,210 | | |
| Jan-14 | 2,555 | 11.7 | 1,410 | 717 | 375 | 52 | 342 | 426,575 | 4.4 | 218,293 | 127,091 | 59,819 | 21,322 | 67,271 | | |
| Feb-14 | 2,862 | 2.8 | 1,640 | 677 | 479 | 65 | 199 | 483,849 | 4.0 | 259,754 | 121,780 | 84,505 | 17,735 | 37,351 | | |
| Mar-14 | 4,482 | 7.1 | 2,708 | 1,015 | 654 | 101 | 363 | 745,362 | 9.6 | 417,935 | 183,013 | 114,318 | 29,386 | 69,003 | | |
| Apr-14 | 2,651 | ▲ 11.0 | 1,550 | 670 | 370 | 58 | 300 | 437,513 | ▲ 10.8 | 245,888 | 117,732 | 58,501 | 14,792 | 59,231 | | |
| May-14 | 2,914 | ▲ 10.9 | 1,665 | 721 | 467 | 59 | 256 | 481,843 | ▲ 13.4 | 261,687 | 133,671 | 72,383 | 13,722 | 61,667 | | |
| Jun-14 | 3,104 | ▲ 6.3 | 1,718 | 746 | 569 | 67 | 179 | 511,637 | ▲ 7.8 | 274,718 | 124,915 | 96,283 | 15,426 | 28,808 | | |
| Jul-14 | 3,205 | ▲ 4.5 | 1,823 | 775 | 545 | 61 | 231 | 550,158 | ▲ 2.6 | 280,111 | 147,340 | 100,146 | 22,411 | 47,344 | | |
| Aug-14 | 2,798 | ▲ 4.5 | 1,559 | 701 | 480 | 57 | 221 | 480,667 | ▲ 0.1 | 255,890 | 123,863 | 80,580 | 20,278 | 43,283 | | |
| Sep-14 | 3,081 | ▲ 0.4 | 1,700 | 830 | 474 | 74 | 356 | 524,332 | 2.3 | 264,121 | 161,839 | 77,435 | 19,460 | 84,227 | | |
| Oct-14 | 2,970 | ▲ 3.8 | 1,583 | 791 | 517 | 77 | 275 | 525,721 | 0.2 | 257,134 | 157,494 | 89,965 | 20,776 | 67,703 | | |
| Nov-14 | 2,950 | ▲ 8.2 | 1,693 | 695 | 509 | 49 | 188 | 492,693 | ▲ 10.4 | 276,525 | | | | | | |

3-1 Tokyo including suburbs

| | Condominiums | | | | | | | | | | | | | | |
|--------|-------------------------|--|--|---------------------------------|----------------------------------|---|--|--|--|--|---------------------------------|----------------------------------|---|-----------|--|
| | numbers of transactions | change compared to year-earlier month(%) | numbers of transactions by transaction party | | | | | gross area of transactions (m ²) | change compared to year-earlier month(%) | gross area of transactions by transaction party(m ²) | | | | | trend of transaction of Private corporation (buy-sell) |
| | | | Individual→ Individual | Individual→ Private corporation | Private corporation → Individual | Private corporation → Private corporation | trend of transaction of Private corporation (buy-sell) | | | Individual→ Individual | Individual→ Private corporation | Private corporation → Individual | Private corporation → Private corporation | | |
| Apr-08 | 7,495 | | 3,198 | 1,142 | 2,734 | 420 | ▲ 1,591 | 417,777 | | 195,198 | 54,658 | 149,288 | 18,587 | ▲ 94,584 | |
| May-08 | 6,480 | | 2,796 | 1,183 | 2,230 | 223 | ▲ 1,047 | 335,605 | | 167,361 | 53,058 | 103,352 | 9,329 | ▲ 50,294 | |
| Jun-08 | 6,891 | | 3,080 | 1,067 | 2,384 | 357 | ▲ 1,317 | 369,783 | | 186,363 | 51,592 | 115,335 | 16,192 | ▲ 63,743 | |
| Jul-08 | 7,085 | | 3,156 | 1,231 | 2,445 | 250 | ▲ 1,214 | 383,207 | | 191,374 | 59,204 | 121,995 | 10,342 | ▲ 62,791 | |
| Aug-08 | 6,087 | | 2,705 | 956 | 2,173 | 247 | ▲ 1,217 | 333,856 | | 167,508 | 48,032 | 106,525 | 11,325 | ▲ 58,493 | |
| Sep-08 | 6,724 | | 2,759 | 1,073 | 2,529 | 345 | ▲ 1,456 | 357,487 | | 167,169 | 52,643 | 121,183 | 15,243 | ▲ 68,521 | |
| Oct-08 | 6,789 | | 2,769 | 1,172 | 2,548 | 299 | ▲ 1,376 | 361,200 | | 168,195 | 58,152 | 122,968 | 11,835 | ▲ 64,816 | |
| Nov-08 | 6,277 | | 2,537 | 957 | 2,546 | 220 | ▲ 1,589 | 353,156 | | 154,538 | 49,162 | 139,151 | 9,502 | ▲ 89,989 | |
| Dec-08 | 6,904 | | 2,706 | 1,118 | 2,703 | 375 | ▲ 1,585 | 370,884 | | 160,819 | 55,416 | 135,793 | 18,744 | ▲ 80,377 | |
| Jan-09 | 5,619 | | 2,291 | 896 | 2,088 | 337 | ▲ 1,192 | 320,285 | | 141,436 | 47,612 | 111,703 | 18,973 | ▲ 64,090 | |
| Feb-09 | 6,139 | | 2,397 | 806 | 2,646 | 280 | ▲ 1,839 | 339,467 | | 143,945 | 40,290 | 141,541 | 12,904 | ▲ 101,220 | |
| Mar-09 | 10,568 | | 4,535 | 1,111 | 4,312 | 578 | ▲ 3,199 | 620,135 | | 286,137 | 58,194 | 243,980 | 29,930 | ▲ 185,647 | |
| Apr-09 | 7,311 | ▲ 2.5 | 3,246 | 1,020 | 2,758 | 265 | ▲ 1,734 | 412,698 | ▲ 1.2 | 202,143 | 51,363 | 146,220 | 11,557 | ▲ 94,684 | |
| May-09 | 6,210 | ▲ 4.2 | 2,726 | 866 | 2,402 | 211 | ▲ 1,536 | 351,462 | 4.7 | 166,867 | 45,473 | 129,755 | 8,974 | ▲ 84,283 | |
| Jun-09 | 7,860 | 14.1 | 3,198 | 1,040 | 3,339 | 282 | ▲ 2,299 | 439,700 | 18.9 | 193,520 | 50,755 | 181,968 | 13,358 | ▲ 131,213 | |
| Jul-09 | 7,784 | 9.9 | 3,341 | 1,081 | 2,991 | 371 | ▲ 1,910 | 437,382 | 14.1 | 204,766 | 56,629 | 157,739 | 18,248 | ▲ 101,109 | |
| Aug-09 | 6,892 | 13.2 | 2,831 | 951 | 2,849 | 260 | ▲ 1,898 | 388,421 | 16.3 | 172,574 | 49,523 | 154,001 | 12,226 | ▲ 104,478 | |
| Sep-09 | 7,013 | 4.3 | 2,914 | 1,084 | 2,750 | 263 | ▲ 1,664 | 390,016 | 9.1 | 177,186 | 54,235 | 144,648 | 13,849 | ▲ 90,315 | |
| Oct-09 | 7,462 | 9.9 | 3,044 | 1,117 | 3,087 | 214 | ▲ 1,970 | 415,237 | 15.0 | 182,214 | 57,595 | 165,386 | 10,043 | ▲ 107,791 | |
| Nov-09 | 7,376 | 17.5 | 3,068 | 1,201 | 2,861 | 243 | ▲ 1,657 | 407,376 | 15.4 | 186,479 | 61,539 | 147,643 | 11,549 | ▲ 85,938 | |
| Dec-09 | 7,488 | 8.5 | 3,122 | 1,195 | 2,904 | 257 | ▲ 1,699 | 408,350 | 10.1 | 186,953 | 60,719 | 148,160 | 11,944 | ▲ 86,867 | |
| Jan-10 | 5,803 | 3.3 | 2,388 | 1,046 | 2,101 | 267 | ▲ 1,054 | 318,640 | ▲ 0.5 | 144,869 | 55,466 | 106,636 | 11,643 | ▲ 51,146 | |
| Feb-10 | 6,686 | 8.9 | 2,746 | 1,047 | 2,609 | 283 | ▲ 1,562 | 364,730 | 7.4 | 164,739 | 54,022 | 132,342 | 13,572 | ▲ 78,320 | |
| Mar-10 | 9,901 | ▲ 6.3 | 4,712 | 1,502 | 3,336 | 347 | ▲ 1,833 | 559,828 | ▲ 9.7 | 292,974 | 77,560 | 173,005 | 15,994 | ▲ 95,389 | |
| Apr-10 | 7,484 | 2.4 | 3,442 | 1,364 | 2,412 | 263 | ▲ 1,047 | 405,795 | ▲ 1.7 | 206,548 | 69,317 | 118,627 | 10,989 | ▲ 49,209 | |
| May-10 | 6,476 | 4.3 | 2,806 | 1,148 | 2,296 | 226 | ▲ 1,148 | 350,122 | ▲ 0.4 | 167,155 | 58,719 | 115,025 | 9,222 | ▲ 56,306 | |
| Jun-10 | 7,222 | ▲ 8.1 | 3,055 | 1,230 | 2,705 | 230 | ▲ 1,475 | 388,769 | ▲ 11.6 | 181,565 | 63,722 | 133,053 | 10,201 | ▲ 69,331 | |
| Jul-10 | 8,173 | 5.0 | 3,261 | 1,414 | 3,096 | 402 | ▲ 1,682 | 458,836 | 4.9 | 195,616 | 73,596 | 165,827 | 23,797 | ▲ 92,231 | |
| Aug-10 | 6,370 | ▲ 7.6 | 2,752 | 1,223 | 2,169 | 226 | ▲ 946 | 342,027 | ▲ 11.9 | 165,216 | 63,290 | 103,696 | 9,825 | ▲ 40,405 | |
| Sep-10 | 7,363 | 5.0 | 2,964 | 1,356 | 2,737 | 300 | ▲ 1,377 | 393,664 | 0.9 | 176,995 | 68,711 | 133,495 | 14,007 | ▲ 64,569 | |
| Oct-10 | 6,450 | ▲ 13.6 | 2,638 | 1,252 | 2,331 | 228 | ▲ 1,079 | 337,758 | ▲ 18.7 | 152,982 | 64,316 | 109,519 | 10,843 | ▲ 45,203 | |
| Nov-10 | 7,941 | 7.7 | 3,103 | 1,396 | 3,173 | 269 | ▲ 1,777 | 442,825 | 8.7 | 182,704 | 71,732 | 176,113 | 12,277 | ▲ 104,381 | |
| Dec-10 | 7,631 | 1.9 | 3,199 | 1,445 | 2,658 | 326 | ▲ 1,212 | 404,189 | ▲ 1.0 | 189,215 | 74,017 | 127,133 | 13,552 | ▲ 53,039 | |
| Jan-11 | 6,037 | 4.0 | 2,383 | 1,325 | 2,132 | 194 | ▲ 804 | 329,690 | 3.5 | 140,190 | 71,111 | 108,914 | 9,305 | ▲ 37,633 | |
| Feb-11 | 6,262 | ▲ 6.3 | 2,657 | 1,199 | 2,110 | 292 | ▲ 910 | 329,958 | ▲ 9.5 | 156,544 | 59,994 | 101,488 | 11,551 | ▲ 41,430 | |
| Mar-11 | 9,456 | ▲ 4.5 | 4,579 | 1,466 | 3,110 | 300 | ▲ 1,644 | 538,665 | ▲ 3.8 | 283,651 | 77,106 | 163,700 | 14,096 | ▲ 86,595 | |
| Apr-11 | 6,063 | ▲ 19.0 | 2,838 | 1,101 | 1,891 | 231 | ▲ 789 | 327,600 | ▲ 19.3 | 170,269 | 54,804 | 92,805 | 9,631 | ▲ 37,948 | |
| May-11 | 5,553 | ▲ 14.3 | 2,442 | 1,165 | 1,772 | 174 | ▲ 607 | 296,249 | ▲ 15.4 | 143,141 | 59,150 | 85,903 | 8,056 | ▲ 26,753 | |
| Jun-11 | 6,537 | ▲ 9.5 | 2,793 | 1,391 | 2,157 | 195 | ▲ 766 | 346,501 | ▲ 10.9 | 162,849 | 70,403 | 105,246 | 7,902 | ▲ 34,843 | |
| Jul-11 | 6,311 | ▲ 22.8 | 2,734 | 1,346 | 2,045 | 185 | ▲ 698 | 336,179 | ▲ 26.7 | 160,027 | 67,725 | 99,883 | 8,489 | ▲ 32,103 | |
| Aug-11 | 5,977 | ▲ 6.2 | 2,621 | 1,279 | 1,887 | 189 | ▲ 608 | 322,934 | ▲ 5.6 | 155,419 | 66,134 | 92,488 | 8,790 | ▲ 26,353 | |
| Sep-11 | 6,437 | ▲ 12.6 | 2,695 | 1,298 | 2,257 | 187 | ▲ 959 | 342,276 | ▲ 13.1 | 158,330 | 65,946 | 109,685 | 8,316 | ▲ 43,739 | |
| Oct-11 | 5,911 | ▲ 8.4 | 2,514 | 1,291 | 1,851 | 255 | ▲ 560 | 318,234 | ▲ 5.8 | 146,955 | 66,742 | 91,164 | 13,374 | ▲ 24,422 | |
| Nov-11 | 6,203 | ▲ 21.9 | 2,796 | 1,387 | 1,806 | 214 | ▲ 419 | 334,884 | ▲ 24.4 | 161,827 | 72,129 | 90,837 | 10,091 | ▲ 18,709 | |
| Dec-11 | 7,341 | ▲ 3.8 | 3,086 | 1,469 | 2,454 | 332 | ▲ 985 | 397,356 | ▲ 1.7 | 179,533 | 74,859 | 126,782 | 16,181 | ▲ 51,923 | |
| Jan-12 | 4,970 | ▲ 17.7 | 2,163 | 1,180 | 1,489 | 138 | ▲ 309 | 267,876 | ▲ 18.7 | 126,157 | 61,306 | 73,602 | 6,812 | ▲ 12,295 | |
| Feb-12 | 5,915 | ▲ 5.5 | 2,729 | 1,094 | 1,867 | 224 | ▲ 773 | 316,217 | ▲ 4.2 | 157,338 | 55,303 | 93,623 | 9,852 | ▲ 38,320 | |
| Mar-12 | 9,634 | 1.9 | 4,478 | 1,654 | 3,201 | 301 | ▲ 1,547 | 550,113 | 2.1 | 274,970 | 85,376 | 174,562 | 15,205 | ▲ 89,186 | |
| Apr-12 | 6,511 | 7.4 | 3,156 | 1,302 | 1,879 | 174 | ▲ 577 | 353,725 | 8.0 | 186,913 | 66,364 | 93,555 | 6,892 | ▲ 27,191 | |
| May-12 | 6,324 | 13.9 | 2,957 | 1,303 | 1,893 | 170 | ▲ 590 | 342,456 | 15.6 | 175,866 | 67,222 | 91,291 | 7,977 | ▲ 24,069 | |
| Jun-12 | 6,690 | 2.3 | 2,939 | 1,410 | 2,080 | 261 | ▲ 670 | 357,479 | 3.2 | 169,127 | 73,125 | 104,425 | 10,802 | ▲ 31,300 | |
| Jul-12 | 6,878 | 9.0 | 3,132 | 1,339 | 2,170 | 237 | ▲ 831 | 372,303 | 10.7 | 182,779 | 68,923 | 109,940 | 10,662 | ▲ 41,017 | |
| Aug-12 | 6,348 | 6.2 | 2,952 | 1,351 | 1,858 | 187 | ▲ 507 | 346,983 | 7.4 | 173,314 | 69,424 | 95,859 | 8,386 | ▲ 26,436 | |
| Sep-12 | 6,638 | 3.1 | 2,891 | 1,321 | 2,201 | 225 | ▲ 880 | 358,416 | 4.7 | 169,258 | 66,926 | 112,796 | 9,436 | ▲ 45,870 | |
| Oct-12 | 6,544 | 10.7 | 2,882 | 1,406 | 2,074 | 181 | ▲ 668 | 349,028 | 9.7 | 165,880 | 70,235 | 105,153 | 7,652 | ▲ 34,918 | |
| Nov-12 | 7,140 | 15.1 | 3,193 | 1,482 | 2,175 | 290 | ▲ 693 | 388,677 | 16.1 | 189,221 | 75,844 | 110,747 | 12,865 | ▲ 34,903 | |
| Dec-12 | 7,379 | 0.5 | 3,410 | 1,409 | 2,301 | 258 | ▲ 892 | 406,024 | 2.2 | 200,771 | 72,937 | 119,358 | 12,845 | ▲ 46,420 | |
| Jan-13 | 5,343 | 7.5 | 2,379 | 1,278 | 1,490 | 196 | ▲ 212 | 282,158 | 5.3 | 135,225 | 67,938 | 70,773 | 8,222 | ▲ 2,835 | |
| Feb-13 | 6,430 | 8.7 | 2,972 | 1,175 | 2,032 | 251 | ▲ 857 | 342,820 | 8.4 | 170,810 | 59,435 | 101,008 | 11,567 | ▲ 41,574 | |
| Mar-13 | 11,063 | 14.8 | 5,125 | 1,747 | 3,610 | 400 | ▲ 1,862 | 632,909 | 15.1 | 307,943 | 91,174 | 199,944 | 20,265 | ▲ 108,667 | |
| Apr-13 | 7,839 | 20.4 | 3,925 | 1,406 | 2,275 | 231 | ▲ 869 | 433,514 | 22.6 | 230,372 | 73,501 | 118,435 | 11,080 | ▲ 44,934 | |
| May-13 | 7,392 | 16.9 | 3,732 | 1,421 | 2,029 | 208 | ▲ 608 | 402,442 | 17.5 | 216,554 | 72,314 | 104,128 | 9,264 | ▲ 31,814 | |
| Jun-13 | 7,354 | 9.9 | 3,632 | 1,469 | 2,051 | 201 | ▲ 582 | 400,234 | 12.0 | 206,522 | 75,148 | 109,113 | 9,370 | ▲ 33,965 | |
| Jul-13 | 7,757 | 12.8 | 3,857 | 1,690 | 2,009 | 200 | ▲ 318 | 425,695 | 14.3 | 222,854 | 86,894 | 106,012 | 9,899 | ▲ 19,082 | |
| Aug-13 | 6,915 | 8.9 | 3,353 | 1,494 | 1,872 | 196 | ▲ 378 | 373,933 | 7.8 | 192,515 | 76,287 | 96,805 | 8,326 | ▲ 20,518 | |
| Sep-13 | 6,984 | 5.2 | 3,273 | 1,536 | 1,967 | 208 | ▲ 431 | 379,025 | 5.8 | 186,645 | 79,887 | 102,174 | 10,320 | ▲ 22,287 | |
| Oct-13 | 7,277 | 11.2 | 3,382 | 1,673 | 1,844 | 181 | ▲ 167 | 383,589 | 9.9 | 186,174 | 84,773 | 91,174 | 8,474 | ▲ 6,139 | |
| Nov-13 | 7,376 | 3.3 | 3,522 | 1,605 | 2,022 | 223 | ▲ 417 | 397,455 | 2.3 | 200,817 | 83,432 | 102,863 | 10,210 | ▲ 19,432 | |
| Dec-13 | 7,749 | 5.0 | 3,631 | 1,693 | 2,153 | 265 | ▲ 455 | 409,292 | 0.8 | 201,844 | 88,392 | 106,212 | 12,374 | ▲ 17,417 | |
| Jan-14 | 6,383 | 19.5 | 3,087 | 1,497 | 1,632 | 167 | ▲ 135 | 341,153 | 20.9 | 175,272 | 78,369 | 79,278 | 8,234 | ▲ 909 | |
| Feb-14 | 7,060 | 9.8 | 3,391 | 1,485 | 1,960 | 217 | ▲ 468 | 375,241 | 9.5 | 191,629 | 74,397 | 98,815 | 9,841 | ▲ 23,858 | |
| Mar-14 | 11,632 | 5.1 | 5,794 | 2,108 | 3,370 | 359 | ▲ 1,261 | 650,330 | 2.8 | 339,812 | 111,989 | 180,684 | 17,786 | ▲ 68,637 | |
| Apr-14 | 6,654 | ▲ 15.1 | 3,450 | 1,569 | 1,486 | 148 | 83 | 356,890 | ▲ 17.7 | 194,970 | 80,455 | 73,859 | 7,574 | 6,597 | |
| May-14 | 6,759 | ▲ 8.6 | 3,222 | 1,645 | 1,680 | 212 | ▲ 35 | 359,066 | ▲ 10.8 | 182,150 | 82,954 | 84,213 | 9,748 | ▲ 1,258 | |
| Jun-14 | 6,821 | ▲ 7.2 | 3,202 | 1,565 | 1,863 | 190 | ▲ 298 | 361,343 | ▲ 9.7 | 180,126 | 78,477 | 94,374 | 8,333 | ▲ 15,898 | |
| Jul-14 | 7,425 | ▲ 4.3 | 3,395 | 1,78 | | | | | | | | | | | |

3-2 Nagoya

| | Detached House | | | | | | | | | | | | | | |
|--------|-------------------------|--|--|--------------------------------|--------------------------------|---|--|--------------------------------|--|--|--------------------------------|--------------------------------|---|---------|--|
| | numbers of transactions | change compared to year-earlier month(%) | numbers of transactions by transaction party | | | | | gross area of transactions (㎡) | change compared to year-earlier month(%) | gross area of transactions by transaction party(㎡) | | | | | trend of transaction of Private corporation (buy-sell) |
| | | | Individual→Individual | Individual→Private corporation | Private corporation→Individual | Private corporation→Private corporation | trend of transaction of Private corporation (buy-sell) | | | Individual→Individual | Individual→Private corporation | Private corporation→Individual | Private corporation→Private corporation | | |
| Apr-08 | 924 | | 562 | 178 | 159 | 13 | 19 | 204,778 | | 123,822 | 41,499 | 34,977 | 2,138 | 6,523 | |
| May-08 | 952 | | 579 | 204 | 151 | 18 | 53 | 226,155 | | 132,159 | 52,793 | 34,199 | 7,004 | 18,594 | |
| Jun-08 | 944 | | 560 | 193 | 173 | 17 | 20 | 252,483 | | 129,777 | 50,506 | 37,381 | 34,579 | 13,126 | |
| Jul-08 | 999 | | 589 | 220 | 166 | 21 | 54 | 240,506 | | 136,257 | 52,803 | 41,271 | 8,917 | 11,532 | |
| Aug-08 | 838 | | 489 | 169 | 163 | 15 | 6 | 215,767 | | 109,655 | 47,785 | 36,325 | 4,560 | 11,461 | |
| Sep-08 | 811 | | 491 | 175 | 133 | 10 | 42 | 213,900 | | 124,619 | 45,528 | 26,573 | 6,455 | 18,955 | |
| Oct-08 | 921 | | 556 | 165 | 181 | 15 | ▲15 | 211,742 | | 124,213 | 40,275 | 37,824 | 8,577 | 2,893 | |
| Nov-08 | 883 | | 528 | 172 | 172 | 10 | 0 | 213,811 | | 115,778 | 39,816 | 53,612 | 4,351 | ▲13,796 | |
| Dec-08 | 920 | | 553 | 176 | 172 | 18 | 4 | 215,487 | | 130,301 | 39,704 | 40,656 | 4,594 | ▲951 | |
| Jan-09 | 706 | | 446 | 153 | 99 | 7 | 55 | 164,432 | | 103,002 | 34,783 | 23,854 | 2,111 | 11,611 | |
| Feb-09 | 713 | | 414 | 136 | 152 | 11 | ▲16 | 160,925 | | 87,726 | 36,026 | 33,951 | 3,221 | 2,075 | |
| Mar-09 | 1,208 | | 751 | 216 | 227 | 12 | ▲11 | 268,659 | | 162,554 | 52,356 | 49,445 | 3,596 | 2,911 | |
| Apr-09 | 909 | ▲1.6 | 563 | 148 | 185 | 13 | ▲37 | 212,506 | 3.8 | 130,390 | 37,224 | 40,010 | 4,881 | ▲2,786 | |
| May-09 | 765 | ▲19.6 | 458 | 138 | 155 | 14 | ▲17 | 180,691 | ▲20.1 | 106,470 | 33,813 | 33,471 | 6,937 | 342 | |
| Jun-09 | 971 | 2.9 | 572 | 171 | 208 | 19 | ▲37 | 218,749 | ▲13.4 | 124,541 | 43,742 | 45,218 | 5,119 | ▲1,476 | |
| Jul-09 | 990 | ▲0.9 | 574 | 201 | 202 | 13 | ▲1 | 241,550 | 0.4 | 139,155 | 51,397 | 44,445 | 6,553 | 6,953 | |
| Aug-09 | 839 | 0.1 | 495 | 152 | 180 | 12 | ▲28 | 190,617 | ▲11.7 | 111,602 | 35,865 | 37,353 | 5,797 | ▲1,489 | |
| Sep-09 | 825 | 1.7 | 502 | 146 | 157 | 18 | ▲10 | 201,209 | ▲5.9 | 122,199 | 31,905 | 39,544 | 7,122 | ▲7,449 | |
| Oct-09 | 868 | ▲5.8 | 508 | 167 | 181 | 11 | ▲14 | 209,233 | ▲1.2 | 116,375 | 45,326 | 42,217 | 4,798 | 3,110 | |
| Nov-09 | 920 | 4.2 | 571 | 163 | 171 | 14 | ▲8 | 203,194 | ▲5.0 | 129,327 | 34,266 | 36,531 | 2,818 | ▲2,265 | |
| Dec-09 | 1,041 | 13.2 | 603 | 229 | 197 | 11 | 32 | 242,561 | 12.6 | 136,992 | 55,991 | 43,880 | 5,310 | 12,111 | |
| Jan-10 | 702 | ▲0.6 | 418 | 150 | 117 | 15 | 33 | 164,505 | 0.0 | 96,249 | 38,043 | 25,623 | 3,965 | 12,420 | |
| Feb-10 | 817 | 14.6 | 478 | 164 | 167 | 8 | ▲3 | 193,510 | 20.2 | 112,947 | 37,846 | 39,096 | 3,622 | ▲1,250 | |
| Mar-10 | 1,264 | 4.6 | 797 | 214 | 237 | 13 | ▲23 | 286,726 | 6.7 | 181,807 | 53,449 | 48,118 | 2,615 | 5,332 | |
| Apr-10 | 988 | 8.7 | 602 | 194 | 181 | 9 | 13 | 217,037 | 2.1 | 130,448 | 47,992 | 35,913 | 1,940 | 12,079 | |
| May-10 | 777 | 1.6 | 432 | 165 | 168 | 10 | ▲3 | 175,497 | ▲2.9 | 96,154 | 40,424 | 36,782 | 1,716 | 3,642 | |
| Jun-10 | 885 | ▲8.9 | 538 | 157 | 179 | 11 | ▲22 | 210,112 | ▲3.9 | 129,979 | 38,825 | 38,083 | 3,225 | 742 | |
| Jul-10 | 968 | ▲2.2 | 573 | 198 | 182 | 15 | 16 | 225,100 | ▲6.8 | 132,166 | 46,096 | 42,872 | 3,966 | 3,225 | |
| Aug-10 | 806 | ▲3.9 | 469 | 192 | 128 | 16 | 65 | 196,662 | 3.2 | 107,902 | 49,522 | 33,197 | 5,772 | 16,594 | |
| Sep-10 | 871 | 5.6 | 479 | 192 | 180 | 20 | 12 | 196,627 | ▲2.3 | 108,211 | 43,871 | 37,851 | 6,694 | 6,019 | |
| Oct-10 | 882 | 1.6 | 521 | 186 | 166 | 9 | 20 | 200,770 | ▲4.0 | 119,123 | 41,445 | 38,459 | 1,742 | 2,986 | |
| Nov-10 | 856 | ▲7.0 | 480 | 199 | 149 | 25 | 51 | 211,944 | 4.3 | 111,839 | 51,914 | 39,784 | 7,319 | 12,694 | |
| Dec-10 | 1,014 | ▲2.6 | 625 | 196 | 187 | 6 | 9 | 240,728 | ▲0.8 | 141,387 | 54,835 | 41,737 | 2,770 | 13,098 | |
| Jan-11 | 616 | ▲12.3 | 389 | 128 | 88 | 10 | 40 | 142,439 | ▲13.4 | 86,188 | 31,544 | 18,551 | 5,831 | 12,992 | |
| Feb-11 | 764 | ▲6.5 | 467 | 165 | 119 | 13 | 46 | 179,240 | ▲7.4 | 106,301 | 42,230 | 26,422 | 4,287 | 15,808 | |
| Mar-11 | 1,125 | ▲11.0 | 684 | 221 | 200 | 20 | 21 | 271,216 | ▲5.4 | 159,195 | 51,452 | 46,312 | 14,257 | 5,141 | |
| Apr-11 | 848 | ▲14.2 | 537 | 172 | 126 | 11 | 46 | 233,372 | 7.5 | 122,917 | 59,775 | 47,075 | 3,097 | 12,700 | |
| May-11 | 803 | 3.3 | 499 | 167 | 129 | 8 | 38 | 187,693 | 6.9 | 114,445 | 40,534 | 30,498 | 2,217 | 10,036 | |
| Jun-11 | 981 | 10.8 | 599 | 193 | 180 | 9 | 13 | 234,874 | 11.8 | 143,418 | 46,696 | 41,857 | 2,903 | 4,839 | |
| Jul-11 | 851 | ▲12.1 | 484 | 191 | 162 | 8 | 29 | 197,361 | ▲12.3 | 109,370 | 46,201 | 37,167 | 3,278 | 9,034 | |
| Aug-11 | 811 | 0.6 | 494 | 174 | 126 | 17 | 48 | 186,318 | ▲5.3 | 110,625 | 39,376 | 29,705 | 6,611 | 9,671 | |
| Sep-11 | 842 | ▲3.3 | 531 | 147 | 157 | 7 | ▲10 | 198,558 | 1.0 | 124,596 | 36,501 | 36,247 | 1,213 | 254 | |
| Oct-11 | 854 | ▲3.2 | 477 | 194 | 174 | 7 | 20 | 202,742 | 1.0 | 114,910 | 45,673 | 40,028 | 1,615 | 5,646 | |
| Nov-11 | 847 | ▲1.1 | 497 | 177 | 158 | 14 | 19 | 195,192 | ▲7.9 | 109,234 | 42,308 | 36,327 | 7,141 | 5,981 | |
| Dec-11 | 976 | ▲3.7 | 592 | 206 | 167 | 11 | 39 | 242,099 | 0.6 | 140,059 | 59,949 | 39,008 | 3,082 | 20,940 | |
| Jan-12 | 642 | 4.2 | 426 | 120 | 89 | 6 | 31 | 149,791 | 5.2 | 97,681 | 26,625 | 23,592 | 1,115 | 3,033 | |
| Feb-12 | 729 | ▲4.6 | 436 | 167 | 113 | 12 | 54 | 174,443 | ▲2.7 | 95,992 | 49,370 | 24,867 | 3,840 | 24,503 | |
| Mar-12 | 1,129 | 0.4 | 703 | 215 | 196 | 14 | 19 | 258,510 | ▲4.7 | 160,910 | 47,875 | 45,207 | 4,337 | 2,669 | |
| Apr-12 | 783 | ▲7.7 | 472 | 159 | 133 | 19 | 26 | 181,153 | ▲22.4 | 109,257 | 38,406 | 28,066 | 5,424 | 10,339 | |
| May-12 | 836 | 4.1 | 523 | 185 | 121 | 7 | 64 | 191,532 | 2.0 | 117,855 | 44,486 | 27,404 | 1,788 | 17,082 | |
| Jun-12 | 903 | ▲8.0 | 544 | 187 | 164 | 8 | 23 | 200,153 | ▲14.8 | 116,830 | 44,340 | 36,544 | 2,439 | 7,797 | |
| Jul-12 | 888 | 4.3 | 541 | 180 | 158 | 8 | 22 | 203,569 | 3.1 | 124,416 | 39,226 | 35,957 | 2,912 | 3,269 | |
| Aug-12 | 809 | ▲0.2 | 480 | 172 | 146 | 9 | 26 | 192,044 | 3.1 | 109,891 | 44,940 | 33,156 | 3,467 | 11,784 | |
| Sep-12 | 778 | ▲7.6 | 480 | 152 | 135 | 8 | 18 | 184,718 | ▲7.0 | 107,745 | 40,189 | 31,062 | 4,711 | 9,351 | |
| Oct-12 | 845 | ▲1.1 | 519 | 154 | 159 | 13 | ▲5 | 189,814 | ▲6.4 | 117,689 | 37,053 | 31,873 | 3,200 | 5,180 | |
| Nov-12 | 902 | 6.5 | 576 | 173 | 147 | 6 | 26 | 207,692 | 6.4 | 135,581 | 39,920 | 31,059 | 1,132 | 8,861 | |
| Dec-12 | 982 | 0.6 | 615 | 174 | 180 | 12 | ▲6 | 233,433 | ▲3.6 | 138,139 | 45,672 | 45,101 | 4,230 | 571 | |
| Jan-13 | 644 | 0.3 | 395 | 136 | 107 | 6 | 29 | 147,515 | ▲1.5 | 88,959 | 31,994 | 23,421 | 3,141 | 8,574 | |
| Feb-13 | 713 | ▲2.2 | 439 | 141 | 120 | 12 | 21 | 164,897 | ▲5.5 | 96,823 | 33,938 | 28,121 | 5,259 | 5,817 | |
| Mar-13 | 1,118 | ▲1.0 | 709 | 227 | 170 | 11 | 57 | 271,444 | 5.0 | 160,441 | 69,210 | 36,754 | 4,699 | 32,457 | |
| Apr-13 | 867 | 10.7 | 546 | 167 | 142 | 12 | 25 | 207,648 | 14.6 | 134,128 | 40,515 | 29,079 | 3,926 | 11,436 | |
| May-13 | 837 | 0.1 | 527 | 164 | 136 | 9 | 28 | 195,762 | 2.2 | 118,750 | 42,925 | 30,173 | 3,805 | 12,752 | |
| Jun-13 | 928 | 2.8 | 571 | 164 | 177 | 15 | ▲12 | 224,174 | 12.0 | 124,794 | 42,934 | 49,158 | 6,930 | ▲5,865 | |
| Jul-13 | 932 | 5.0 | 600 | 182 | 137 | 12 | 46 | 221,633 | 8.9 | 134,527 | 50,453 | 32,239 | 4,166 | 18,461 | |
| Aug-13 | 817 | 1.0 | 507 | 186 | 115 | 9 | 71 | 191,473 | ▲0.3 | 120,787 | 41,445 | 26,474 | 2,768 | 14,970 | |
| Sep-13 | 796 | 2.3 | 509 | 156 | 118 | 13 | 38 | 191,343 | 3.6 | 114,418 | 49,073 | 24,666 | 3,186 | 24,407 | |
| Oct-13 | 849 | 0.5 | 554 | 163 | 119 | 13 | 44 | 216,553 | 14.1 | 143,065 | 44,955 | 25,081 | 3,453 | 19,874 | |
| Nov-13 | 888 | ▲1.6 | 571 | 192 | 109 | 16 | 83 | 207,475 | ▲0.1 | 128,747 | 46,230 | 27,237 | 5,261 | 18,994 | |
| Dec-13 | 1,006 | 2.4 | 624 | 201 | 161 | 18 | 41 | 234,615 | 0.5 | 144,524 | 45,466 | 36,667 | 6,652 | 9,812 | |
| Jan-14 | 665 | 3.3 | 417 | 147 | 89 | 12 | 58 | 145,036 | ▲1.7 | 88,060 | 33,715 | 20,014 | 3,247 | 13,701 | |
| Feb-14 | 761 | 6.7 | 478 | 160 | 117 | 3 | 43 | 174,132 | 5.6 | 106,669 | 40,982 | 24,894 | 501 | 16,088 | |
| Mar-14 | 1,264 | 13.1 | 792 | 217 | 235 | 19 | ▲18 | 302,596 | 11.5 | 173,597 | 63,225 | 56,201 | 8,318 | 7,024 | |
| Apr-14 | 780 | ▲10.0 | 475 | 175 | 116 | 13 | 58 | 196,259 | ▲5.5 | 119,533 | 42,457 | 24,159 | 1,847 | 10,036 | |
| May-14 | 743 | ▲11.2 | 474 | 142 | 112 | 14 | 31 | 187,870 | ▲4.0 | 118,624 | 38,631 | 26,294 | 3,759 | 12,899 | |
| Jun-14 | 846 | ▲8.8 | 506 | 178 | 151 | 11 | 27 | 209,025 | ▲6.8 | 126,930 | 41,936 | 35,624 | 4,535 | 6,313 | |
| Jul-14 | 874 | ▲6.2 | 549 | 159 | 150 | 16 | 9 | 212,034 | ▲4.3 | 131,557 | 42,708 | 32,953 | 4,816 | 9,755 | |
| Aug-14 | 781 | ▲4.4 | 489 | 165 | 115 | 12 | 50 | 187,327 | ▲2.2 | 115,013 | 42,390 | 25,721 | 4,203 | 16,669 | |
| Sep-14 | 767 | ▲3.6 | 466 | 164 | 128 | 8 | 35 | 170,855 | ▲10.7 | 104,487 | 35,868 | 28,329 | 1,717 | 7,084 | |
| Oct-14 | 796 | ▲6.2 | 448 | 193 | 141 | 13 | 52 | 192,655 | ▲11.0 | 108,291 | 50,213 | 30,289 | 3,624 | 19,924 | |
| Nov-14 | 822 | ▲7.4 | 487 | 168 | 155 | 11 | 14 | 192,340 | ▲7.3 | 114,210 | 41,854 | 31,698 | 4,464 | 10,270 | |
| Dec-14 | 964 | ▲4.2 | 592 | 200 | 159 | 13 | 41 | 239,239 | 2.0 | 137,949 | 55,532 | 36,516 | 9,242 | 19,015 | |
| Jan-15 | 575 | ▲13.5 | 331 | 137 | 98 | 8 | 39 | 149,332 | 3.0 | 79,699 | 42,396 | 23,472 | 3,523 | 18,924 | |
| Feb-15 | 777 | 2.1 | 477 | 166 | 121 | 13 | 45 | 199,425 | 14.5 | 112,974 | 38,626 | 28,807 | 19,017 | 9,819 | |
| Mar-15 | 1,052 | ▲16.8 | 653 | 214 | 165 | 17 | 49 | 250,390 | ▲17.3 | 156,348 | 53,524 | 30,642 | 5,338 | 22,882 | |

| | Condominiums | | | | | | | | | | | | | | | |
|--------|-------------------------|--|--|--------------------------------|--------------------------------|---|--|------------|--|--|--|--------------------------------|---|---------|--|--|
| | numbers of transactions | change compared to year-earlier month(%) | numbers of transactions by transaction party | | | | | | gross area of transactions (m ²) | change compared to year-earlier month(%) | gross area of transactions by transaction party(m ²) | | | | | trend of transaction of Private corporation (buy-sell) |
| | | | Individual | Individual→Private corporation | Private corporation→Individual | Private corporation→Private corporation | trend of transaction of Private corporation (buy-sell) | Individual | | | Individual→Private corporation | Private corporation→Individual | Private corporation→Private corporation | | | |
| Apr-08 | 662 | | 443 | 127 | 81 | 11 | 46 | 46,370 | | 31,729 | 8,554 | 5,548 | 539 | 3,006 | | |
| May-08 | 579 | | 360 | 101 | 98 | 20 | 3 | 39,658 | | 25,461 | 6,677 | 6,492 | 1,029 | 185 | | |
| Jun-08 | 665 | | 310 | 116 | 235 | 4 | ▲119 | 47,354 | | 21,967 | 7,619 | 17,426 | 341 | ▲9,807 | | |
| Jul-08 | 630 | | 390 | 109 | 120 | 11 | ▲11 | 43,872 | | 26,915 | 7,755 | 8,520 | 682 | ▲765 | | |
| Aug-08 | 567 | | 349 | 94 | 106 | 18 | ▲12 | 39,454 | | 24,881 | 6,107 | 7,561 | 906 | ▲1,454 | | |
| Sep-08 | 528 | | 313 | 90 | 115 | 10 | ▲25 | 35,977 | | 21,842 | 5,995 | 7,608 | 533 | ▲1,613 | | |
| Oct-08 | 620 | | 367 | 104 | 141 | 8 | ▲37 | 43,547 | | 25,826 | 7,218 | 10,001 | 503 | ▲2,783 | | |
| Nov-08 | 537 | | 308 | 102 | 116 | 11 | ▲14 | 37,369 | | 21,559 | 7,132 | 7,996 | 683 | ▲864 | | |
| Dec-08 | 539 | | 337 | 99 | 90 | 13 | 9 | 38,323 | | 24,104 | 6,712 | 6,533 | 975 | 179 | | |
| Jan-09 | 466 | | 268 | 97 | 98 | 3 | ▲1 | 33,094 | | 19,048 | 6,738 | 7,198 | 110 | ▲480 | | |
| Feb-09 | 534 | | 295 | 80 | 147 | 12 | ▲67 | 37,316 | | 20,993 | 5,515 | 10,099 | 709 | ▲4,584 | | |
| Mar-09 | 956 | | 576 | 110 | 260 | 10 | ▲150 | 68,923 | | 41,600 | 7,705 | 19,018 | 601 | ▲11,313 | | |
| Apr-09 | 643 | ▲2.9 | 405 | 81 | 146 | 11 | ▲65 | 44,997 | ▲3.0 | 28,682 | 5,226 | 10,422 | 668 | ▲5,196 | | |
| May-09 | 529 | ▲8.6 | 311 | 86 | 127 | 5 | ▲41 | 36,888 | ▲7.0 | 21,640 | 6,247 | 8,779 | 222 | ▲2,533 | | |
| Jun-09 | 618 | ▲7.1 | 363 | 98 | 149 | 8 | ▲51 | 42,842 | ▲9.5 | 25,466 | 6,794 | 10,171 | 410 | ▲3,377 | | |
| Jul-09 | 663 | 5.2 | 387 | 105 | 162 | 9 | ▲57 | 46,310 | 5.6 | 27,481 | 7,116 | 11,276 | 437 | ▲4,160 | | |
| Aug-09 | 519 | ▲8.5 | 309 | 78 | 127 | 5 | ▲49 | 37,115 | ▲5.9 | 22,067 | 5,446 | 9,024 | 578 | ▲3,578 | | |
| Sep-09 | 534 | 1.1 | 313 | 85 | 128 | 8 | ▲43 | 37,170 | 3.3 | 21,783 | 5,972 | 8,988 | 428 | ▲3,016 | | |
| Oct-09 | 610 | ▲1.6 | 315 | 86 | 200 | 9 | ▲114 | 42,707 | ▲1.9 | 21,070 | 5,882 | 14,985 | 770 | ▲9,103 | | |
| Nov-09 | 631 | 17.5 | 348 | 97 | 176 | 10 | ▲79 | 44,203 | 18.3 | 24,487 | 6,692 | 12,531 | 492 | ▲5,839 | | |
| Dec-09 | 644 | 19.5 | 348 | 127 | 159 | 10 | ▲32 | 44,913 | 17.2 | 24,180 | 8,862 | 11,211 | 661 | ▲2,350 | | |
| Jan-10 | 510 | 9.4 | 299 | 103 | 102 | 6 | 1 | 35,516 | 7.3 | 21,082 | 7,256 | 6,890 | 289 | 366 | | |
| Feb-10 | 553 | 3.6 | 315 | 94 | 131 | 12 | ▲37 | 37,783 | 1.3 | 21,865 | 6,327 | 8,886 | 642 | ▲2,559 | | |
| Mar-10 | 999 | 4.5 | 654 | 132 | 200 | 13 | ▲68 | 70,967 | 3.0 | 47,150 | 9,035 | 13,972 | 811 | ▲4,937 | | |
| Apr-10 | 807 | 25.5 | 480 | 108 | 211 | 8 | ▲103 | 52,983 | 17.7 | 33,596 | 7,416 | 11,639 | 332 | ▲4,224 | | |
| May-10 | 571 | 7.9 | 341 | 82 | 134 | 14 | ▲52 | 38,167 | 3.5 | 23,373 | 5,601 | 8,660 | 533 | ▲3,059 | | |
| Jun-10 | 555 | ▲10.2 | 326 | 87 | 136 | 6 | ▲49 | 37,810 | ▲11.7 | 22,432 | 5,881 | 9,104 | 392 | ▲3,223 | | |
| Jul-10 | 685 | 3.3 | 403 | 135 | 136 | 11 | ▲1 | 47,033 | 1.6 | 27,954 | 9,113 | 9,296 | 670 | ▲182 | | |
| Aug-10 | 552 | 6.4 | 317 | 118 | 103 | 14 | 15 | 38,385 | 3.4 | 22,023 | 8,034 | 7,328 | 1,002 | 706 | | |
| Sep-10 | 563 | 5.4 | 316 | 110 | 118 | 19 | ▲8 | 39,322 | 5.8 | 21,878 | 7,835 | 8,229 | 1,380 | ▲394 | | |
| Oct-10 | 580 | ▲4.9 | 336 | 112 | 121 | 11 | ▲9 | 39,489 | ▲7.5 | 22,874 | 7,684 | 8,304 | 627 | ▲621 | | |
| Nov-10 | 599 | ▲5.1 | 336 | 127 | 126 | 10 | 1 | 41,980 | ▲5.0 | 23,883 | 9,012 | 8,520 | 565 | 492 | | |
| Dec-10 | 655 | 1.7 | 365 | 144 | 136 | 10 | 8 | 44,400 | ▲1.1 | 24,753 | 9,873 | 9,213 | 561 | 660 | | |
| Jan-11 | 514 | 0.8 | 311 | 95 | 102 | 6 | ▲7 | 35,123 | ▲1.1 | 21,085 | 6,541 | 7,147 | 349 | ▲605 | | |
| Feb-11 | 518 | ▲6.3 | 297 | 88 | 122 | 11 | ▲34 | 35,255 | ▲6.7 | 20,109 | 6,096 | 8,261 | 788 | ▲2,165 | | |
| Mar-11 | 936 | ▲6.3 | 605 | 144 | 176 | 11 | ▲32 | 65,888 | ▲7.2 | 42,730 | 9,945 | 12,542 | 671 | ▲2,597 | | |
| Apr-11 | 601 | ▲25.5 | 387 | 84 | 123 | 7 | ▲39 | 42,421 | ▲19.9 | 27,343 | 5,785 | 8,894 | 398 | ▲3,108 | | |
| May-11 | 524 | ▲8.2 | 299 | 113 | 104 | 8 | 9 | 36,839 | ▲3.5 | 20,796 | 8,015 | 7,509 | 519 | 505 | | |
| Jun-11 | 625 | 12.6 | 353 | 112 | 118 | 42 | ▲6 | 40,876 | 8.1 | 23,905 | 7,271 | 8,520 | 1,181 | ▲1,249 | | |
| Jul-11 | 555 | ▲19.0 | 337 | 110 | 100 | 8 | 10 | 38,214 | ▲18.8 | 22,862 | 7,402 | 7,496 | 454 | ▲95 | | |
| Aug-11 | 609 | 10.3 | 325 | 135 | 143 | 6 | ▲8 | 41,001 | 6.8 | 21,938 | 9,025 | 9,556 | 481 | ▲531 | | |
| Sep-11 | 607 | 7.8 | 314 | 125 | 159 | 9 | ▲34 | 41,564 | 5.7 | 22,202 | 8,632 | 10,142 | 588 | ▲1,511 | | |
| Oct-11 | 571 | ▲1.6 | 294 | 123 | 142 | 12 | ▲19 | 38,045 | ▲3.7 | 20,459 | 8,448 | 8,481 | 658 | ▲33 | | |
| Nov-11 | 594 | ▲0.8 | 333 | 117 | 132 | 12 | ▲15 | 39,966 | ▲4.8 | 23,000 | 7,820 | 8,414 | 732 | ▲594 | | |
| Dec-11 | 649 | ▲0.9 | 373 | 108 | 160 | 8 | ▲52 | 44,451 | 0.1 | 26,076 | 7,582 | 10,283 | 511 | ▲2,701 | | |
| Jan-12 | 463 | ▲9.9 | 254 | 86 | 111 | 12 | ▲25 | 31,735 | ▲9.6 | 17,604 | 5,768 | 7,576 | 787 | ▲1,808 | | |
| Feb-12 | 595 | 14.9 | 328 | 117 | 142 | 8 | ▲25 | 40,300 | 14.3 | 22,364 | 7,502 | 9,849 | 586 | ▲2,347 | | |
| Mar-12 | 860 | ▲8.1 | 534 | 123 | 187 | 16 | ▲64 | 59,682 | ▲9.4 | 37,548 | 8,270 | 12,932 | 932 | ▲4,661 | | |
| Apr-12 | 669 | 11.3 | 409 | 121 | 133 | 6 | ▲12 | 46,468 | 9.5 | 29,225 | 8,196 | 8,849 | 197 | ▲653 | | |
| May-12 | 627 | 19.7 | 349 | 106 | 147 | 25 | ▲41 | 40,451 | 9.8 | 24,051 | 6,819 | 8,344 | 1,237 | ▲1,526 | | |
| Jun-12 | 655 | 4.8 | 339 | 153 | 148 | 15 | 5 | 43,222 | 5.7 | 23,351 | 9,771 | 9,207 | 893 | 563 | | |
| Jul-12 | 715 | 28.8 | 420 | 128 | 149 | 18 | ▲21 | 48,749 | 27.6 | 29,398 | 8,582 | 9,872 | 896 | ▲1,290 | | |
| Aug-12 | 628 | 3.1 | 338 | 126 | 144 | 20 | ▲18 | 42,736 | 4.2 | 23,699 | 8,248 | 10,165 | 623 | ▲1,917 | | |
| Sep-12 | 557 | ▲8.2 | 324 | 88 | 131 | 14 | ▲43 | 38,330 | ▲7.8 | 22,898 | 5,563 | 9,110 | 759 | ▲3,547 | | |
| Oct-12 | 587 | 2.8 | 326 | 103 | 139 | 19 | ▲36 | 40,136 | 5.5 | 23,002 | 6,904 | 9,375 | 855 | ▲2,471 | | |
| Nov-12 | 618 | 4.0 | 375 | 91 | 139 | 13 | ▲48 | 41,575 | 4.0 | 25,774 | 5,787 | 9,544 | 470 | ▲3,757 | | |
| Dec-12 | 643 | ▲0.9 | 385 | 99 | 145 | 14 | ▲46 | 44,602 | 0.3 | 27,484 | 6,464 | 9,802 | 853 | ▲3,338 | | |
| Jan-13 | 468 | 1.1 | 244 | 100 | 115 | 9 | ▲15 | 31,775 | 0.1 | 17,216 | 6,539 | 7,584 | 436 | ▲1,045 | | |
| Feb-13 | 611 | 2.7 | 381 | 74 | 134 | 22 | ▲60 | 41,371 | 2.7 | 26,324 | 4,889 | 8,976 | 1,182 | ▲4,087 | | |
| Mar-13 | 964 | 12.1 | 600 | 158 | 193 | 13 | ▲35 | 65,761 | 10.2 | 42,982 | 9,301 | 12,815 | 662 | ▲3,514 | | |
| Apr-13 | 728 | 8.8 | 454 | 131 | 132 | 11 | ▲1 | 49,446 | 6.4 | 31,623 | 8,619 | 8,488 | 716 | 131 | | |
| May-13 | 654 | 4.3 | 398 | 109 | 128 | 19 | ▲19 | 44,227 | 9.3 | 27,314 | 7,161 | 8,553 | 1,198 | ▲1,392 | | |
| Jun-13 | 623 | ▲4.9 | 361 | 94 | 146 | 22 | ▲52 | 41,126 | ▲4.8 | 25,099 | 5,778 | 8,954 | 1,295 | ▲3,176 | | |
| Jul-13 | 782 | 9.4 | 479 | 130 | 153 | 20 | ▲23 | 53,027 | 8.8 | 33,843 | 8,422 | 9,881 | 880 | ▲1,458 | | |
| Aug-13 | 591 | ▲5.9 | 347 | 112 | 117 | 15 | ▲5 | 39,632 | ▲7.3 | 24,579 | 7,222 | 7,186 | 645 | 35 | | |
| Sep-13 | 651 | 16.9 | 392 | 88 | 154 | 17 | ▲66 | 43,366 | 13.1 | 26,955 | 5,660 | 9,940 | 811 | ▲4,281 | | |
| Oct-13 | 647 | 10.2 | 383 | 129 | 120 | 15 | 9 | 43,003 | 7.1 | 26,347 | 8,784 | 7,361 | 511 | 1,424 | | |
| Nov-13 | 723 | 17.0 | 404 | 121 | 178 | 20 | ▲57 | 47,389 | 14.0 | 28,203 | 8,502 | 9,552 | 1,133 | ▲1,050 | | |
| Dec-13 | 673 | 4.7 | 399 | 125 | 131 | 18 | ▲6 | 45,752 | 2.6 | 28,220 | 8,187 | 8,574 | 771 | ▲387 | | |
| Jan-14 | 550 | 17.5 | 317 | 101 | 121 | 11 | ▲20 | 36,738 | 15.6 | 22,197 | 6,529 | 7,527 | 485 | ▲998 | | |
| Feb-14 | 639 | 4.6 | 393 | 108 | 124 | 14 | ▲16 | 44,233 | 6.9 | 27,816 | 7,088 | 8,623 | 705 | ▲1,535 | | |
| Mar-14 | 1,070 | 11.0 | 679 | 126 | 251 | 14 | ▲125 | 73,674 | 12.0 | 48,611 | 8,613 | 15,689 | 761 | ▲7,075 | | |
| Apr-14 | 605 | ▲16.9 | 377 | 121 | 91 | 16 | 30 | 40,754 | ▲17.6 | 26,367 | 7,001 | 5,810 | 775 | 1,991 | | |
| May-14 | 549 | ▲16.1 | 334 | 108 | 92 | 15 | 16 | 37,018 | ▲16.3 | 23,351 | 6,863 | 6,014 | 791 | 849 | | |
| Jun-14 | 607 | ▲2.6 | 348 | 126 | 116 | 17 | 10 | 40,865 | ▲0.6 | 24,474 | 8,249 | 7,309 | 833 | 940 | | |
| Jul-14 | 693 | ▲11.4 | 404 | 125 | 153 | 11 | ▲28 | 48,195 | ▲9.1 | 28,749 | 8,742 | 10,046 | 659 | ▲1,304 | | |
| Aug-14 | 591 | 0.0 | 328 | 121 | 127 | 15 | ▲6 | 39,326 | ▲0.8 | 22,686 | 7,990 | 7,875 | 775 | 115 | | |
| Sep-14 | 585 | ▲10.1 | 310 | 132 | 132 | 11 | 0 | 39,274 | ▲9.4 | 21,743 | 8,809 | 8,069 | 653 | 740 | | |
| Oct-14 | 660 | 2.0 | 358 | 126 | 157 | 19 | ▲31 | 44,451 | 3.4 | 25,028 | 8,514 | 9,758 | 1,150 | ▲1,244 | | |
| Nov-14 | 575 | ▲20.5 | 324 | 120 | 121 | 10 | ▲1 | 38,579 | ▲18.6 | 22,498 | 7,791 | 7,777 | 514 | 14 | | |
| Dec-14 | 649 | ▲3.6 | 367 | 131 | 138 | 13 | ▲7 | 44,983 | ▲1.7 | 26,307 | 8,802 | 9,077 | 797 | ▲275 | | |
| Jan-15 | 534 | ▲2.9 | 293 | 118 | 112 | 11 | 6 | 35,952 | ▲2.1 | 20,674 | 7,946 | 6,610 | 722 | 1,336 | | |
| Feb-15 | 575 | ▲10.0 | 310 | 119 | 127 | 19 | ▲8 | 38,857 | ▲12.2 | 21,261 | 8,379 | 8,479 | 739 | ▲100 | | |
| Mar-15 | 959 | ▲10.4 | 557 | 182 | 198 | 22 | ▲16 | 67,849 | ▲7.9 | 40,524 | 12,148 | 13,757 | 1,420 | ▲1,609 | | |

3-3 Kyoto-Osaka-Kobe

| | Detached House | | | | | | | | | | | | | | | |
|--------|-------------------------|--|--|---------------------------------|----------------------------------|---|------------|--|--------------------------------|--|--|----------------------------------|---|----------|--|--|
| | numbers of transactions | change compared to year-earlier month(%) | numbers of transactions by transaction party | | | | | trend of transaction of Private corporation (buy-sell) | gross area of transactions (㎡) | change compared to year-earlier month(%) | gross area of transactions by transaction party(㎡) | | | | | trend of transaction of Private corporation (buy-sell) |
| | | | Individual→ Individual | Individual→ Private corporation | Private corporation → Individual | Private corporation → Private corporation | Individual | | | | Individual | Private corporation → Individual | Private corporation → Private corporation | | | |
| Apr-08 | 2,372 | | 1,405 | 501 | 413 | 51 | 89 | 330,688 | | 191,909 | 70,400 | 53,413 | 14,709 | 17,031 | | |
| May-08 | 2,296 | | 1,357 | 495 | 404 | 38 | 91 | 318,857 | | 179,390 | 72,747 | 59,958 | 7,572 | 12,788 | | |
| Jun-08 | 2,268 | | 1,390 | 413 | 405 | 59 | 8 | 326,232 | | 194,001 | 66,836 | 55,291 | 9,884 | 11,545 | | |
| Jul-08 | 2,452 | | 1,476 | 494 | 438 | 50 | 46 | 348,611 | | 209,833 | 75,171 | 52,510 | 10,166 | 22,661 | | |
| Aug-08 | 2,179 | | 1,359 | 428 | 345 | 42 | 84 | 302,710 | | 184,109 | 63,932 | 43,048 | 7,827 | 22,609 | | |
| Sep-08 | 2,124 | | 1,283 | 439 | 360 | 39 | 80 | 304,066 | | 179,620 | 62,183 | 47,924 | 14,040 | 14,296 | | |
| Oct-08 | 2,278 | | 1,440 | 404 | 406 | 26 | ▲ 2 | 323,323 | | 209,381 | 58,191 | 50,818 | 4,420 | 7,373 | | |
| Nov-08 | 2,082 | | 1,268 | 433 | 357 | 23 | 76 | 282,711 | | 174,724 | 60,480 | 44,372 | 3,057 | 16,108 | | |
| Dec-08 | 2,290 | | 1,400 | 445 | 406 | 39 | 39 | 325,367 | | 195,002 | 63,727 | 57,268 | 9,370 | 6,459 | | |
| Jan-09 | 1,703 | | 1,001 | 387 | 290 | 22 | 97 | 253,604 | | 141,414 | 51,963 | 47,089 | 12,681 | 4,874 | | |
| Feb-09 | 1,824 | | 1,050 | 369 | 367 | 35 | 4 | 257,028 | | 141,189 | 52,891 | 53,355 | 8,692 | 392 | | |
| Mar-09 | 2,960 | | 1,913 | 438 | 568 | 37 | ▲ 130 | 405,816 | | 260,719 | 62,006 | 73,217 | 8,810 | ▲ 11,262 | | |
| Apr-09 | 2,400 | 1.2 | 1,481 | 421 | 464 | 34 | ▲ 43 | 333,856 | 1.0 | 202,206 | 58,262 | 66,157 | 7,232 | ▲ 7,895 | | |
| May-09 | 2,066 | ▲ 10.0 | 1,259 | 371 | 412 | 24 | ▲ 41 | 291,530 | ▲ 8.9 | 168,302 | 55,202 | 52,060 | 15,967 | 3,142 | | |
| Jun-09 | 2,454 | 8.2 | 1,490 | 460 | 458 | 46 | 2 | 357,367 | 9.5 | 207,447 | 63,277 | 63,266 | 23,377 | 10 | | |
| Jul-09 | 2,545 | 3.8 | 1,592 | 492 | 422 | 37 | 71 | 341,010 | ▲ 2.2 | 213,595 | 68,915 | 49,517 | 8,718 | 19,462 | | |
| Aug-09 | 2,083 | ▲ 4.4 | 1,295 | 409 | 345 | 33 | 64 | 282,872 | ▲ 6.6 | 175,432 | 58,409 | 43,010 | 5,969 | 15,399 | | |
| Sep-09 | 2,236 | 5.3 | 1,320 | 494 | 371 | 48 | 124 | 343,544 | 13.0 | 200,858 | 68,836 | 49,190 | 24,195 | 19,757 | | |
| Oct-09 | 2,166 | ▲ 4.9 | 1,243 | 482 | 412 | 29 | 70 | 315,327 | ▲ 2.5 | 170,662 | 76,748 | 58,333 | 9,584 | 18,415 | | |
| Nov-09 | 2,271 | 9.1 | 1,381 | 450 | 407 | 32 | 43 | 342,520 | 21.2 | 203,098 | 70,210 | 56,139 | 9,204 | 14,071 | | |
| Dec-09 | 2,481 | 8.3 | 1,472 | 526 | 430 | 51 | 97 | 363,504 | 11.7 | 203,500 | 82,054 | 62,527 | 14,001 | 20,754 | | |
| Jan-10 | 1,711 | 0.5 | 1,023 | 383 | 274 | 30 | 109 | 240,239 | ▲ 5.3 | 145,548 | 52,242 | 33,090 | 9,146 | 19,153 | | |
| Feb-10 | 2,038 | 11.7 | 1,208 | 434 | 360 | 36 | 74 | 276,862 | 7.7 | 160,214 | 59,030 | 46,424 | 11,194 | 12,606 | | |
| Mar-10 | 2,917 | ▲ 1.5 | 1,793 | 593 | 480 | 50 | 114 | 418,371 | 3.1 | 246,068 | 91,843 | 64,579 | 14,944 | 28,201 | | |
| Apr-10 | 2,304 | ▲ 4.0 | 1,426 | 455 | 383 | 37 | 72 | 326,886 | ▲ 2.1 | 195,010 | 65,882 | 53,133 | 8,350 | 12,749 | | |
| May-10 | 2,095 | 1.4 | 1,274 | 449 | 340 | 32 | 109 | 313,169 | 7.4 | 177,317 | 80,777 | 49,458 | 5,617 | 31,319 | | |
| Jun-10 | 2,352 | ▲ 4.2 | 1,342 | 515 | 444 | 50 | 71 | 347,209 | ▲ 2.8 | 201,197 | 78,407 | 55,250 | 12,291 | 23,157 | | |
| Jul-10 | 2,359 | ▲ 7.3 | 1,397 | 551 | 362 | 46 | 189 | 334,785 | ▲ 1.8 | 193,838 | 76,757 | 50,742 | 12,686 | 26,015 | | |
| Aug-10 | 2,050 | ▲ 1.6 | 1,136 | 516 | 354 | 43 | 162 | 289,000 | 2.2 | 158,528 | 74,243 | 45,391 | 10,712 | 28,853 | | |
| Sep-10 | 2,254 | 0.8 | 1,301 | 527 | 373 | 52 | 155 | 331,224 | ▲ 3.6 | 189,187 | 81,240 | 47,731 | 12,985 | 33,591 | | |
| Oct-10 | 2,159 | ▲ 0.3 | 1,246 | 505 | 356 | 49 | 152 | 301,229 | ▲ 4.5 | 173,427 | 69,660 | 45,057 | 12,849 | 24,839 | | |
| Nov-10 | 2,261 | ▲ 0.4 | 1,280 | 512 | 404 | 62 | 109 | 332,490 | ▲ 2.9 | 175,971 | 72,318 | 61,018 | 22,657 | 11,735 | | |
| Dec-10 | 2,478 | ▲ 0.1 | 1,527 | 511 | 398 | 41 | 113 | 368,702 | 1.4 | 218,044 | 74,895 | 53,862 | 21,849 | 21,033 | | |
| Jan-11 | 1,630 | ▲ 4.7 | 913 | 434 | 251 | 27 | 184 | 233,745 | ▲ 2.7 | 129,307 | 61,586 | 33,992 | 7,863 | 28,046 | | |
| Feb-11 | 1,829 | ▲ 10.3 | 998 | 450 | 340 | 37 | 112 | 263,580 | ▲ 4.8 | 135,781 | 68,260 | 48,020 | 10,723 | 20,503 | | |
| Mar-11 | 3,134 | 7.4 | 1,878 | 702 | 499 | 53 | 204 | 449,616 | 7.5 | 264,761 | 96,324 | 71,811 | 16,515 | 24,670 | | |
| Apr-11 | 2,233 | ▲ 3.1 | 1,288 | 505 | 393 | 46 | 113 | 327,524 | 0.2 | 180,358 | 77,368 | 48,969 | 18,051 | 31,177 | | |
| May-11 | 2,171 | 3.6 | 1,257 | 518 | 350 | 46 | 168 | 306,208 | ▲ 2.2 | 175,710 | 68,060 | 46,498 | 15,940 | 21,562 | | |
| Jun-11 | 2,368 | 0.7 | 1,352 | 541 | 425 | 47 | 117 | 341,375 | ▲ 1.7 | 195,484 | 79,313 | 55,266 | 10,174 | 24,297 | | |
| Jul-11 | 2,195 | ▲ 7.0 | 1,236 | 567 | 354 | 36 | 213 | 336,044 | 0.4 | 175,207 | 102,791 | 50,462 | 7,112 | 52,329 | | |
| Aug-11 | 2,030 | ▲ 1.0 | 1,171 | 489 | 336 | 34 | 153 | 273,693 | ▲ 5.3 | 156,673 | 68,253 | 42,136 | 6,631 | 26,117 | | |
| Sep-11 | 2,218 | ▲ 1.6 | 1,187 | 587 | 406 | 36 | 181 | 316,623 | ▲ 4.4 | 170,569 | 85,904 | 52,973 | 6,419 | 32,931 | | |
| Oct-11 | 2,026 | ▲ 6.2 | 1,126 | 517 | 351 | 32 | 166 | 291,013 | ▲ 3.4 | 159,673 | 76,741 | 47,109 | 7,490 | 29,632 | | |
| Nov-11 | 2,237 | ▲ 1.1 | 1,268 | 544 | 388 | 37 | 156 | 319,202 | ▲ 4.0 | 179,885 | 75,532 | 49,697 | 14,088 | 25,835 | | |
| Dec-11 | 2,484 | 0.2 | 1,339 | 618 | 464 | 63 | 154 | 361,632 | ▲ 1.9 | 193,354 | 93,018 | 59,514 | 15,746 | 33,504 | | |
| Jan-12 | 1,691 | 3.7 | 962 | 446 | 259 | 23 | 187 | 244,994 | 4.8 | 140,250 | 64,172 | 34,472 | 5,776 | 29,699 | | |
| Feb-12 | 1,956 | 6.9 | 1,061 | 479 | 381 | 35 | 98 | 273,345 | 3.7 | 141,296 | 77,953 | 45,954 | 8,141 | 31,999 | | |
| Mar-12 | 2,974 | ▲ 5.1 | 1,735 | 664 | 516 | 57 | 148 | 423,970 | ▲ 5.7 | 239,920 | 100,530 | 66,080 | 16,396 | 34,450 | | |
| Apr-12 | 2,162 | ▲ 3.2 | 1,214 | 515 | 394 | 38 | 121 | 291,211 | ▲ 11.1 | 158,171 | 73,236 | 52,294 | 7,096 | 20,943 | | |
| May-12 | 2,184 | 0.6 | 1,247 | 529 | 373 | 35 | 156 | 291,686 | ▲ 4.7 | 164,779 | 72,763 | 46,564 | 7,580 | 26,199 | | |
| Jun-12 | 2,283 | ▲ 3.6 | 1,214 | 591 | 419 | 59 | 172 | 336,619 | ▲ 1.4 | 174,488 | 91,617 | 52,949 | 17,565 | 38,668 | | |
| Jul-12 | 2,260 | 3.0 | 1,327 | 534 | 356 | 43 | 178 | 329,260 | ▲ 2.0 | 175,875 | 93,979 | 47,308 | 12,097 | 46,671 | | |
| Aug-12 | 2,112 | 4.0 | 1,148 | 556 | 378 | 28 | 179 | 313,001 | 14.4 | 157,632 | 88,652 | 51,046 | 14,903 | 38,156 | | |
| Sep-12 | 2,183 | ▲ 1.6 | 1,148 | 563 | 408 | 62 | 155 | 324,991 | 2.6 | 164,629 | 95,951 | 50,622 | 13,706 | 45,329 | | |
| Oct-12 | 2,260 | 11.5 | 1,226 | 566 | 421 | 46 | 145 | 329,900 | 13.4 | 178,879 | 80,959 | 53,112 | 16,647 | 27,847 | | |
| Nov-12 | 2,285 | 2.1 | 1,284 | 538 | 420 | 41 | 119 | 322,434 | 1.0 | 183,785 | 75,488 | 53,505 | 9,125 | 22,209 | | |
| Dec-12 | 2,366 | ▲ 4.8 | 1,326 | 557 | 441 | 39 | 118 | 350,344 | ▲ 3.1 | 187,308 | 85,414 | 56,632 | 8,360 | 41,246 | | |
| Jan-13 | 1,665 | ▲ 1.5 | 902 | 460 | 263 | 39 | 197 | 249,997 | 2.0 | 129,355 | 78,784 | 32,369 | 9,248 | 46,415 | | |
| Feb-13 | 1,945 | ▲ 0.6 | 1,110 | 471 | 333 | 28 | 138 | 272,412 | ▲ 0.3 | 148,720 | 76,672 | 41,403 | 5,343 | 35,269 | | |
| Mar-13 | 3,079 | 3.5 | 1,740 | 694 | 586 | 54 | 111 | 447,814 | 5.6 | 248,784 | 104,694 | 77,523 | 15,629 | 28,255 | | |
| Apr-13 | 2,294 | 6.1 | 1,320 | 541 | 392 | 41 | 149 | 328,330 | 12.7 | 179,809 | 85,189 | 49,540 | 13,792 | 35,650 | | |
| May-13 | 2,254 | 3.2 | 1,273 | 543 | 400 | 37 | 143 | 318,207 | 9.1 | 170,880 | 80,080 | 59,914 | 7,189 | 20,167 | | |
| Jun-13 | 2,352 | 3.0 | 1,273 | 619 | 404 | 56 | 215 | 324,687 | ▲ 3.5 | 177,236 | 86,131 | 52,059 | 9,262 | 34,072 | | |
| Jul-13 | 2,280 | 0.9 | 1,303 | 542 | 390 | 44 | 152 | 329,778 | 0.2 | 181,723 | 83,091 | 50,818 | 14,075 | 32,273 | | |
| Aug-13 | 2,158 | 2.2 | 1,187 | 572 | 349 | 48 | 225 | 313,397 | 0.1 | 172,349 | 83,836 | 43,379 | 13,175 | 41,114 | | |
| Sep-13 | 2,173 | ▲ 0.5 | 1,158 | 625 | 349 | 40 | 276 | 329,525 | 1.4 | 172,037 | 94,289 | 52,387 | 10,640 | 41,902 | | |
| Oct-13 | 2,287 | 1.2 | 1,208 | 661 | 360 | 55 | 302 | 321,170 | ▲ 2.6 | 168,961 | 92,902 | 50,048 | 8,826 | 43,053 | | |
| Nov-13 | 2,299 | 0.6 | 1,289 | 614 | 342 | 52 | 272 | 341,206 | 5.8 | 182,585 | 89,914 | 47,565 | 20,900 | 42,349 | | |
| Dec-13 | 2,473 | 4.5 | 1,321 | 668 | 419 | 64 | 248 | 357,277 | 2.0 | 184,718 | 101,867 | 59,303 | 11,329 | 42,505 | | |
| Jan-14 | 1,756 | 5.5 | 995 | 477 | 251 | 32 | 226 | 264,615 | 5.8 | 147,048 | 71,156 | 34,829 | 11,285 | 36,327 | | |
| Feb-14 | 2,125 | 9.3 | 1,159 | 565 | 368 | 32 | 197 | 295,521 | 8.5 | 159,257 | 81,079 | 45,855 | 9,175 | 35,224 | | |
| Mar-14 | 3,383 | 9.9 | 1,984 | 789 | 557 | 51 | 232 | 499,190 | 11.5 | 288,486 | 119,583 | 78,377 | 12,448 | 41,420 | | |
| Apr-14 | 2,063 | ▲ 10.1 | 1,147 | 522 | 329 | 62 | 193 | 302,761 | ▲ 7.8 | 167,406 | 77,166 | 42,923 | 14,467 | 34,243 | | |
| May-14 | 2,094 | ▲ 7.1 | 1,115 | 590 | 344 | 45 | 246 | 293,279 | ▲ 7.8 | 159,043 | 79,936 | 43,979 | 10,322 | 35,957 | | |
| Jun-14 | 2,294 | ▲ 2.5 | 1,239 | 596 | 404 | 55 | 192 | 326,553 | 0.6 | 175,093 | 88,556 | 51,380 | 11,524 | 37,177 | | |
| Jul-14 | 2,248 | ▲ 1.4 | 1,202 | 627 | 374 | 44 | 253 | 334,895 | 1.6 | 171,628 | 92,308 | 48,572 | 21,795 | 43,736 | | |
| Aug-14 | 1,906 | ▲ 11.7 | 985 | 543 | 331 | 46 | 213 | 274,370 | ▲ 12.5 | 138,386 | 77,179 | 46,491 | 12,052 | 30,949 | | |
| Sep-14 | 2,103 | ▲ 3.2 | 1,066 | 580 | 387 | 70 | 193 | 316,950 | ▲ 3.8 | 153,447 | 96,083 | 52,305 | 15,115 | 43,778 | | |
| Oct-14 | 2,175 | ▲ 4.9 | 1,121 | 604 | 387 | 61 | 217 | 311,231 | ▲ 3.1 | 156,264 | 89,947 | 51,761 | 12,942 | 38,186 | | |
| Nov-14 | 2,050 | ▲ 10.8 | 1,121 | 552 | 340 | 36 | 212 | 290,473 | ▲ 14.9 | 149,370 | 87,813 | 43,923 | 9,149 | 43,891 | | |
| Dec-14 | 2,564 | 3.7 | 1,346 | 742 | 416 | 60 | 326 | 400,997 | 12.2 | 203,382 | 123,491 | 59,274 | | | | |

3-3 Kyoto-Osaka-Kobe

| | Condominiums | | | | | | | | | | | | | | |
|--------|-------------------------|--|--|--------------------------------|--------------------------------|---|--|--------------------------------|--|--|--------------------------------|--------------------------------|---|----------|--|
| | numbers of transactions | change compared to year-earlier month(%) | numbers of transactions by transaction party | | | | | gross area of transactions (㎡) | change compared to year-earlier month(%) | gross area of transactions by transaction party(㎡) | | | | | trend of transaction of Private corporation (buy-sell) |
| | | | Individual→Individual | Individual→Private corporation | Private corporation→Individual | Private corporation→Private corporation | trend of transaction of Private corporation (buy-sell) | | | Individual→Individual | Individual→Private corporation | Private corporation→Individual | Private corporation→Private corporation | | |
| Apr-08 | 2,495 | | 1,597 | 337 | 518 | 43 | ▲ 181 | 156,319 | | 105,041 | 19,669 | 29,153 | 2,456 | ▲ 9,484 | |
| May-08 | 2,259 | | 1,404 | 338 | 474 | 43 | ▲ 136 | 140,622 | | 91,635 | 20,336 | 25,901 | 2,750 | ▲ 5,564 | |
| Jun-08 | 2,332 | | 1,405 | 311 | 567 | 48 | ▲ 256 | 144,878 | | 91,502 | 18,337 | 31,675 | 3,291 | ▲ 13,337 | |
| Jul-08 | 2,509 | | 1,527 | 344 | 579 | 59 | ▲ 235 | 158,417 | | 99,932 | 20,983 | 33,934 | 3,569 | ▲ 12,951 | |
| Aug-08 | 2,257 | | 1,259 | 300 | 585 | 61 | ▲ 285 | 141,201 | | 83,465 | 18,137 | 32,776 | 3,625 | ▲ 14,639 | |
| Sep-08 | 2,174 | | 1,234 | 314 | 589 | 37 | ▲ 275 | 136,896 | | 81,614 | 18,653 | 34,343 | 2,286 | ▲ 15,690 | |
| Oct-08 | 2,375 | | 1,350 | 348 | 616 | 60 | ▲ 268 | 149,861 | | 88,021 | 20,930 | 37,429 | 3,405 | ▲ 16,499 | |
| Nov-08 | 2,157 | | 1,290 | 317 | 515 | 34 | ▲ 198 | 137,860 | | 84,599 | 19,373 | 31,923 | 1,890 | ▲ 12,551 | |
| Dec-08 | 2,505 | | 1,352 | 438 | 631 | 84 | ▲ 193 | 156,986 | | 88,270 | 25,611 | 37,994 | 5,111 | ▲ 12,383 | |
| Jan-09 | 1,951 | | 982 | 323 | 589 | 55 | ▲ 284 | 126,274 | | 65,572 | 19,564 | 37,522 | 3,468 | ▲ 17,808 | |
| Feb-09 | 2,171 | | 1,211 | 297 | 608 | 54 | ▲ 311 | 137,908 | | 79,532 | 17,265 | 37,503 | 3,516 | ▲ 20,238 | |
| Mar-09 | 3,472 | | 2,115 | 358 | 927 | 72 | ▲ 569 | 228,209 | | 143,649 | 22,158 | 57,950 | 4,452 | ▲ 35,792 | |
| Apr-09 | 2,619 | 5.0 | 1,461 | 333 | 781 | 44 | ▲ 448 | 166,692 | 6.6 | 96,018 | 19,585 | 48,404 | 2,685 | ▲ 28,819 | |
| May-09 | 2,173 | ▲ 3.8 | 1,257 | 243 | 639 | 34 | ▲ 396 | 136,825 | ▲ 2.7 | 81,838 | 14,634 | 38,538 | 1,816 | ▲ 23,904 | |
| Jun-09 | 2,631 | 12.8 | 1,438 | 352 | 779 | 62 | ▲ 427 | 164,148 | 13.3 | 94,049 | 20,249 | 46,870 | 2,979 | ▲ 26,621 | |
| Jul-09 | 2,787 | 11.1 | 1,494 | 385 | 829 | 78 | ▲ 443 | 174,946 | 10.4 | 98,390 | 21,789 | 50,658 | 4,061 | ▲ 28,820 | |
| Aug-09 | 2,334 | 3.4 | 1,236 | 308 | 685 | 105 | ▲ 377 | 145,192 | 2.8 | 80,358 | 18,680 | 40,163 | 5,992 | ▲ 21,484 | |
| Sep-09 | 2,801 | 28.8 | 1,329 | 709 | 687 | 75 | 23 | 173,844 | 27.0 | 88,095 | 41,026 | 40,616 | 4,029 | 488 | |
| Oct-09 | 2,500 | 5.3 | 1,416 | 345 | 899 | 40 | ▲ 354 | 155,265 | 3.6 | 91,533 | 21,146 | 40,635 | 1,951 | ▲ 19,489 | |
| Nov-09 | 2,622 | 21.6 | 1,431 | 308 | 835 | 47 | ▲ 527 | 167,933 | 21.8 | 94,701 | 19,263 | 51,432 | 2,471 | ▲ 32,169 | |
| Dec-09 | 2,630 | 5.0 | 1,407 | 343 | 816 | 63 | ▲ 472 | 164,728 | 4.9 | 92,479 | 19,973 | 48,518 | 3,693 | ▲ 28,481 | |
| Jan-10 | 1,941 | ▲ 0.5 | 1,092 | 300 | 500 | 49 | ▲ 200 | 121,969 | ▲ 3.4 | 70,846 | 18,017 | 30,358 | 2,748 | ▲ 12,340 | |
| Feb-10 | 2,299 | 5.9 | 1,215 | 325 | 703 | 56 | ▲ 378 | 141,774 | 2.8 | 79,444 | 19,082 | 40,515 | 2,732 | ▲ 21,433 | |
| Mar-10 | 3,632 | 4.6 | 2,146 | 423 | 935 | 66 | ▲ 512 | 231,654 | 1.5 | 143,831 | 25,000 | 55,632 | 3,643 | ▲ 30,632 | |
| Apr-10 | 2,722 | 3.9 | 1,579 | 384 | 702 | 57 | ▲ 318 | 169,339 | 1.6 | 102,656 | 22,940 | 40,729 | 3,014 | ▲ 17,789 | |
| May-10 | 2,247 | 3.4 | 1,297 | 289 | 629 | 32 | ▲ 340 | 139,742 | 2.1 | 84,089 | 17,455 | 36,440 | 1,758 | ▲ 18,986 | |
| Jun-10 | 2,732 | 3.8 | 1,390 | 362 | 913 | 67 | ▲ 551 | 169,805 | 3.4 | 91,058 | 21,184 | 53,591 | 3,972 | ▲ 32,408 | |
| Jul-10 | 2,626 | ▲ 5.8 | 1,527 | 369 | 690 | 39 | ▲ 321 | 163,806 | ▲ 6.4 | 99,474 | 21,888 | 40,178 | 2,221 | ▲ 18,290 | |
| Aug-10 | 2,305 | ▲ 1.2 | 1,241 | 365 | 652 | 47 | ▲ 287 | 143,460 | ▲ 1.2 | 82,212 | 21,075 | 37,398 | 2,776 | ▲ 16,323 | |
| Sep-10 | 2,643 | ▲ 5.6 | 1,332 | 382 | 835 | 94 | ▲ 453 | 160,548 | ▲ 7.6 | 86,455 | 22,546 | 46,394 | 5,153 | ▲ 23,848 | |
| Oct-10 | 2,403 | ▲ 3.9 | 1,282 | 408 | 661 | 51 | ▲ 252 | 145,081 | ▲ 6.6 | 82,805 | 24,292 | 34,502 | 3,420 | ▲ 10,147 | |
| Nov-10 | 2,516 | ▲ 4.0 | 1,356 | 431 | 673 | 56 | ▲ 242 | 152,988 | ▲ 8.9 | 87,582 | 25,283 | 36,840 | 3,282 | ▲ 11,557 | |
| Dec-10 | 2,693 | 2.4 | 1,400 | 409 | 819 | 65 | ▲ 410 | 165,099 | 0.2 | 90,097 | 23,935 | 47,566 | 3,501 | ▲ 23,631 | |
| Jan-11 | 1,892 | ▲ 2.5 | 1,018 | 326 | 503 | 45 | ▲ 177 | 115,332 | ▲ 5.4 | 64,971 | 19,356 | 28,684 | 2,321 | ▲ 9,327 | |
| Feb-11 | 2,447 | 6.4 | 1,253 | 384 | 751 | 59 | ▲ 367 | 150,783 | 6.4 | 79,816 | 22,677 | 44,730 | 3,560 | ▲ 22,053 | |
| Mar-11 | 3,739 | 2.9 | 2,197 | 560 | 926 | 56 | ▲ 366 | 237,241 | 2.4 | 146,448 | 33,912 | 53,423 | 3,458 | ▲ 19,510 | |
| Apr-11 | 2,440 | ▲ 10.4 | 1,387 | 424 | 590 | 39 | ▲ 166 | 147,923 | ▲ 12.6 | 89,518 | 24,484 | 31,730 | 2,191 | ▲ 7,247 | |
| May-11 | 2,253 | 0.3 | 1,293 | 398 | 517 | 45 | ▲ 119 | 137,633 | ▲ 1.5 | 83,194 | 23,802 | 27,987 | 2,650 | ▲ 4,185 | |
| Jun-11 | 2,664 | ▲ 2.5 | 1,457 | 490 | 664 | 53 | ▲ 174 | 161,344 | ▲ 5.0 | 92,500 | 29,286 | 36,417 | 3,140 | ▲ 7,131 | |
| Jul-11 | 2,400 | ▲ 8.6 | 1,317 | 424 | 609 | 50 | ▲ 185 | 146,125 | ▲ 10.8 | 85,318 | 24,788 | 33,384 | 2,635 | ▲ 8,597 | |
| Aug-11 | 2,467 | 7.0 | 1,237 | 452 | 594 | 184 | ▲ 142 | 145,975 | 1.8 | 80,258 | 26,673 | 33,511 | 5,533 | ▲ 6,838 | |
| Sep-11 | 2,448 | ▲ 7.4 | 1,277 | 452 | 664 | 55 | ▲ 212 | 149,846 | ▲ 6.7 | 83,513 | 27,048 | 36,315 | 2,971 | ▲ 9,267 | |
| Oct-11 | 2,407 | 0.2 | 1,239 | 456 | 655 | 57 | ▲ 199 | 143,072 | ▲ 1.4 | 78,980 | 25,906 | 35,459 | 2,727 | ▲ 9,553 | |
| Nov-11 | 2,384 | ▲ 5.2 | 1,279 | 415 | 630 | 60 | ▲ 215 | 143,923 | ▲ 5.9 | 82,841 | 24,298 | 33,458 | 3,326 | ▲ 9,160 | |
| Dec-11 | 2,636 | ▲ 2.1 | 1,323 | 501 | 715 | 97 | ▲ 214 | 157,386 | ▲ 4.7 | 86,006 | 28,990 | 37,630 | 4,760 | ▲ 8,641 | |
| Jan-12 | 1,866 | ▲ 1.4 | 1,020 | 358 | 446 | 42 | ▲ 88 | 113,381 | ▲ 1.7 | 66,069 | 20,639 | 24,508 | 2,164 | ▲ 3,869 | |
| Feb-12 | 2,343 | ▲ 4.3 | 1,232 | 389 | 666 | 56 | ▲ 277 | 143,244 | ▲ 5.0 | 80,390 | 21,514 | 38,460 | 2,879 | ▲ 16,947 | |
| Mar-12 | 3,546 | ▲ 5.2 | 2,018 | 544 | 872 | 112 | ▲ 328 | 226,309 | ▲ 4.6 | 135,802 | 32,210 | 51,895 | 6,402 | ▲ 19,685 | |
| Apr-12 | 2,593 | 6.3 | 1,528 | 447 | 564 | 54 | ▲ 117 | 159,826 | 8.0 | 99,597 | 25,481 | 31,990 | 2,758 | ▲ 6,508 | |
| May-12 | 2,411 | 7.0 | 1,306 | 483 | 566 | 56 | ▲ 83 | 147,196 | 6.9 | 84,890 | 27,150 | 32,120 | 3,235 | ▲ 4,971 | |
| Jun-12 | 2,533 | ▲ 4.9 | 1,349 | 510 | 609 | 65 | ▲ 99 | 154,331 | ▲ 4.3 | 87,287 | 28,880 | 34,491 | 3,673 | ▲ 5,612 | |
| Jul-12 | 2,470 | 2.9 | 1,378 | 468 | 559 | 65 | ▲ 91 | 151,310 | 3.5 | 90,510 | 27,003 | 30,595 | 3,202 | ▲ 3,591 | |
| Aug-12 | 2,411 | ▲ 2.3 | 1,222 | 494 | 644 | 51 | ▲ 150 | 145,072 | ▲ 0.6 | 81,251 | 27,750 | 33,842 | 2,228 | ▲ 6,092 | |
| Sep-12 | 2,301 | ▲ 6.0 | 1,199 | 448 | 573 | 80 | ▲ 126 | 140,011 | ▲ 6.6 | 79,382 | 25,771 | 31,092 | 3,702 | ▲ 5,386 | |
| Oct-12 | 2,797 | 16.2 | 1,328 | 756 | 620 | 91 | 138 | 164,032 | 14.6 | 85,506 | 39,173 | 34,514 | 4,683 | 4,816 | |
| Nov-12 | 2,678 | 12.4 | 1,366 | 536 | 694 | 83 | ▲ 158 | 159,308 | 10.7 | 88,829 | 29,948 | 36,418 | 4,112 | ▲ 6,470 | |
| Dec-12 | 2,527 | ▲ 4.1 | 1,306 | 453 | 665 | 103 | ▲ 212 | 148,027 | ▲ 5.9 | 83,450 | 25,807 | 34,296 | 4,476 | ▲ 8,489 | |
| Jan-13 | 1,937 | 3.8 | 1,011 | 395 | 467 | 64 | ▲ 72 | 116,080 | 2.4 | 65,745 | 22,799 | 24,587 | 2,948 | ▲ 1,788 | |
| Feb-13 | 2,352 | 0.4 | 1,259 | 431 | 586 | 76 | ▲ 155 | 140,476 | ▲ 1.9 | 80,601 | 24,561 | 31,383 | 3,932 | ▲ 6,823 | |
| Mar-13 | 3,731 | 5.2 | 2,185 | 571 | 890 | 84 | ▲ 318 | 230,591 | 1.9 | 146,164 | 33,768 | 47,071 | 3,532 | ▲ 13,248 | |
| Apr-13 | 2,899 | 11.8 | 1,672 | 492 | 673 | 62 | ▲ 181 | 177,063 | 10.8 | 109,538 | 27,615 | 37,299 | 2,612 | ▲ 9,684 | |
| May-13 | 2,730 | 13.2 | 1,458 | 552 | 637 | 83 | ▲ 85 | 163,441 | 11.0 | 95,402 | 31,030 | 33,641 | 3,368 | ▲ 2,612 | |
| Jun-13 | 2,700 | 6.6 | 1,424 | 490 | 715 | 68 | ▲ 224 | 162,227 | 5.1 | 92,446 | 28,473 | 37,918 | 3,172 | ▲ 9,364 | |
| Jul-13 | 2,780 | 12.6 | 1,470 | 545 | 697 | 67 | ▲ 152 | 168,783 | 11.5 | 96,684 | 31,125 | 37,464 | 3,434 | ▲ 6,338 | |
| Aug-13 | 2,387 | ▲ 1.0 | 1,277 | 475 | 576 | 55 | ▲ 100 | 145,586 | 0.4 | 83,843 | 27,436 | 31,142 | 2,863 | ▲ 3,637 | |
| Sep-13 | 2,573 | 11.8 | 1,300 | 638 | 562 | 73 | 76 | 156,442 | 11.7 | 85,662 | 37,058 | 30,053 | 3,669 | 7,005 | |
| Oct-13 | 2,654 | ▲ 5.1 | 1,328 | 578 | 674 | 74 | ▲ 96 | 156,928 | ▲ 4.3 | 86,168 | 33,353 | 34,656 | 2,751 | ▲ 1,303 | |
| Nov-13 | 2,760 | 3.0 | 1,340 | 688 | 645 | 85 | 45 | 164,085 | 3.0 | 87,923 | 39,637 | 31,875 | 4,489 | 7,922 | |
| Dec-13 | 2,837 | 12.3 | 1,431 | 639 | 684 | 83 | ▲ 45 | 166,126 | 12.2 | 93,186 | 35,896 | 33,474 | 3,569 | 2,422 | |
| Jan-14 | 2,157 | 11.4 | 1,096 | 545 | 459 | 57 | 86 | 128,726 | 10.9 | 72,251 | 30,106 | 23,613 | 2,757 | 6,493 | |
| Feb-14 | 2,699 | 14.8 | 1,352 | 548 | 721 | 78 | ▲ 173 | 158,318 | 12.7 | 87,397 | 30,101 | 37,933 | 2,887 | ▲ 7,831 | |
| Mar-14 | 4,494 | 20.5 | 2,441 | 784 | 1,159 | 109 | ▲ 375 | 279,203 | 21.1 | 164,111 | 44,968 | 64,404 | 5,629 | ▲ 19,435 | |
| Apr-14 | 2,620 | ▲ 9.6 | 1,417 | 599 | 510 | 94 | 89 | 158,728 | ▲ 10.4 | 94,361 | 32,075 | 26,853 | 5,439 | 5,221 | |
| May-14 | 2,441 | ▲ 10.6 | 1,210 | 569 | 576 | 85 | ▲ 7 | 142,692 | ▲ 12.7 | 79,156 | 30,458 | 28,613 | 4,391 | 1,845 | |
| Jun-14 | 2,585 | ▲ 4.3 | 1,318 | 558 | 646 | 62 | ▲ 88 | 154,117 | ▲ 5.0 | 86,988 | 31,218 | 33,011 | 2,818 | ▲ 1,793 | |
| Jul-14 | 2,608 | ▲ 6.2 | 1,281 | 630 | 607 | 88 | 23 | 153,433 | ▲ 9.1 | 84,423 | 34,099 | 30,725 | 4,036 | 3,374 | |
| Aug-14 | 2,305 | ▲ 3.4 | 1,156 | 535 | 524 | 90 | 11 | 136,808 | ▲ 6.0 | 75,677 | 28,805 | 28,424 | 3,902 | 381 | |
| Sep-14 | 2,591 | 0.7 | 1,232 | 599 | 645 | 112 | ▲ 46 | 149,987 | ▲ 4.1 | 79,240 | 33,193 | 32,155 | 5,173 | 1,039 | |
| Oct-14 | 2,573 | ▲ 3.1 | 1,212 | 576 | 705 | 79 | ▲ 128 | 151,327 | ▲ 3.6 | 78,733 | 31,505 | 37,381 | 3,633 | ▲ 5,802 | |
| Nov-14 | 2,540 | ▲ 8.0 | 1,270 | 558 | 621 | 89 | ▲ 63 | 150,574 | ▲ 8.2 | 82,824 | 30,558 | 32,681 | 4,3 | | |

| | Detached House | | | | | | | | | | | | | | | |
|--------|-------------------------|--|--|--------------------------------|--------------------------------|---|------------|--|--------------------------------|--|--|--------------------------------|--------------------------------|---|--|--|
| | numbers of transactions | change compared to year-earlier month(%) | numbers of transactions by transaction party | | | | | trend of transaction of Private Corporation (buy-sell) | gross area of transactions (㎡) | change compared to year-earlier month(%) | gross area of transactions by transaction party(㎡) | | | | | trend of transaction of Private Corporation (buy-sell) |
| | | | Individual→Individual | Individual→Private corporation | Private corporation→Individual | Private corporation→Private corporation | Individual | | | | Individual→Individual | Individual→Private corporation | Private corporation→Individual | Private corporation→Private corporation | | |
| Apr-08 | 839 | | 457 | 209 | 140 | 33 | 69 | 100,421 | | 51,366 | 27,880 | 14,324 | 6,851 | 13,555 | | |
| May-08 | 791 | | 449 | 156 | 162 | 24 | ▲ 6 | 89,746 | | 49,349 | 18,975 | 18,926 | 2,495 | 49 | | |
| Jun-08 | 821 | | 449 | 164 | 181 | 26 | ▲ 16 | 96,705 | | 50,779 | 21,052 | 20,300 | 4,415 | 911 | | |
| Jul-08 | 863 | | 471 | 187 | 175 | 29 | 12 | 107,508 | | 55,445 | 23,742 | 18,322 | 9,885 | 5,420 | | |
| Aug-08 | 764 | | 420 | 157 | 160 | 26 | ▲ 3 | 93,565 | | 48,495 | 21,322 | 17,656 | 6,023 | 3,667 | | |
| Sep-08 | 749 | | 432 | 149 | 148 | 19 | 2 | 99,682 | | 50,863 | 24,721 | 17,718 | 5,677 | 7,707 | | |
| Oct-08 | 737 | | 416 | 144 | 150 | 26 | ▲ 7 | 88,494 | | 47,080 | 21,360 | 16,176 | 3,566 | 4,871 | | |
| Nov-08 | 711 | | 417 | 120 | 136 | 38 | ▲ 16 | 84,598 | | 44,322 | 14,925 | 16,140 | 9,210 | ▲ 1,215 | | |
| Dec-08 | 814 | | 461 | 147 | 171 | 35 | ▲ 24 | 99,749 | | 53,427 | 20,792 | 19,084 | 6,447 | 1,708 | | |
| Jan-09 | 614 | | 355 | 115 | 125 | 19 | ▲ 10 | 75,080 | | 42,667 | 14,467 | 14,137 | 3,809 | 331 | | |
| Feb-09 | 616 | | 362 | 90 | 139 | 24 | ▲ 49 | 71,249 | | 43,783 | 11,467 | 13,192 | 2,625 | ▲ 1,725 | | |
| Mar-09 | 1,066 | | 655 | 168 | 210 | 33 | ▲ 42 | 138,985 | | 77,892 | 28,148 | 23,741 | 9,205 | 4,407 | | |
| Apr-09 | 791 | ▲ 5.7 | 478 | 140 | 146 | 26 | ▲ 6 | 98,012 | ▲ 2.4 | 58,693 | 17,323 | 15,547 | 6,303 | 1,776 | | |
| May-09 | 747 | ▲ 5.6 | 459 | 114 | 155 | 17 | ▲ 41 | 91,184 | 1.6 | 55,401 | 14,763 | 17,265 | 3,520 | ▲ 2,502 | | |
| Jun-09 | 855 | 4.1 | 544 | 141 | 148 | 21 | ▲ 7 | 104,313 | 7.9 | 65,441 | 18,443 | 16,381 | 2,520 | 2,062 | | |
| Jul-09 | 924 | 7.1 | 588 | 157 | 157 | 21 | 1 | 115,370 | 7.3 | 68,534 | 24,159 | 18,239 | 4,325 | 6,033 | | |
| Aug-09 | 785 | 2.7 | 487 | 147 | 124 | 24 | 23 | 96,320 | 2.9 | 57,870 | 20,178 | 13,806 | 4,004 | 6,372 | | |
| Sep-09 | 808 | 7.9 | 481 | 165 | 133 | 24 | 35 | 102,338 | 2.7 | 57,699 | 22,014 | 15,060 | 6,474 | 7,723 | | |
| Oct-09 | 866 | 17.5 | 503 | 174 | 159 | 28 | 16 | 109,024 | 23.2 | 58,647 | 23,801 | 19,498 | 6,868 | 4,483 | | |
| Nov-09 | 846 | 19.0 | 521 | 167 | 131 | 26 | 36 | 107,138 | 26.6 | 61,288 | 24,607 | 15,764 | 4,362 | 8,843 | | |
| Dec-09 | 831 | 2.1 | 497 | 167 | 140 | 25 | 28 | 109,888 | 10.2 | 61,967 | 22,980 | 16,786 | 6,802 | 6,299 | | |
| Jan-10 | 593 | ▲ 3.4 | 357 | 137 | 82 | 14 | 58 | 72,124 | ▲ 3.9 | 40,421 | 20,212 | 8,439 | 1,720 | 13,103 | | |
| Feb-10 | 644 | 4.5 | 374 | 112 | 141 | 17 | ▲ 29 | 80,253 | 12.6 | 45,639 | 17,593 | 14,812 | 2,209 | 2,782 | | |
| Mar-10 | 1,060 | ▲ 0.6 | 656 | 194 | 166 | 41 | 30 | 138,786 | ▲ 0.1 | 78,302 | 28,222 | 20,706 | 10,817 | 8,063 | | |
| Apr-10 | 809 | 2.3 | 497 | 163 | 130 | 18 | 34 | 104,163 | 6.3 | 57,584 | 23,520 | 17,353 | 5,456 | 6,416 | | |
| May-10 | 746 | ▲ 0.1 | 454 | 165 | 111 | 16 | 54 | 93,001 | 2.0 | 53,483 | 23,523 | 12,310 | 3,686 | 11,213 | | |
| Jun-10 | 804 | ▲ 6.0 | 478 | 158 | 136 | 31 | 23 | 99,842 | ▲ 4.3 | 56,935 | 18,811 | 16,111 | 7,833 | 2,852 | | |
| Jul-10 | 806 | ▲ 12.8 | 481 | 179 | 113 | 32 | 66 | 102,864 | ▲ 10.8 | 55,874 | 26,102 | 14,314 | 6,486 | 11,788 | | |
| Aug-10 | 771 | ▲ 1.8 | 488 | 155 | 108 | 20 | 47 | 89,049 | ▲ 7.5 | 55,315 | 18,783 | 11,463 | 3,487 | 7,320 | | |
| Sep-10 | 803 | ▲ 0.6 | 461 | 180 | 122 | 37 | 60 | 100,431 | ▲ 1.9 | 55,669 | 23,112 | 14,928 | 5,861 | 8,598 | | |
| Oct-10 | 738 | ▲ 15.0 | 418 | 180 | 118 | 19 | 63 | 91,959 | ▲ 15.7 | 48,241 | 27,944 | 12,536 | 3,038 | 15,608 | | |
| Nov-10 | 747 | ▲ 11.7 | 456 | 177 | 102 | 12 | 75 | 93,216 | ▲ 13.0 | 53,264 | 26,695 | 11,474 | 1,783 | 15,221 | | |
| Dec-10 | 909 | 9.4 | 549 | 190 | 144 | 24 | 46 | 111,718 | 1.7 | 62,804 | 27,859 | 16,167 | 4,662 | 11,693 | | |
| Jan-11 | 602 | 1.5 | 364 | 141 | 76 | 18 | 67 | 76,604 | 6.2 | 45,535 | 17,923 | 9,431 | 2,984 | 8,845 | | |
| Feb-11 | 658 | 2.2 | 391 | 147 | 101 | 17 | 48 | 86,709 | 8.0 | 47,240 | 23,964 | 10,937 | 3,695 | 13,900 | | |
| Mar-11 | 1,054 | ▲ 0.6 | 659 | 200 | 165 | 30 | 35 | 140,376 | 1.1 | 76,778 | 30,067 | 18,334 | 15,197 | 11,734 | | |
| Apr-11 | 708 | ▲ 12.5 | 418 | 187 | 77 | 26 | 110 | 92,538 | ▲ 11.2 | 52,354 | 26,046 | 8,083 | 6,055 | 17,962 | | |
| May-11 | 656 | ▲ 12.1 | 362 | 163 | 108 | 20 | 57 | 134,286 | 44.4 | 45,115 | 23,139 | 12,472 | 3,395 | 10,956 | | |
| Jun-11 | 781 | ▲ 2.9 | 463 | 158 | 139 | 20 | 19 | 94,909 | ▲ 4.9 | 51,547 | 21,738 | 18,556 | 3,022 | 3,182 | | |
| Jul-11 | 731 | ▲ 9.3 | 460 | 154 | 103 | 11 | 54 | 90,204 | ▲ 12.3 | 53,674 | 22,240 | 11,898 | 1,468 | 11,266 | | |
| Aug-11 | 742 | ▲ 3.8 | 439 | 173 | 112 | 18 | 61 | 89,846 | 0.9 | 48,336 | 25,448 | 11,681 | 4,381 | 13,766 | | |
| Sep-11 | 791 | ▲ 1.5 | 456 | 189 | 115 | 29 | 76 | 103,643 | 3.2 | 58,914 | 26,877 | 13,519 | 4,097 | 13,595 | | |
| Oct-11 | 689 | ▲ 6.4 | 385 | 150 | 128 | 25 | 23 | 85,018 | ▲ 7.5 | 42,814 | 21,285 | 14,586 | 5,535 | 7,496 | | |
| Nov-11 | 732 | ▲ 2.0 | 430 | 170 | 109 | 22 | 62 | 92,034 | ▲ 1.3 | 51,993 | 23,441 | 12,304 | 3,534 | 11,900 | | |
| Dec-11 | 844 | ▲ 7.2 | 518 | 181 | 113 | 31 | 69 | 118,596 | 6.2 | 63,760 | 35,326 | 12,600 | 6,717 | 22,920 | | |
| Jan-12 | 581 | ▲ 3.5 | 327 | 145 | 82 | 23 | 67 | 74,007 | ▲ 3.4 | 38,396 | 18,845 | 9,688 | 5,021 | 11,215 | | |
| Feb-12 | 705 | 7.1 | 399 | 176 | 115 | 15 | 61 | 87,396 | 0.8 | 47,121 | 25,353 | 12,805 | 2,117 | 12,548 | | |
| Mar-12 | 1,056 | 0.2 | 640 | 234 | 140 | 39 | 94 | 140,331 | ▲ 0.0 | 76,302 | 39,954 | 17,534 | 6,207 | 22,420 | | |
| Apr-12 | 706 | ▲ 0.3 | 409 | 164 | 113 | 17 | 53 | 86,322 | ▲ 6.7 | 47,002 | 23,716 | 11,987 | 3,246 | 12,060 | | |
| May-12 | 717 | 9.3 | 415 | 166 | 113 | 21 | 54 | 86,638 | ▲ 35.5 | 47,019 | 20,717 | 13,168 | 5,312 | 7,729 | | |
| Jun-12 | 779 | ▲ 0.3 | 462 | 169 | 124 | 21 | 48 | 96,960 | 2.2 | 55,588 | 24,717 | 12,376 | 3,919 | 12,702 | | |
| Jul-12 | 836 | 14.4 | 486 | 207 | 119 | 22 | 88 | 104,921 | 16.3 | 56,371 | 30,853 | 12,303 | 5,114 | 18,549 | | |
| Aug-12 | 827 | 11.5 | 496 | 189 | 118 | 22 | 73 | 100,386 | 11.7 | 58,215 | 26,988 | 11,960 | 2,955 | 15,295 | | |
| Sep-12 | 818 | 3.4 | 474 | 192 | 125 | 27 | 67 | 101,022 | ▲ 2.5 | 54,251 | 27,562 | 14,059 | 5,150 | 13,502 | | |
| Oct-12 | 782 | 13.5 | 449 | 198 | 110 | 24 | 88 | 100,724 | 18.5 | 54,226 | 28,444 | 11,727 | 6,217 | 16,717 | | |
| Nov-12 | 845 | 15.4 | 498 | 195 | 124 | 26 | 73 | 149,447 | 62.4 | 58,154 | 26,598 | 13,707 | 50,724 | 13,154 | | |
| Dec-12 | 937 | 11.0 | 530 | 237 | 143 | 25 | 95 | 125,504 | 5.8 | 63,644 | 40,007 | 17,245 | 4,326 | 22,820 | | |
| Jan-13 | 619 | 6.5 | 343 | 170 | 92 | 14 | 78 | 74,692 | 0.9 | 40,575 | 21,942 | 9,138 | 3,037 | 12,805 | | |
| Feb-13 | 795 | 12.8 | 401 | 223 | 122 | 49 | 101 | 89,998 | 3.0 | 44,922 | 25,470 | 13,000 | 6,606 | 12,470 | | |
| Mar-13 | 1,150 | 8.9 | 704 | 236 | 174 | 35 | 62 | 139,372 | ▲ 0.7 | 79,230 | 32,553 | 18,965 | 8,415 | 13,588 | | |
| Apr-13 | 762 | 7.9 | 456 | 172 | 113 | 21 | 59 | 90,020 | 4.3 | 50,090 | 23,259 | 12,374 | 4,297 | 10,884 | | |
| May-13 | 894 | 24.7 | 546 | 188 | 132 | 28 | 56 | 114,655 | 32.3 | 61,342 | 31,425 | 14,850 | 7,037 | 16,575 | | |
| Jun-13 | 900 | 15.5 | 537 | 210 | 130 | 22 | 80 | 114,948 | 18.6 | 64,243 | 30,869 | 16,334 | 3,450 | 14,535 | | |
| Jul-13 | 939 | 12.3 | 545 | 224 | 146 | 24 | 78 | 119,729 | 14.1 | 67,205 | 33,191 | 16,422 | 2,911 | 16,768 | | |
| Aug-13 | 829 | 0.2 | 467 | 218 | 117 | 27 | 101 | 103,685 | 3.3 | 51,598 | 32,178 | 13,218 | 6,690 | 18,961 | | |
| Sep-13 | 872 | 6.6 | 488 | 219 | 132 | 30 | 90 | 110,823 | 9.7 | 58,971 | 30,036 | 14,978 | 6,269 | 15,626 | | |
| Oct-13 | 833 | 6.5 | 463 | 221 | 127 | 20 | 95 | 105,399 | 4.6 | 52,069 | 35,960 | 13,750 | 3,246 | 22,356 | | |
| Nov-13 | 873 | 3.3 | 509 | 215 | 129 | 18 | 87 | 112,088 | ▲ 25.0 | 58,217 | 34,082 | 16,770 | 2,878 | 17,370 | | |
| Dec-13 | 1,019 | 8.8 | 557 | 285 | 153 | 22 | 133 | 133,983 | 6.8 | 66,043 | 46,634 | 17,200 | 3,696 | 29,679 | | |
| Jan-14 | 688 | 11.1 | 387 | 179 | 105 | 16 | 74 | 81,643 | 9.3 | 42,982 | 24,047 | 11,155 | 5,408 | 12,892 | | |
| Feb-14 | 780 | ▲ 1.9 | 446 | 193 | 117 | 23 | 77 | 95,800 | 6.4 | 50,624 | 24,604 | 14,622 | 5,874 | 10,057 | | |
| Mar-14 | 1,292 | 12.3 | 800 | 285 | 160 | 46 | 126 | 162,995 | 17.0 | 91,314 | 41,410 | 21,343 | 8,833 | 20,161 | | |
| Apr-14 | 724 | ▲ 5.0 | 403 | 210 | 88 | 22 | 122 | 89,569 | ▲ 0.5 | 43,690 | 30,031 | 9,281 | 6,360 | 20,750 | | |
| May-14 | 828 | ▲ 7.4 | 452 | 221 | 132 | 23 | 89 | 102,488 | ▲ 10.6 | 49,701 | 31,297 | 15,031 | 6,460 | 16,266 | | |
| Jun-14 | 819 | ▲ 9.0 | 443 | 215 | 134 | 23 | 83 | 102,097 | ▲ 11.2 | 52,052 | 30,481 | 15,665 | 3,602 | 14,991 | | |
| Jul-14 | 843 | ▲ 10.2 | 461 | 230 | 124 | 27 | 107 | 111,517 | ▲ 6.9 | 53,071 | 34,691 | 14,393 | 9,212 | 20,447 | | |
| Aug-14 | 762 | ▲ 8.1 | 422 | 196 | 120 | 23 | 76 | 93,827 | ▲ 9.5 | 50,617 | 27,828 | 12,418 | 2,908 | 15,410 | | |
| Sep-14 | 872 | 0.0 | 476 | 253 | 118 | 22 | 135 | 111,708 | 0.8 | 54,868 | 38,305 | 12,583 | 4,474 | 25,545 | | |
| Oct-14 | 778 | ▲ 6.6 | 411 | 218 | 120 | 29 | 98 | 100,627 | ▲ 4.5 | 50,210 | 32,413 | 14,130 | 3,873 | 18,283 | | |
| Nov-14 | 831 | ▲ 4.8 | 440 | 225 | 145 | 19 | 81 | 101,337 | ▲ 9.6 | 51,322 | 30,279 | 16,044 | 3,035 | 14,677 | | |
| Dec-14 | 1,023 | 0.4 | 518 | 307 | 146 | 51 | 162 | 133,187 | ▲ 0.6 | 61,850 | 45,978 | 15,505 | 9,660 | 30,666 | | |
| Jan-15 | 677 | ▲ 10.3 | 358 | 156 | 87 | 27 | 78 | 79,556 | ▲ 2.6 | 43,357 | 22,350 | 9,066 | 4,464 | 13,609 | | |
| Feb-15 | 828 | 6.2 | 461 | 195 | 142 | 29 | 53 | 100,559 | 5.0 | 52,470 | 27,969 | 16,115 | 3,873 | 11,854 | | |
| Mar-15 | 1,257 | ▲ 2.7 | 719 | 322 | 170 | 41 | 154 | 155,111 | ▲ 4.8 | 82,545 | 44,875 | 19,038 | 6,974 | 26,248 | | |

4-1 Tokyo

| | Condominiums | | | | | | | | | | | | | | |
|--------|-------------------------|--|--|--------------------------------|--------------------------------|---|--|--------------------------------|--|--|--------------------------------|--------------------------------|---|----------|--|
| | numbers of transactions | change compared to year-earlier month(%) | numbers of transactions by transaction party | | | | | gross area of transactions (㎡) | change compared to year-earlier month(%) | gross area of transactions by transaction party(㎡) | | | | | trend of transaction of Private Corporation (buy-sell) |
| | | | Individual | Individual→Private corporation | Private corporation→Individual | Private corporation→Private corporation | trend of transaction of Private Corporation (buy-sell) | | | Individual | Individual→Private corporation | Private corporation→Individual | Private corporation→Private corporation | | |
| Apr-08 | 4,278 | | 1,469 | 671 | 1,831 | 306 | ▲ 1,159 | 222,530 | | 83,366 | 27,517 | 99,302 | 12,300 | ▲ 71,740 | |
| May-08 | 3,514 | | 1,290 | 729 | 1,296 | 151 | ▲ 567 | 159,041 | | 71,890 | 28,359 | 50,829 | 5,457 | ▲ 22,470 | |
| Jun-08 | 3,518 | | 1,411 | 597 | 1,314 | 194 | ▲ 717 | 165,750 | | 79,712 | 25,117 | 53,255 | 7,421 | ▲ 28,138 | |
| Jul-08 | 3,671 | | 1,378 | 686 | 1,430 | 174 | ▲ 744 | 173,284 | | 78,614 | 27,360 | 60,651 | 6,367 | ▲ 33,291 | |
| Aug-08 | 3,112 | | 1,171 | 489 | 1,282 | 166 | ▲ 793 | 148,549 | | 68,064 | 20,895 | 52,827 | 6,407 | ▲ 31,932 | |
| Sep-08 | 3,498 | | 1,200 | 605 | 1,480 | 207 | ▲ 875 | 160,696 | | 67,542 | 25,461 | 59,407 | 7,786 | ▲ 33,946 | |
| Oct-08 | 3,521 | | 1,233 | 626 | 1,449 | 212 | ▲ 823 | 160,760 | | 69,411 | 27,116 | 56,928 | 7,256 | ▲ 29,812 | |
| Nov-08 | 3,062 | | 1,118 | 518 | 1,238 | 173 | ▲ 720 | 147,557 | | 64,268 | 22,975 | 52,869 | 6,742 | ▲ 29,894 | |
| Dec-08 | 3,588 | | 1,216 | 619 | 1,523 | 230 | ▲ 904 | 164,755 | | 66,970 | 26,322 | 61,640 | 9,823 | ▲ 35,319 | |
| Jan-09 | 2,863 | | 1,026 | 479 | 1,093 | 258 | ▲ 614 | 145,604 | | 60,194 | 22,637 | 47,770 | 14,441 | ▲ 25,133 | |
| Feb-09 | 3,221 | | 1,140 | 413 | 1,466 | 193 | ▲ 1,052 | 157,188 | | 64,536 | 17,686 | 66,159 | 8,077 | ▲ 48,443 | |
| Mar-09 | 5,203 | | 2,041 | 579 | 2,182 | 375 | ▲ 1,603 | 268,197 | | 121,565 | 25,920 | 102,951 | 16,260 | ▲ 77,031 | |
| Apr-09 | 3,694 | ▲ 13.7 | 1,438 | 555 | 1,499 | 180 | ▲ 940 | 182,172 | ▲ 18.1 | 84,571 | 24,180 | 65,073 | 6,932 | ▲ 40,720 | |
| May-09 | 3,165 | ▲ 9.9 | 1,269 | 431 | 1,307 | 155 | ▲ 876 | 156,906 | ▲ 1.3 | 73,413 | 19,284 | 58,190 | 5,782 | ▲ 38,906 | |
| Jun-09 | 4,257 | 21.0 | 1,443 | 574 | 2,037 | 202 | ▲ 1,463 | 212,002 | 27.9 | 81,476 | 23,757 | 98,474 | 8,196 | ▲ 74,717 | |
| Jul-09 | 4,034 | 9.9 | 1,572 | 569 | 1,661 | 232 | ▲ 1,092 | 195,948 | 13.1 | 90,792 | 24,850 | 71,428 | 8,879 | ▲ 46,578 | |
| Aug-09 | 3,661 | 17.6 | 1,301 | 495 | 1,690 | 174 | ▲ 1,195 | 183,818 | 23.7 | 74,749 | 22,360 | 79,454 | 7,157 | ▲ 57,094 | |
| Sep-09 | 3,680 | 5.2 | 1,334 | 572 | 1,610 | 162 | ▲ 1,036 | 177,035 | 10.2 | 74,977 | 24,249 | 70,353 | 7,357 | ▲ 46,005 | |
| Oct-09 | 3,914 | 11.2 | 1,351 | 621 | 1,793 | 149 | ▲ 1,172 | 189,994 | 18.2 | 75,549 | 27,747 | 80,699 | 6,000 | ▲ 52,952 | |
| Nov-09 | 3,884 | 26.8 | 1,352 | 626 | 1,740 | 163 | ▲ 1,111 | 186,357 | 26.3 | 75,800 | 26,986 | 76,371 | 7,036 | ▲ 49,219 | |
| Dec-09 | 3,878 | 8.1 | 1,425 | 604 | 1,679 | 166 | ▲ 1,071 | 181,732 | 10.3 | 78,093 | 25,392 | 70,832 | 7,179 | ▲ 45,205 | |
| Jan-10 | 3,153 | 10.1 | 1,127 | 548 | 1,272 | 205 | ▲ 723 | 154,093 | 5.8 | 63,622 | 26,166 | 55,844 | 8,437 | ▲ 29,653 | |
| Feb-10 | 3,329 | 3.4 | 1,182 | 560 | 1,395 | 191 | ▲ 835 | 152,725 | ▲ 2.8 | 65,027 | 24,882 | 54,590 | 8,171 | ▲ 29,709 | |
| Mar-10 | 5,037 | ▲ 3.2 | 2,063 | 788 | 1,932 | 252 | ▲ 1,143 | 250,583 | ▲ 6.6 | 119,820 | 34,790 | 85,292 | 10,524 | ▲ 50,446 | |
| Apr-10 | 3,960 | 7.2 | 1,591 | 793 | 1,370 | 203 | ▲ 576 | 187,690 | 3.0 | 88,400 | 35,457 | 55,786 | 7,733 | ▲ 20,227 | |
| May-10 | 3,546 | 12.0 | 1,340 | 617 | 1,420 | 169 | ▲ 803 | 169,396 | 8.0 | 74,688 | 26,759 | 61,767 | 6,183 | ▲ 35,008 | |
| Jun-10 | 3,912 | ▲ 8.1 | 1,402 | 631 | 1,702 | 175 | ▲ 1,071 | 185,467 | ▲ 12.5 | 75,928 | 28,187 | 74,023 | 7,100 | ▲ 45,836 | |
| Jul-10 | 4,580 | 13.5 | 1,462 | 703 | 2,072 | 343 | ▲ 1,369 | 235,175 | 20.0 | 80,191 | 30,587 | 104,223 | 20,174 | ▲ 73,636 | |
| Aug-10 | 3,388 | ▲ 7.5 | 1,262 | 634 | 1,326 | 166 | ▲ 692 | 159,321 | ▲ 13.3 | 70,066 | 27,903 | 54,834 | 6,518 | ▲ 26,931 | |
| Sep-10 | 3,839 | 4.3 | 1,336 | 727 | 1,550 | 224 | ▲ 823 | 179,361 | 1.3 | 72,766 | 31,079 | 65,159 | 10,116 | ▲ 34,080 | |
| Oct-10 | 3,315 | ▲ 15.3 | 1,192 | 653 | 1,312 | 157 | ▲ 659 | 149,844 | ▲ 21.1 | 63,332 | 28,577 | 51,068 | 6,767 | ▲ 22,492 | |
| Nov-10 | 4,574 | 17.8 | 1,465 | 773 | 2,149 | 187 | ▲ 1,376 | 238,956 | 28.2 | 78,574 | 34,463 | 118,368 | 7,550 | ▲ 83,905 | |
| Dec-10 | 4,334 | 11.8 | 1,612 | 771 | 1,721 | 227 | ▲ 949 | 206,152 | 13.4 | 88,759 | 33,619 | 74,697 | 8,806 | ▲ 41,002 | |
| Jan-11 | 3,348 | 6.2 | 1,141 | 703 | 1,378 | 123 | ▲ 672 | 166,431 | 8.0 | 60,701 | 32,619 | 67,328 | 5,613 | ▲ 34,539 | |
| Feb-11 | 3,308 | ▲ 0.6 | 1,236 | 660 | 1,246 | 164 | ▲ 586 | 153,696 | 0.6 | 66,611 | 28,272 | 51,509 | 7,073 | ▲ 23,236 | |
| Mar-11 | 5,036 | ▲ 0.0 | 2,115 | 739 | 1,957 | 224 | ▲ 1,218 | 257,734 | 2.9 | 120,774 | 32,746 | 94,312 | 9,790 | ▲ 61,566 | |
| Apr-11 | 3,260 | ▲ 17.7 | 1,316 | 587 | 1,170 | 185 | ▲ 582 | 157,106 | ▲ 16.3 | 73,489 | 24,664 | 51,637 | 7,224 | ▲ 26,921 | |
| May-11 | 2,971 | ▲ 16.2 | 1,158 | 631 | 1,063 | 119 | ▲ 432 | 138,675 | ▲ 18.1 | 62,357 | 27,333 | 44,335 | 4,650 | ▲ 17,001 | |
| Jun-11 | 3,530 | ▲ 9.8 | 1,342 | 779 | 1,275 | 133 | ▲ 496 | 165,629 | ▲ 10.7 | 72,248 | 34,202 | 54,226 | 4,852 | ▲ 20,024 | |
| Jul-11 | 3,423 | ▲ 25.3 | 1,271 | 748 | 1,272 | 132 | ▲ 524 | 158,244 | ▲ 32.7 | 67,628 | 31,871 | 53,390 | 5,356 | ▲ 21,518 | |
| Aug-11 | 3,284 | ▲ 3.1 | 1,278 | 715 | 1,157 | 133 | ▲ 442 | 154,872 | ▲ 2.8 | 69,202 | 31,979 | 47,897 | 5,692 | ▲ 15,918 | |
| Sep-11 | 3,505 | ▲ 8.7 | 1,284 | 691 | 1,385 | 145 | ▲ 694 | 162,574 | ▲ 9.4 | 68,923 | 30,513 | 57,222 | 5,916 | ▲ 26,709 | |
| Oct-11 | 3,126 | ▲ 5.7 | 1,194 | 705 | 1,080 | 147 | ▲ 375 | 146,730 | ▲ 2.1 | 63,637 | 31,502 | 44,812 | 6,779 | ▲ 13,310 | |
| Nov-11 | 3,252 | ▲ 28.9 | 1,338 | 710 | 1,067 | 137 | ▲ 357 | 154,532 | ▲ 35.3 | 70,925 | 31,247 | 46,788 | 5,571 | ▲ 15,541 | |
| Dec-11 | 4,012 | ▲ 7.4 | 1,512 | 782 | 1,470 | 248 | ▲ 688 | 190,137 | ▲ 7.8 | 79,391 | 33,270 | 65,498 | 11,978 | ▲ 32,228 | |
| Jan-12 | 2,658 | ▲ 20.6 | 1,017 | 636 | 903 | 102 | ▲ 287 | 127,346 | ▲ 23.5 | 54,448 | 29,026 | 39,121 | 4,750 | ▲ 10,095 | |
| Feb-12 | 3,249 | ▲ 1.8 | 1,359 | 609 | 1,107 | 173 | ▲ 498 | 153,171 | ▲ 0.3 | 71,805 | 26,627 | 47,853 | 6,786 | ▲ 21,225 | |
| Mar-12 | 5,147 | 2.2 | 2,046 | 911 | 1,982 | 208 | ▲ 1,071 | 264,321 | 2.6 | 115,947 | 41,019 | 97,631 | 9,725 | ▲ 56,612 | |
| Apr-12 | 3,504 | 7.5 | 1,540 | 710 | 1,122 | 132 | ▲ 412 | 167,518 | 6.6 | 82,811 | 31,355 | 48,372 | 4,979 | ▲ 17,017 | |
| May-12 | 3,421 | 15.1 | 1,403 | 718 | 1,176 | 123 | ▲ 458 | 162,014 | 16.8 | 76,086 | 32,401 | 47,956 | 5,471 | ▲ 15,555 | |
| Jun-12 | 3,631 | 2.9 | 1,435 | 744 | 1,273 | 179 | ▲ 529 | 172,744 | 4.3 | 76,360 | 33,546 | 55,781 | 7,057 | ▲ 22,236 | |
| Jul-12 | 3,708 | 8.3 | 1,512 | 745 | 1,252 | 199 | ▲ 507 | 178,228 | 12.6 | 79,653 | 34,223 | 55,492 | 8,859 | ▲ 21,269 | |
| Aug-12 | 3,374 | 2.7 | 1,482 | 736 | 1,038 | 118 | ▲ 302 | 165,212 | 6.7 | 80,548 | 32,598 | 47,050 | 5,016 | ▲ 14,452 | |
| Sep-12 | 3,669 | 4.7 | 1,437 | 748 | 1,324 | 160 | ▲ 576 | 177,523 | 9.2 | 76,749 | 33,171 | 61,069 | 6,535 | ▲ 27,898 | |
| Oct-12 | 3,598 | 15.1 | 1,399 | 810 | 1,254 | 135 | ▲ 444 | 170,562 | 16.2 | 73,551 | 35,229 | 56,327 | 5,455 | ▲ 21,098 | |
| Nov-12 | 3,863 | 18.8 | 1,497 | 802 | 1,363 | 201 | ▲ 561 | 186,688 | 20.8 | 82,493 | 34,584 | 61,901 | 7,711 | ▲ 27,317 | |
| Dec-12 | 4,174 | 4.0 | 1,738 | 792 | 1,455 | 188 | ▲ 663 | 206,096 | 8.4 | 93,944 | 35,496 | 68,039 | 8,504 | ▲ 32,544 | |
| Jan-13 | 2,927 | 10.1 | 1,215 | 652 | 915 | 145 | ▲ 263 | 135,771 | 6.6 | 62,897 | 29,919 | 37,382 | 5,573 | ▲ 7,464 | |
| Feb-13 | 3,497 | 7.6 | 1,426 | 658 | 1,240 | 173 | ▲ 582 | 163,161 | 6.5 | 73,936 | 28,918 | 53,019 | 7,288 | ▲ 24,101 | |
| Mar-13 | 5,653 | 9.8 | 2,514 | 949 | 1,895 | 295 | ▲ 946 | 284,188 | 7.5 | 137,452 | 43,469 | 88,973 | 14,294 | ▲ 45,504 | |
| Apr-13 | 4,156 | 18.6 | 1,926 | 776 | 1,287 | 167 | ▲ 511 | 203,776 | 21.6 | 103,084 | 34,979 | 58,020 | 7,693 | ▲ 23,042 | |
| May-13 | 3,924 | 14.7 | 1,844 | 780 | 1,157 | 143 | ▲ 377 | 190,455 | 17.6 | 97,024 | 34,950 | 52,748 | 5,732 | ▲ 17,798 | |
| Jun-13 | 3,986 | 9.8 | 1,873 | 788 | 1,191 | 134 | ▲ 403 | 193,963 | 12.3 | 96,425 | 34,595 | 57,368 | 5,575 | ▲ 22,773 | |
| Jul-13 | 4,241 | 14.4 | 2,024 | 917 | 1,162 | 137 | ▲ 244 | 208,003 | 16.7 | 106,156 | 40,567 | 54,715 | 6,529 | ▲ 14,112 | |
| Aug-13 | 3,774 | 11.9 | 1,659 | 809 | 1,164 | 142 | ▲ 355 | 182,825 | 10.7 | 87,008 | 35,184 | 54,904 | 5,729 | ▲ 19,720 | |
| Sep-13 | 3,802 | 3.6 | 1,686 | 835 | 1,137 | 144 | ▲ 302 | 184,421 | 3.9 | 88,141 | 37,787 | 51,128 | 7,365 | ▲ 13,342 | |
| Oct-13 | 3,864 | 7.4 | 1,721 | 933 | 1,088 | 122 | ▲ 155 | 176,707 | 3.6 | 84,270 | 40,378 | 46,463 | 5,596 | ▲ 6,085 | |
| Nov-13 | 3,908 | 1.2 | 1,738 | 855 | 1,168 | 143 | ▲ 313 | 183,491 | ▲ 1.7 | 88,122 | 38,201 | 50,924 | 6,112 | ▲ 12,724 | |
| Dec-13 | 4,287 | 2.7 | 1,868 | 944 | 1,287 | 181 | ▲ 338 | 197,600 | ▲ 4.1 | 92,964 | 42,387 | 53,832 | 7,948 | ▲ 11,041 | |
| Jan-14 | 3,422 | 16.9 | 1,577 | 796 | 942 | 107 | ▲ 146 | 161,450 | 18.9 | 81,328 | 36,200 | 39,089 | 4,832 | ▲ 2,889 | |
| Feb-14 | 3,766 | 7.7 | 1,696 | 838 | 1,077 | 148 | ▲ 232 | 174,656 | 7.0 | 85,820 | 35,780 | 45,918 | 6,577 | ▲ 9,578 | |
| Mar-14 | 6,067 | 7.3 | 2,889 | 1,172 | 1,752 | 253 | ▲ 579 | 300,958 | 5.9 | 154,390 | 54,545 | 79,846 | 12,118 | ▲ 25,243 | |
| Apr-14 | 3,574 | ▲ 14.0 | 1,793 | 869 | 820 | 91 | ▲ 49 | 169,198 | ▲ 17.0 | 91,418 | 38,380 | 34,736 | 4,630 | ▲ 3,644 | |
| May-14 | 3,626 | ▲ 7.6 | 1,604 | 930 | 970 | 122 | ▲ 40 | 169,115 | ▲ 11.2 | 80,751 | 41,058 | 42,217 | 5,090 | ▲ 1,160 | |
| Jun-14 | 3,736 | ▲ 6.3 | 1,665 | 857 | 1,085 | 128 | ▲ 228 | 174,016 | ▲ 10.3 | 83,650 | 35,962 | 48,992 | 5,378 | ▲ 13,030 | |
| Jul-14 | 4,052 | ▲ 4.5 | 1,749 | 985 | 1,174 | 144 | ▲ 189 | 191,232 | ▲ 8.1 | 88,496 | 43,905 | 52,806 | 6,025 | ▲ 8,900 | |
| Aug-14 | 3,499 | ▲ 7.3 | 1,511 | 830 | 987 | 168 | ▲ 155 | 163,649 | ▲ 10.5 | 75,097 | 36,582 | 44,605 | 7,288 | ▲ 7,980 | |
| Sep-14 | 3,855 | 1.4 | 1,601 | 948 | 1,166 | 140 | ▲ 218 | 181,452 | ▲ 1.6 | 79, | | | | | |

| | Detached House | | | | | | | | | | | | | | | |
|--------|-------------------------|--|--|---------------------------------|----------------------------------|---|------------|--|--------------------------------|--|--|---------------------------------|----------------------------------|---|--|--|
| | numbers of transactions | change compared to year-earlier month(%) | numbers of transactions by transaction party | | | | | trend of transaction of Private Corporation (buy-sell) | gross area of transactions (㎡) | change compared to year-earlier month(%) | gross area of transactions by transaction party(㎡) | | | | | trend of transaction of Private Corporation (buy-sell) |
| | | | Individual→ Individual | Individual→ Private corporation | Private corporation → Individual | Private corporation → Private corporation | Individual | | | | Individual→ Individual | Individual→ Private corporation | Private corporation → Individual | Private corporation → Private corporation | | |
| Apr-08 | 466 | | 275 | 91 | 79 | 9 | 12 | 88,731 | | 51,776 | 19,082 | 13,804 | 1,727 | 5,278 | | |
| May-08 | 500 | | 300 | 115 | 73 | 12 | 42 | 105,441 | | 62,215 | 29,151 | 11,835 | 2,240 | 17,316 | | |
| Jun-08 | 502 | | 289 | 108 | 93 | 12 | 15 | 105,608 | | 57,113 | 25,261 | 17,145 | 6,088 | 8,116 | | |
| Jul-08 | 525 | | 308 | 129 | 73 | 14 | 56 | 112,029 | | 65,103 | 26,548 | 14,003 | 6,189 | 12,544 | | |
| Aug-08 | 439 | | 258 | 86 | 84 | 10 | 2 | 91,607 | | 52,347 | 22,222 | 14,065 | 1,693 | 8,156 | | |
| Sep-08 | 431 | | 257 | 87 | 81 | 6 | 6 | 98,809 | | 57,746 | 21,733 | 14,354 | 4,976 | 7,380 | | |
| Oct-08 | 478 | | 288 | 91 | 92 | 7 | ▲ 1 | 98,437 | | 55,452 | 20,141 | 16,391 | 6,453 | 3,751 | | |
| Nov-08 | 434 | | 268 | 72 | 89 | 5 | ▲ 17 | 95,172 | | 52,158 | 12,185 | 28,895 | 1,934 | ▲ 16,710 | | |
| Dec-08 | 475 | | 294 | 92 | 77 | 11 | 15 | 94,608 | | 56,681 | 18,760 | 16,818 | 2,117 | 1,942 | | |
| Jan-09 | 383 | | 235 | 86 | 59 | 3 | 27 | 75,720 | | 46,082 | 16,856 | 11,981 | 802 | 4,875 | | |
| Feb-09 | 366 | | 220 | 68 | 73 | 5 | ▲ 5 | 70,027 | | 41,732 | 13,774 | 13,559 | 962 | 216 | | |
| Mar-09 | 648 | | 409 | 108 | 124 | 6 | ▲ 16 | 129,857 | | 79,370 | 25,762 | 22,444 | 2,155 | 3,318 | | |
| Apr-09 | 456 | ▲ 2.1 | 287 | 77 | 90 | 2 | ▲ 13 | 89,366 | 0.7 | 55,701 | 17,197 | 15,915 | 553 | 1,281 | | |
| May-09 | 388 | ▲ 22.4 | 232 | 69 | 81 | 6 | ▲ 12 | 76,421 | ▲ 27.5 | 44,944 | 15,229 | 15,102 | 1,146 | 127 | | |
| Jun-09 | 516 | 2.8 | 302 | 92 | 112 | 10 | ▲ 20 | 101,646 | ▲ 3.8 | 56,344 | 22,372 | 20,743 | 2,188 | 1,630 | | |
| Jul-09 | 524 | ▲ 0.2 | 304 | 106 | 107 | 7 | ▲ 1 | 106,241 | ▲ 5.2 | 59,944 | 25,348 | 18,900 | 2,049 | 6,448 | | |
| Aug-09 | 457 | 4.1 | 261 | 85 | 104 | 7 | ▲ 19 | 92,136 | 0.6 | 50,283 | 18,949 | 18,550 | 4,353 | 400 | | |
| Sep-09 | 409 | ▲ 5.1 | 236 | 78 | 82 | 13 | ▲ 4 | 83,314 | ▲ 15.7 | 47,648 | 15,472 | 15,144 | 5,050 | 328 | | |
| Oct-09 | 444 | ▲ 7.1 | 245 | 95 | 96 | 8 | ▲ 1 | 95,637 | ▲ 2.8 | 48,529 | 24,707 | 18,462 | 3,939 | 6,245 | | |
| Nov-09 | 485 | 11.8 | 279 | 98 | 97 | 10 | 1 | 93,784 | ▲ 1.5 | 57,243 | 18,998 | 15,195 | 2,095 | 3,803 | | |
| Dec-09 | 525 | 10.5 | 296 | 124 | 97 | 8 | 27 | 108,759 | 15.0 | 59,024 | 29,017 | 18,029 | 2,688 | 10,988 | | |
| Jan-10 | 379 | ▲ 1.0 | 223 | 87 | 60 | 8 | 27 | 79,288 | 4.7 | 44,575 | 21,893 | 11,363 | 1,259 | 10,530 | | |
| Feb-10 | 410 | 12.0 | 244 | 81 | 80 | 5 | 1 | 88,610 | 26.5 | 51,449 | 17,883 | 17,453 | 1,824 | 430 | | |
| Mar-10 | 693 | 6.9 | 431 | 113 | 138 | 8 | ▲ 25 | 142,876 | 10.0 | 88,052 | 26,249 | 26,234 | 1,605 | 15 | | |
| Apr-10 | 519 | 13.8 | 313 | 97 | 104 | 5 | ▲ 7 | 98,395 | 10.1 | 60,139 | 18,661 | 18,660 | 935 | 0 | | |
| May-10 | 396 | 2.1 | 217 | 89 | 84 | 4 | 5 | 77,181 | 1.0 | 42,521 | 17,519 | 16,151 | 570 | 1,368 | | |
| Jun-10 | 441 | ▲ 14.5 | 258 | 75 | 104 | 4 | ▲ 29 | 84,614 | ▲ 16.8 | 49,761 | 15,757 | 18,302 | 795 | ▲ 2,545 | | |
| Jul-10 | 483 | ▲ 7.8 | 292 | 96 | 85 | 10 | 11 | 91,091 | ▲ 14.3 | 55,722 | 18,980 | 14,646 | 1,743 | 4,333 | | |
| Aug-10 | 408 | ▲ 10.7 | 239 | 101 | 60 | 8 | 41 | 85,827 | ▲ 6.8 | 47,743 | 22,596 | 13,447 | 2,041 | 9,149 | | |
| Sep-10 | 452 | 10.5 | 263 | 97 | 81 | 11 | 16 | 88,332 | 6.0 | 50,578 | 19,715 | 15,498 | 2,541 | 4,217 | | |
| Oct-10 | 446 | 0.5 | 245 | 110 | 87 | 4 | 23 | 84,381 | ▲ 11.8 | 45,929 | 21,969 | 15,792 | 691 | 6,176 | | |
| Nov-10 | 427 | ▲ 12.0 | 237 | 105 | 67 | 17 | 38 | 84,119 | ▲ 10.3 | 47,221 | 19,485 | 12,338 | 4,848 | 7,148 | | |
| Dec-10 | 495 | ▲ 5.7 | 301 | 96 | 94 | 4 | 2 | 98,341 | ▲ 9.6 | 57,637 | 22,967 | 16,147 | 1,590 | 6,821 | | |
| Jan-11 | 312 | ▲ 17.7 | 195 | 72 | 41 | 4 | 31 | 65,021 | ▲ 18.0 | 39,219 | 16,208 | 6,905 | 2,689 | 9,302 | | |
| Feb-11 | 374 | ▲ 8.8 | 233 | 84 | 52 | 5 | 32 | 75,860 | ▲ 14.4 | 46,568 | 18,533 | 9,642 | 1,118 | 8,891 | | |
| Mar-11 | 613 | ▲ 11.5 | 382 | 132 | 87 | 12 | 45 | 120,342 | ▲ 15.8 | 72,949 | 26,429 | 15,994 | 4,969 | 10,435 | | |
| Apr-11 | 419 | ▲ 19.3 | 260 | 87 | 68 | 3 | 19 | 82,521 | ▲ 16.1 | 49,791 | 19,725 | 11,790 | 1,005 | 7,934 | | |
| May-11 | 400 | 1.0 | 249 | 89 | 58 | 4 | 31 | 78,116 | 1.2 | 48,380 | 18,495 | 10,247 | 994 | 8,248 | | |
| Jun-11 | 494 | 12.0 | 302 | 90 | 99 | 3 | ▲ 9 | 97,756 | 15.5 | 60,761 | 18,270 | 17,681 | 1,045 | 589 | | |
| Jul-11 | 432 | ▲ 10.6 | 235 | 103 | 90 | 4 | 13 | 84,154 | ▲ 7.6 | 45,309 | 20,016 | 17,818 | 1,011 | 2,197 | | |
| Aug-11 | 465 | 14.0 | 282 | 98 | 74 | 11 | 24 | 91,866 | 7.0 | 53,596 | 19,559 | 14,222 | 4,490 | 5,338 | | |
| Sep-11 | 466 | 3.1 | 279 | 87 | 95 | 5 | ▲ 8 | 98,087 | 11.0 | 57,942 | 21,241 | 18,256 | 649 | 2,985 | | |
| Oct-11 | 430 | ▲ 3.6 | 244 | 101 | 81 | 3 | 20 | 86,288 | 2.3 | 48,015 | 22,097 | 15,430 | 567 | 6,667 | | |
| Nov-11 | 433 | 1.4 | 250 | 98 | 77 | 7 | 21 | 90,615 | 7.7 | 53,172 | 21,145 | 14,037 | 2,078 | 7,108 | | |
| Dec-11 | 485 | ▲ 2.0 | 290 | 102 | 87 | 6 | 15 | 103,017 | 4.8 | 56,976 | 26,299 | 18,506 | 1,236 | 7,794 | | |
| Jan-12 | 347 | 11.2 | 226 | 71 | 46 | 4 | 25 | 71,782 | 10.4 | 44,075 | 15,239 | 11,875 | 593 | 3,364 | | |
| Feb-12 | 386 | 3.2 | 225 | 91 | 61 | 8 | 30 | 81,301 | 7.2 | 46,241 | 22,100 | 10,279 | 2,307 | 11,820 | | |
| Mar-12 | 601 | ▲ 2.0 | 374 | 129 | 95 | 3 | 34 | 118,211 | ▲ 1.8 | 73,595 | 24,069 | 19,896 | 651 | 4,173 | | |
| Apr-12 | 399 | ▲ 4.8 | 240 | 88 | 65 | 6 | 23 | 77,334 | ▲ 6.3 | 46,673 | 18,102 | 11,358 | 1,201 | 6,744 | | |
| May-12 | 414 | 3.5 | 255 | 104 | 52 | 3 | 52 | 81,434 | 4.2 | 47,452 | 23,793 | 9,764 | 426 | 14,029 | | |
| Jun-12 | 477 | ▲ 3.4 | 279 | 105 | 90 | 3 | 15 | 92,566 | ▲ 5.3 | 52,325 | 22,271 | 17,455 | 515 | 4,816 | | |
| Jul-12 | 452 | 4.6 | 269 | 97 | 82 | 4 | 15 | 89,322 | 6.1 | 52,950 | 19,108 | 16,229 | 1,035 | 2,880 | | |
| Aug-12 | 456 | ▲ 1.9 | 263 | 106 | 84 | 2 | 22 | 93,798 | 2.1 | 53,881 | 24,637 | 14,545 | 464 | 10,093 | | |
| Sep-12 | 412 | ▲ 11.6 | 249 | 88 | 71 | 4 | 17 | 82,250 | ▲ 16.1 | 48,254 | 18,912 | 13,816 | 1,267 | 5,096 | | |
| Oct-12 | 456 | 6.0 | 273 | 85 | 89 | 9 | ▲ 4 | 86,556 | 0.3 | 54,258 | 15,979 | 14,621 | 1,699 | 1,358 | | |
| Nov-12 | 476 | 9.9 | 286 | 100 | 88 | 2 | 12 | 94,911 | 4.7 | 58,122 | 20,536 | 15,857 | 396 | 4,680 | | |
| Dec-12 | 551 | 13.6 | 354 | 96 | 93 | 8 | 3 | 114,888 | 11.5 | 72,196 | 22,564 | 18,819 | 1,309 | 3,744 | | |
| Jan-13 | 324 | ▲ 6.6 | 195 | 73 | 53 | 3 | 20 | 63,231 | ▲ 11.9 | 35,324 | 16,279 | 10,919 | 709 | 5,361 | | |
| Feb-13 | 375 | ▲ 2.8 | 232 | 71 | 62 | 9 | 9 | 74,255 | ▲ 8.7 | 44,344 | 16,056 | 10,800 | 2,299 | 5,255 | | |
| Mar-13 | 599 | ▲ 0.3 | 375 | 128 | 91 | 5 | 37 | 134,087 | 13.4 | 74,220 | 43,325 | 15,355 | 1,186 | 27,970 | | |
| Apr-13 | 442 | 10.8 | 278 | 86 | 71 | 7 | 15 | 90,421 | 16.9 | 58,605 | 18,142 | 11,247 | 2,427 | 6,895 | | |
| May-13 | 431 | 4.1 | 268 | 85 | 72 | 5 | 13 | 86,910 | 6.7 | 52,530 | 19,174 | 13,349 | 1,750 | 5,825 | | |
| Jun-13 | 486 | 1.9 | 311 | 94 | 69 | 12 | 25 | 104,259 | 12.6 | 57,648 | 22,481 | 17,874 | 6,256 | 4,606 | | |
| Jul-13 | 488 | 8.0 | 296 | 103 | 83 | 6 | 20 | 103,684 | 16.1 | 56,681 | 27,103 | 18,220 | 1,681 | 8,883 | | |
| Aug-13 | 460 | 0.9 | 282 | 113 | 60 | 5 | 53 | 88,573 | ▲ 5.6 | 53,192 | 22,953 | 11,172 | 1,256 | 11,781 | | |
| Sep-13 | 439 | 6.6 | 284 | 87 | 60 | 8 | 27 | 92,629 | 12.6 | 56,404 | 23,336 | 10,556 | 2,334 | 12,780 | | |
| Oct-13 | 398 | ▲ 12.7 | 249 | 77 | 64 | 8 | 13 | 86,871 | 0.4 | 54,795 | 18,210 | 12,258 | 1,607 | 5,952 | | |
| Nov-13 | 444 | ▲ 6.7 | 287 | 99 | 51 | 7 | 48 | 88,657 | ▲ 6.6 | 56,890 | 20,210 | 9,461 | 2,096 | 10,749 | | |
| Dec-13 | 527 | ▲ 4.4 | 308 | 116 | 93 | 9 | 24 | 109,418 | ▲ 4.8 | 61,481 | 24,273 | 18,322 | 4,330 | 6,963 | | |
| Jan-14 | 370 | 14.2 | 230 | 87 | 45 | 8 | 42 | 71,503 | 13.1 | 42,451 | 18,596 | 8,556 | 1,900 | 10,040 | | |
| Feb-14 | 422 | 12.5 | 270 | 93 | 58 | 1 | 35 | 81,934 | 10.3 | 51,869 | 19,266 | 10,687 | 112 | 8,578 | | |
| Mar-14 | 692 | 15.5 | 428 | 126 | 123 | 14 | 3 | 140,256 | 4.6 | 78,472 | 31,818 | 24,788 | 3,923 | 7,030 | | |
| Apr-14 | 411 | ▲ 7.0 | 234 | 98 | 67 | 11 | 30 | 85,889 | ▲ 5.0 | 45,874 | 17,770 | 12,460 | 1,524 | ▲ 2,952 | | |
| May-14 | 393 | ▲ 8.8 | 247 | 74 | 61 | 11 | 13 | 87,709 | 0.9 | 55,437 | 17,074 | 12,371 | 2,827 | 4,703 | | |
| Jun-14 | 426 | ▲ 12.3 | 234 | 102 | 82 | 8 | 20 | 86,490 | ▲ 17.0 | 48,652 | 20,017 | 15,550 | 2,271 | 4,467 | | |
| Jul-14 | 448 | ▲ 8.2 | 275 | 86 | 76 | 11 | 10 | 92,078 | ▲ 11.2 | 56,542 | 20,129 | 13,042 | 2,365 | 7,087 | | |
| Aug-14 | 401 | ▲ 12.8 | 234 | 97 | 61 | 9 | 36 | 80,572 | ▲ 9.0 | 45,776 | 21,253 | 12,074 | 1,469 | 9,180 | | |
| Sep-14 | 423 | ▲ 3.6 | 251 | 99 | 66 | 7 | 33 | 80,667 | ▲ 12.9 | 48,483 | 18,815 | 11,947 | 1,421 | 6,868 | | |
| Oct-14 | 405 | 1.8 | 228 | 97 | 69 | 11 | 28 | 78,330 | ▲ 9.8 | 46,622 | 18,747 | 10,218 | 2,743 | 8,529 | | |
| Nov-14 | 438 | ▲ 1.4 | 249 | 92 | 95 | 2 | ▲ 3 | 87,857 | ▲ 0.9 | 47,932 | 21,882 | 16,321 | 1,722 | 5,561 | | |
| Dec-14 | 516 | ▲ 2.1 | 317 | 109 | 84 | 6 | 25 | 106,649 | ▲ 2.5 | 63,930 | 23,770 | 17,101 | 1,849 | 6,669 | | |
| Jan-15 | 322 | ▲ 13.0 | 180 | 90 | 50 | 7 | 39 | 79,634 | 11.4 | 38,184 | 30,090 | 11,306 | 54 | 18,785 | | |
| Feb-15 | 392 | ▲ 7.1 | 242 | 85 | 60 | 5 | 25 | 77,139 | ▲ 5.9 | 46,734 | 18,076 | 11,055 | 1,274 | 7,021 | | |
| Mar-15 | 566 | ▲ 18.2 | 339 | 128 | 89 | 10 | 39 | 118,220 | ▲ 15.7 | 72,129 | 29,349 | 14,494 | 2,248 | 14,854 | | |

| Condominiums | | | | | | | | | | | | | | | |
|-------------------------|--|--|--------------------------------|--------------------------------|---|--|------------|--|--|--|--------------------------------|---|-------|----------|--|
| numbers of transactions | change compared to year-earlier month(%) | numbers of transactions by transaction party | | | | | | gross area of transactions (m ²) | change compared to year-earlier month(%) | gross area of transactions by transaction party(m ²) | | | | | trend of transaction of Private Corporation (buy-sell) |
| | | Individual | Individual→Private corporation | Private corporation→Individual | Private corporation→Private corporation | trend of transaction of Private Corporation (buy-sell) | Individual | | | Individual→Private corporation | Private corporation→Individual | Private corporation→Private corporation | | | |
| Apr-08 | 618 | | 409 | 123 | 75 | 11 | 48 | 43,179 | | 29,265 | 8,281 | 5,094 | 539 | 3,187 | |
| May-08 | 533 | | 330 | 93 | 90 | 20 | 3 | 36,175 | | 23,224 | 6,077 | 5,845 | 1,029 | 232 | |
| Jun-08 | 602 | | 265 | 110 | 223 | 4 | ▲ 113 | 42,896 | | 18,807 | 7,194 | 16,554 | 341 | ▲ 9,360 | |
| Jul-08 | 569 | | 348 | 104 | 106 | 11 | ▲ 2 | 39,522 | | 24,057 | 7,378 | 7,405 | 682 | ▲ 27 | |
| Aug-08 | 518 | | 322 | 88 | 90 | 18 | ▲ 2 | 35,836 | | 22,873 | 5,674 | 6,382 | 906 | ▲ 707 | |
| Sep-08 | 473 | | 275 | 85 | 106 | 7 | ▲ 21 | 32,083 | | 19,114 | 5,694 | 6,898 | 377 | ▲ 1,204 | |
| Oct-08 | 565 | | 335 | 98 | 124 | 8 | ▲ 26 | 39,450 | | 23,388 | 6,794 | 8,766 | 503 | ▲ 1,972 | |
| Nov-08 | 495 | | 284 | 94 | 106 | 11 | ▲ 12 | 34,357 | | 19,852 | 6,550 | 7,272 | 683 | ▲ 721 | |
| Dec-08 | 494 | | 308 | 92 | 81 | 13 | 11 | 35,036 | | 22,019 | 6,204 | 5,838 | 975 | 366 | |
| Jan-09 | 427 | | 247 | 93 | 84 | 3 | 9 | 30,308 | | 17,572 | 6,444 | 6,182 | 110 | 263 | |
| Feb-09 | 479 | | 256 | 74 | 137 | 12 | ▲ 63 | 33,320 | | 18,167 | 5,077 | 9,368 | 709 | ▲ 4,291 | |
| Mar-09 | 876 | | 522 | 100 | 244 | 10 | ▲ 144 | 63,186 | | 37,707 | 7,020 | 17,858 | 601 | ▲ 10,838 | |
| Apr-09 | 587 | ▲ 5.0 | 362 | 80 | 135 | 10 | ▲ 55 | 40,822 | ▲ 5.5 | 25,561 | 5,164 | 9,492 | 605 | ▲ 4,329 | |
| May-09 | 480 | ▲ 9.9 | 280 | 80 | 115 | 5 | ▲ 35 | 33,202 | ▲ 8.2 | 19,406 | 5,689 | 7,885 | 222 | ▲ 2,196 | |
| Jun-09 | 567 | ▲ 5.8 | 327 | 89 | 143 | 8 | ▲ 54 | 39,238 | ▲ 8.5 | 22,899 | 6,182 | 9,747 | 410 | ▲ 3,566 | |
| Jul-09 | 606 | 6.5 | 350 | 101 | 147 | 8 | ▲ 46 | 42,251 | 6.9 | 24,933 | 6,813 | 10,147 | 358 | ▲ 3,334 | |
| Aug-09 | 477 | ▲ 7.9 | 288 | 72 | 112 | 5 | ▲ 40 | 34,022 | ▲ 5.1 | 20,572 | 4,986 | 7,886 | 578 | ▲ 2,900 | |
| Sep-09 | 486 | 2.7 | 275 | 83 | 120 | 8 | ▲ 37 | 33,511 | 4.5 | 18,873 | 5,851 | 8,360 | 428 | ▲ 2,509 | |
| Oct-09 | 559 | ▲ 1.1 | 288 | 81 | 182 | 8 | ▲ 101 | 38,776 | ▲ 1.7 | 19,100 | 5,513 | 13,479 | 684 | ▲ 7,967 | |
| Nov-09 | 571 | 15.4 | 312 | 94 | 156 | 9 | ▲ 62 | 39,664 | 15.4 | 21,926 | 6,480 | 10,852 | 406 | ▲ 4,371 | |
| Dec-09 | 585 | 18.4 | 315 | 118 | 144 | 8 | ▲ 26 | 40,650 | 16.0 | 21,874 | 8,230 | 10,009 | 537 | ▲ 1,778 | |
| Jan-10 | 468 | 9.6 | 272 | 97 | 93 | 6 | 4 | 32,332 | 6.7 | 19,114 | 6,792 | 6,137 | 289 | 655 | |
| Feb-10 | 498 | 4.0 | 285 | 87 | 114 | 11 | ▲ 27 | 33,555 | 0.7 | 19,559 | 5,854 | 7,513 | 566 | ▲ 1,659 | |
| Mar-10 | 905 | 3.3 | 603 | 119 | 172 | 11 | ▲ 53 | 63,878 | 1.1 | 43,506 | 7,934 | 11,767 | 670 | ▲ 3,833 | |
| Apr-10 | 733 | 24.9 | 421 | 106 | 198 | 8 | ▲ 92 | 47,578 | 16.6 | 29,314 | 7,268 | 10,665 | 332 | ▲ 3,397 | |
| May-10 | 521 | 8.5 | 307 | 74 | 127 | 13 | ▲ 53 | 34,552 | 4.1 | 20,878 | 5,036 | 8,175 | 462 | ▲ 3,139 | |
| Jun-10 | 501 | ▲ 11.6 | 289 | 82 | 124 | 6 | ▲ 42 | 33,811 | ▲ 13.8 | 19,693 | 5,508 | 8,218 | 392 | ▲ 2,710 | |
| Jul-10 | 624 | 3.0 | 365 | 128 | 120 | 11 | 8 | 42,464 | 0.5 | 25,054 | 8,627 | 8,112 | 670 | 515 | |
| Aug-10 | 504 | 5.7 | 289 | 111 | 91 | 13 | 20 | 34,817 | 2.3 | 19,994 | 7,502 | 6,390 | 932 | 1,112 | |
| Sep-10 | 522 | 7.4 | 288 | 108 | 107 | 19 | 1 | 36,449 | 8.8 | 19,931 | 7,700 | 7,438 | 1,380 | 262 | |
| Oct-10 | 527 | ▲ 5.7 | 301 | 105 | 112 | 9 | ▲ 7 | 35,829 | ▲ 7.6 | 20,442 | 7,226 | 7,683 | 479 | ▲ 457 | |
| Nov-10 | 540 | ▲ 5.4 | 295 | 123 | 112 | 10 | 11 | 37,607 | ▲ 5.2 | 20,831 | 8,721 | 7,489 | 565 | 1,232 | |
| Dec-10 | 594 | 1.5 | 323 | 134 | 128 | 9 | 6 | 39,919 | ▲ 1.8 | 21,692 | 9,134 | 8,612 | 481 | 521 | |
| Jan-11 | 467 | ▲ 0.2 | 278 | 89 | 94 | 6 | ▲ 5 | 31,900 | ▲ 1.3 | 18,775 | 6,154 | 6,621 | 349 | ▲ 467 | |
| Feb-11 | 480 | ▲ 3.6 | 272 | 84 | 115 | 9 | ▲ 31 | 32,581 | ▲ 2.9 | 18,369 | 5,826 | 7,761 | 625 | ▲ 1,935 | |
| Mar-11 | 844 | ▲ 6.7 | 541 | 132 | 160 | 11 | ▲ 28 | 59,999 | ▲ 7.6 | 37,981 | 9,058 | 11,289 | 671 | ▲ 2,231 | |
| Apr-11 | 540 | ▲ 26.3 | 338 | 81 | 115 | 6 | ▲ 34 | 37,899 | ▲ 20.3 | 23,693 | 5,574 | 8,309 | 324 | ▲ 2,735 | |
| May-11 | 470 | ▲ 9.8 | 262 | 106 | 95 | 7 | 11 | 32,812 | ▲ 5.0 | 18,030 | 7,501 | 6,831 | 451 | 671 | |
| Jun-11 | 567 | 13.2 | 314 | 101 | 112 | 40 | ▲ 11 | 36,859 | 9.0 | 21,206 | 6,472 | 8,099 | 1,083 | ▲ 1,628 | |
| Jul-11 | 509 | ▲ 18.4 | 308 | 103 | 90 | 8 | 13 | 34,814 | ▲ 18.0 | 20,706 | 6,910 | 6,745 | 454 | 166 | |
| Aug-11 | 556 | 10.3 | 299 | 126 | 127 | 4 | ▲ 1 | 37,203 | 6.9 | 19,973 | 8,425 | 8,440 | 364 | ▲ 15 | |
| Sep-11 | 547 | 4.8 | 274 | 116 | 150 | 7 | ▲ 34 | 37,090 | 1.8 | 19,278 | 7,970 | 9,423 | 419 | ▲ 1,453 | |
| Oct-11 | 508 | ▲ 3.6 | 250 | 114 | 133 | 11 | ▲ 19 | 33,667 | ▲ 6.0 | 17,398 | 7,839 | 7,840 | 590 | ▲ 1 | |
| Nov-11 | 533 | ▲ 1.3 | 293 | 104 | 125 | 11 | ▲ 21 | 35,680 | ▲ 5.1 | 20,088 | 6,974 | 7,960 | 658 | ▲ 986 | |
| Dec-11 | 586 | ▲ 1.3 | 335 | 100 | 145 | 6 | ▲ 45 | 39,831 | ▲ 0.2 | 23,203 | 7,021 | 9,214 | 393 | ▲ 2,194 | |
| Jan-12 | 420 | ▲ 10.1 | 231 | 77 | 100 | 12 | ▲ 23 | 28,636 | ▲ 10.2 | 15,931 | 5,108 | 6,811 | 787 | ▲ 1,702 | |
| Feb-12 | 538 | 12.1 | 290 | 112 | 130 | 6 | ▲ 18 | 36,261 | 11.3 | 19,714 | 7,167 | 8,957 | 423 | ▲ 1,790 | |
| Mar-12 | 771 | ▲ 8.6 | 471 | 117 | 167 | 16 | ▲ 50 | 53,299 | ▲ 9.7 | 32,913 | 7,860 | 11,594 | 932 | ▲ 3,734 | |
| Apr-12 | 613 | 13.5 | 367 | 117 | 123 | 6 | ▲ 6 | 42,352 | 11.7 | 26,080 | 7,929 | 8,146 | 197 | ▲ 216 | |
| May-12 | 575 | 22.3 | 312 | 97 | 141 | 25 | ▲ 44 | 36,710 | 11.9 | 21,333 | 6,178 | 7,961 | 1,237 | ▲ 1,783 | |
| Jun-12 | 602 | 6.2 | 307 | 143 | 138 | 14 | 4 | 39,367 | 6.8 | 20,952 | 9,104 | 8,485 | 826 | 618 | |
| Jul-12 | 662 | 30.1 | 386 | 114 | 144 | 18 | ▲ 30 | 44,731 | 28.5 | 26,834 | 7,514 | 9,487 | 896 | ▲ 1,974 | |
| Aug-12 | 579 | 4.1 | 311 | 118 | 131 | 19 | ▲ 13 | 39,146 | 5.2 | 21,744 | 7,639 | 9,205 | 557 | ▲ 1,567 | |
| Sep-12 | 513 | ▲ 6.2 | 298 | 80 | 121 | 14 | ▲ 41 | 34,993 | ▲ 5.7 | 20,841 | 5,057 | 8,337 | 759 | ▲ 3,280 | |
| Oct-12 | 543 | 6.9 | 298 | 95 | 131 | 19 | ▲ 36 | 36,871 | 9.5 | 20,961 | 6,297 | 8,758 | 855 | ▲ 2,461 | |
| Nov-12 | 565 | 6.0 | 336 | 85 | 132 | 12 | ▲ 47 | 37,694 | 5.6 | 22,840 | 5,362 | 9,081 | 412 | ▲ 3,719 | |
| Dec-12 | 581 | ▲ 0.9 | 342 | 89 | 136 | 14 | ▲ 47 | 40,010 | 0.4 | 24,276 | 5,742 | 9,139 | 853 | ▲ 3,397 | |
| Jan-13 | 428 | 1.9 | 215 | 96 | 108 | 9 | ▲ 12 | 28,831 | 0.7 | 15,087 | 6,229 | 7,079 | 436 | ▲ 850 | |
| Feb-13 | 557 | 3.5 | 352 | 67 | 117 | 21 | ▲ 50 | 37,540 | 3.5 | 24,187 | 4,401 | 7,831 | 1,121 | ▲ 3,431 | |
| Mar-13 | 879 | 14.0 | 538 | 151 | 177 | 13 | ▲ 26 | 59,591 | 11.8 | 38,494 | 8,757 | 11,678 | 662 | ▲ 2,921 | |
| Apr-13 | 663 | 8.2 | 402 | 127 | 123 | 11 | 4 | 44,721 | 5.6 | 27,804 | 8,323 | 7,877 | 716 | 446 | |
| May-13 | 598 | 4.0 | 356 | 104 | 119 | 19 | ▲ 15 | 40,092 | 9.2 | 24,291 | 6,712 | 7,891 | 1,198 | ▲ 1,179 | |
| Jun-13 | 581 | ▲ 3.5 | 331 | 88 | 140 | 22 | ▲ 52 | 38,011 | ▲ 3.4 | 22,843 | 5,399 | 8,474 | 1,295 | ▲ 3,075 | |
| Jul-13 | 720 | 8.8 | 437 | 120 | 144 | 19 | ▲ 24 | 48,733 | 8.9 | 30,913 | 7,789 | 9,228 | 803 | ▲ 1,438 | |
| Aug-13 | 541 | ▲ 6.6 | 313 | 101 | 112 | 15 | ▲ 11 | 36,027 | ▲ 8.0 | 22,090 | 6,417 | 6,876 | 645 | ▲ 460 | |
| Sep-13 | 603 | 17.5 | 357 | 83 | 147 | 16 | ▲ 64 | 39,876 | 14.0 | 24,329 | 5,303 | 9,531 | 713 | ▲ 4,228 | |
| Oct-13 | 587 | 8.1 | 340 | 118 | 114 | 15 | 4 | 38,736 | 5.1 | 23,292 | 7,995 | 6,938 | 511 | 1,056 | |
| Nov-13 | 670 | 18.6 | 368 | 108 | 174 | 20 | ▲ 66 | 43,423 | 15.2 | 25,567 | 7,413 | 9,311 | 1,133 | ▲ 1,899 | |
| Dec-13 | 617 | 6.2 | 355 | 121 | 123 | 18 | ▲ 2 | 41,551 | 3.9 | 24,957 | 7,864 | 7,959 | 771 | ▲ 95 | |
| Jan-14 | 504 | 17.8 | 283 | 96 | 115 | 10 | ▲ 19 | 33,409 | 15.9 | 19,730 | 6,184 | 7,084 | 412 | ▲ 900 | |
| Feb-14 | 591 | 6.1 | 360 | 101 | 116 | 14 | ▲ 15 | 40,662 | 8.3 | 25,350 | 6,576 | 8,031 | 705 | ▲ 1,455 | |
| Mar-14 | 979 | 11.4 | 610 | 120 | 236 | 13 | ▲ 116 | 66,850 | 12.2 | 43,485 | 8,173 | 14,500 | 691 | ▲ 6,326 | |
| Apr-14 | 559 | ▲ 15.7 | 338 | 117 | 89 | 15 | 28 | 37,528 | ▲ 16.1 | 23,623 | 7,553 | 5,647 | 705 | 1,907 | |
| May-14 | 491 | ▲ 17.9 | 296 | 95 | 86 | 14 | 9 | 32,907 | ▲ 17.9 | 20,610 | 5,997 | 5,576 | 724 | 421 | |
| Jun-14 | 563 | ▲ 3.1 | 316 | 123 | 108 | 16 | 15 | 37,536 | ▲ 1.2 | 22,026 | 8,026 | 6,691 | 793 | 1,334 | |
| Jul-14 | 627 | ▲ 12.9 | 360 | 113 | 143 | 11 | ▲ 30 | 43,345 | ▲ 11.1 | 25,521 | 7,847 | 9,317 | 659 | ▲ 1,471 | |
| Aug-14 | 548 | 1.3 | 297 | 118 | 121 | 12 | ▲ 3 | 36,186 | 0.4 | 20,439 | 7,775 | 7,420 | 551 | 355 | |
| Sep-14 | 531 | ▲ 11.9 | 268 | 127 | 125 | 11 | 2 | 35,185 | ▲ 11.8 | 18,569 | 8,376 | 7,587 | 653 | 789 | |
| Oct-14 | 604 | 2.9 | 320 | 114 | 151 | 19 | ▲ 37 | 40,490 | 4.5 | 22,343 | 7,682 | 9,316 | 1,150 | ▲ 1,635 | |
| Nov-14 | 531 | ▲ 20.7 | 291 | 117 | 113 | 10 | 4 | 35,231 | ▲ 18.9 | 19,928 | 7,592 | 7,197 | 514 | 395 | |
| Dec-14 | 597 | ▲ 3.2 | 325 | 127 | 132 | 13 | ▲ 5 | 41,262 | ▲ 0.7 | 23,317 | 8,493 | 8,654 | 797 | ▲ 161 | |
| Jan-15 | 486 | ▲ 3.6 | 264 | 108 | 103 | 11 | 5 | 32,402 | ▲ 3.0 | 18,502 | 7,236 | 5,942 | 722 | 1,294 | |
| Feb-15 | 523 | ▲ 11.5 | 274 | 110 | 121 | 18 | ▲ 11 | 35,123 | ▲ 13.6 | 18,724 | 7,670 | 8,074 | 656 | ▲ 404 | |
| Mar-15 | 854 | ▲ 12.8 | 488 | 168 | 179 | 19 | ▲ 11 | 60,240 | ▲ 9.9 | 35,394 | 11,296 | 12,301 | 1,249 | ▲ 1,005 | |

4-3 Osaka Prefecture

| | Detached House | | | | | | | | | | | | | | | |
|--------|-------------------------|--|--|---------------------------------|----------------------------------|---|------------------------|--|--------------------------------|--|--|----------------------------------|---|---------|--|--|
| | numbers of transactions | change compared to year-earlier month(%) | numbers of transactions by transaction party | | | | | trend of transaction of Private Corporation (buy-sell) | gross area of transactions (㎡) | change compared to year-earlier month(%) | gross area of transactions by transaction party(㎡) | | | | | trend of transaction of Private Corporation (buy-sell) |
| | | | Individual→ Individual | Individual→ Private corporation | Private corporation → Individual | Private corporation → Private corporation | Individual→ Individual | | | | Individual→ Private corporation | Private corporation → Individual | Private corporation → Private corporation | | | |
| Apr-08 | 1,254 | | 742 | 274 | 216 | 21 | 59 | 145,806 | | 83,902 | 35,368 | 22,442 | 4,050 | 12,969 | | |
| May-08 | 1,195 | | 705 | 253 | 216 | 19 | 37 | 127,533 | | 74,486 | 28,039 | 21,824 | 2,995 | 6,215 | | |
| Jun-08 | 1,184 | | 683 | 221 | 252 | 28 | ▲ 31 | 135,034 | | 75,161 | 29,972 | 26,404 | 3,498 | 3,568 | | |
| Jul-08 | 1,278 | | 748 | 263 | 236 | 30 | 27 | 150,254 | | 88,378 | 34,673 | 23,166 | 3,884 | 11,506 | | |
| Aug-08 | 1,133 | | 689 | 236 | 191 | 17 | 45 | 124,774 | | 72,605 | 29,463 | 20,429 | 2,277 | 9,033 | | |
| Sep-08 | 1,093 | | 630 | 237 | 207 | 17 | 31 | 120,650 | | 69,065 | 26,300 | 22,292 | 2,845 | 4,045 | | |
| Oct-08 | 1,131 | | 701 | 201 | 215 | 13 | ▲ 14 | 129,736 | | 79,158 | 26,464 | 22,467 | 1,466 | 3,997 | | |
| Nov-08 | 1,067 | | 611 | 242 | 200 | 13 | 42 | 117,604 | | 68,640 | 27,846 | 19,741 | 1,300 | 8,105 | | |
| Dec-08 | 1,247 | | 765 | 246 | 222 | 14 | 24 | 140,421 | | 84,747 | 28,030 | 25,928 | 1,716 | 2,101 | | |
| Jan-09 | 862 | | 508 | 201 | 140 | 13 | 61 | 102,453 | | 57,197 | 21,015 | 14,681 | 9,560 | 6,334 | | |
| Feb-09 | 957 | | 529 | 210 | 196 | 21 | 15 | 114,954 | | 57,813 | 25,542 | 26,991 | 4,271 | ▲ 1,093 | | |
| Mar-09 | 1,584 | | 1,005 | 258 | 304 | 17 | ▲ 46 | 177,240 | | 110,417 | 33,710 | 30,756 | 2,357 | 2,955 | | |
| Apr-09 | 1,298 | 3.5 | 754 | 256 | 265 | 23 | ▲ 9 | 144,579 | ▲ 0.8 | 82,614 | 30,460 | 28,077 | 3,429 | 2,383 | | |
| May-09 | 1,086 | ▲ 9.1 | 641 | 208 | 225 | 12 | ▲ 17 | 137,210 | 7.6 | 70,255 | 30,149 | 22,846 | 13,960 | 7,304 | | |
| Jun-09 | 1,313 | 10.9 | 761 | 264 | 264 | 24 | 0 | 161,893 | 19.9 | 85,549 | 29,130 | 28,950 | 18,264 | 181 | | |
| Jul-09 | 1,328 | 3.9 | 774 | 291 | 241 | 20 | 51 | 142,238 | ▲ 5.3 | 82,818 | 33,366 | 23,392 | 2,399 | 10,038 | | |
| Aug-09 | 1,118 | ▲ 1.3 | 667 | 237 | 196 | 18 | 41 | 122,105 | ▲ 2.1 | 72,629 | 25,531 | 20,919 | 3,026 | 4,612 | | |
| Sep-09 | 1,145 | 4.8 | 634 | 286 | 205 | 19 | 82 | 134,287 | 11.3 | 72,911 | 34,869 | 21,777 | 4,618 | 13,204 | | |
| Oct-09 | 1,127 | ▲ 0.4 | 624 | 268 | 221 | 14 | 47 | 132,939 | 2.5 | 72,765 | 34,347 | 23,296 | 2,530 | 11,051 | | |
| Nov-09 | 1,215 | 13.9 | 708 | 253 | 236 | 18 | 17 | 139,228 | 18.4 | 76,196 | 35,908 | 23,814 | 3,310 | 12,094 | | |
| Dec-09 | 1,335 | 7.1 | 756 | 312 | 237 | 29 | 76 | 157,185 | 11.9 | 82,526 | 40,742 | 26,067 | 6,623 | 15,903 | | |
| Jan-10 | 927 | 7.5 | 515 | 236 | 159 | 17 | 77 | 113,421 | 10.7 | 63,656 | 29,251 | 16,615 | 3,898 | 12,636 | | |
| Feb-10 | 1,107 | 15.7 | 620 | 262 | 203 | 22 | 59 | 124,739 | 8.5 | 68,022 | 29,624 | 21,962 | 5,130 | 7,661 | | |
| Mar-10 | 1,562 | ▲ 1.4 | 927 | 348 | 268 | 19 | 80 | 181,200 | 2.2 | 104,864 | 44,785 | 29,403 | 2,148 | 15,382 | | |
| Apr-10 | 1,161 | ▲ 10.6 | 697 | 234 | 206 | 24 | 28 | 130,657 | ▲ 9.6 | 75,926 | 26,113 | 25,794 | 2,824 | 319 | | |
| May-10 | 1,101 | 1.4 | 640 | 244 | 201 | 16 | 43 | 127,875 | ▲ 6.8 | 72,211 | 29,652 | 23,603 | 2,408 | 6,049 | | |
| Jun-10 | 1,240 | ▲ 5.6 | 665 | 286 | 260 | 28 | 26 | 149,638 | ▲ 7.6 | 77,312 | 38,370 | 27,243 | 6,648 | 11,127 | | |
| Jul-10 | 1,236 | ▲ 6.9 | 690 | 316 | 204 | 25 | 112 | 140,542 | ▲ 1.2 | 77,699 | 37,155 | 22,335 | 3,279 | 14,820 | | |
| Aug-10 | 1,089 | ▲ 2.6 | 556 | 298 | 212 | 23 | 86 | 129,079 | 5.7 | 63,758 | 36,757 | 23,706 | 4,858 | 13,051 | | |
| Sep-10 | 1,204 | 5.2 | 664 | 289 | 220 | 31 | 69 | 145,218 | 8.1 | 78,468 | 35,655 | 24,792 | 6,304 | 10,863 | | |
| Oct-10 | 1,114 | ▲ 1.2 | 602 | 291 | 198 | 23 | 93 | 124,841 | ▲ 6.1 | 66,481 | 34,172 | 19,346 | 4,843 | 14,825 | | |
| Nov-10 | 1,206 | ▲ 0.7 | 649 | 306 | 226 | 25 | 80 | 135,517 | ▲ 2.7 | 70,400 | 36,303 | 24,518 | 4,296 | 11,785 | | |
| Dec-10 | 1,320 | ▲ 1.1 | 787 | 296 | 211 | 25 | 85 | 162,885 | 3.6 | 91,447 | 35,041 | 19,002 | 17,343 | 16,039 | | |
| Jan-11 | 885 | ▲ 4.5 | 475 | 251 | 144 | 15 | 107 | 101,653 | ▲ 10.4 | 56,133 | 26,242 | 15,872 | 3,405 | 10,370 | | |
| Feb-11 | 954 | ▲ 13.8 | 493 | 238 | 196 | 26 | 43 | 111,857 | ▲ 10.3 | 54,567 | 29,473 | 19,474 | 8,267 | 10,075 | | |
| Mar-11 | 1,633 | 4.5 | 928 | 394 | 283 | 27 | 112 | 194,457 | 7.3 | 104,656 | 47,072 | 36,703 | 5,869 | 10,526 | | |
| Apr-11 | 1,181 | 1.7 | 641 | 304 | 215 | 20 | 90 | 134,601 | 3.0 | 69,000 | 32,595 | 20,710 | 9,517 | 14,664 | | |
| May-11 | 1,148 | 4.3 | 617 | 292 | 209 | 30 | 83 | 135,648 | 6.1 | 69,065 | 32,399 | 22,502 | 11,682 | 9,897 | | |
| Jun-11 | 1,288 | 3.9 | 709 | 298 | 253 | 28 | 45 | 153,951 | 2.9 | 86,295 | 35,707 | 26,559 | 5,390 | 9,148 | | |
| Jul-11 | 1,157 | ▲ 6.4 | 616 | 313 | 208 | 19 | 105 | 134,927 | ▲ 4.0 | 71,214 | 38,317 | 23,293 | 1,834 | 15,024 | | |
| Aug-11 | 1,080 | ▲ 0.8 | 607 | 268 | 189 | 16 | 79 | 117,509 | ▲ 9.0 | 66,441 | 30,516 | 18,537 | 2,016 | 11,979 | | |
| Sep-11 | 1,160 | ▲ 3.7 | 588 | 328 | 222 | 21 | 106 | 132,061 | ▲ 9.1 | 67,513 | 38,957 | 21,838 | 3,497 | 17,119 | | |
| Oct-11 | 1,039 | ▲ 6.7 | 545 | 288 | 191 | 15 | 97 | 119,841 | ▲ 4.0 | 58,293 | 37,047 | 21,479 | 3,021 | 15,568 | | |
| Nov-11 | 1,172 | ▲ 2.8 | 647 | 296 | 211 | 18 | 85 | 134,006 | ▲ 1.1 | 70,088 | 35,079 | 21,406 | 7,434 | 13,673 | | |
| Dec-11 | 1,297 | ▲ 1.7 | 646 | 361 | 258 | 32 | 103 | 159,036 | ▲ 2.4 | 75,145 | 49,419 | 28,730 | 5,742 | 20,690 | | |
| Jan-12 | 882 | ▲ 0.3 | 461 | 242 | 164 | 15 | 78 | 102,000 | 0.3 | 52,300 | 30,674 | 15,515 | 3,511 | 15,158 | | |
| Feb-12 | 1,037 | 8.7 | 531 | 267 | 225 | 14 | 42 | 116,205 | 3.9 | 58,476 | 33,027 | 22,052 | 2,650 | 10,975 | | |
| Mar-12 | 1,595 | ▲ 2.3 | 856 | 396 | 320 | 23 | 76 | 182,438 | ▲ 6.2 | 93,915 | 51,322 | 33,708 | 3,492 | 17,615 | | |
| Apr-12 | 1,173 | ▲ 0.7 | 636 | 301 | 212 | 24 | 89 | 130,544 | ▲ 3.0 | 67,911 | 37,910 | 22,532 | 2,192 | 15,378 | | |
| May-12 | 1,150 | 0.2 | 623 | 308 | 201 | 18 | 107 | 128,126 | ▲ 5.5 | 68,837 | 36,666 | 18,959 | 3,664 | 17,707 | | |
| Jun-12 | 1,195 | ▲ 7.2 | 612 | 331 | 224 | 28 | 107 | 149,936 | ▲ 2.6 | 70,067 | 52,502 | 21,949 | 5,419 | 30,554 | | |
| Jul-12 | 1,211 | 4.7 | 673 | 299 | 217 | 22 | 82 | 149,205 | 10.6 | 72,844 | 50,717 | 21,966 | 3,677 | 28,751 | | |
| Aug-12 | 1,143 | 5.8 | 586 | 325 | 221 | 11 | 104 | 136,762 | 16.4 | 66,838 | 41,631 | 26,454 | 1,839 | 15,177 | | |
| Sep-12 | 1,147 | ▲ 1.1 | 552 | 321 | 240 | 34 | 81 | 145,091 | 9.9 | 63,656 | 50,720 | 24,778 | 5,936 | 25,942 | | |
| Oct-12 | 1,240 | 19.3 | 613 | 349 | 247 | 31 | 102 | 150,219 | 25.3 | 70,282 | 41,865 | 24,992 | 13,081 | 16,873 | | |
| Nov-12 | 1,232 | 5.1 | 646 | 303 | 263 | 20 | 40 | 142,658 | 6.5 | 72,623 | 37,544 | 27,210 | 5,281 | 10,334 | | |
| Dec-12 | 1,224 | ▲ 5.6 | 662 | 297 | 245 | 20 | 52 | 142,871 | ▲ 10.2 | 74,920 | 39,721 | 25,780 | 2,450 | 13,941 | | |
| Jan-13 | 887 | 0.6 | 457 | 259 | 151 | 20 | 108 | 113,277 | 11.1 | 55,562 | 36,118 | 16,204 | 5,393 | 19,914 | | |
| Feb-13 | 1,054 | 1.6 | 564 | 279 | 196 | 15 | 83 | 127,733 | 9.9 | 65,818 | 40,332 | 19,111 | 2,473 | 21,221 | | |
| Mar-13 | 1,602 | 0.4 | 848 | 393 | 333 | 26 | 62 | 185,393 | 1.6 | 99,423 | 47,379 | 34,667 | 3,832 | 12,806 | | |
| Apr-13 | 1,187 | 1.2 | 652 | 288 | 227 | 20 | 61 | 133,671 | 2.4 | 70,140 | 37,275 | 23,547 | 2,709 | 13,728 | | |
| May-13 | 1,175 | 2.2 | 616 | 294 | 243 | 22 | 51 | 129,601 | 1.2 | 67,662 | 31,639 | 27,374 | 2,926 | 4,265 | | |
| Jun-13 | 1,276 | 6.8 | 653 | 373 | 218 | 32 | 155 | 147,467 | ▲ 1.6 | 73,674 | 43,705 | 23,573 | 6,515 | 20,132 | | |
| Jul-13 | 1,168 | ▲ 3.6 | 621 | 295 | 229 | 23 | 66 | 135,682 | ▲ 9.1 | 68,074 | 37,006 | 24,160 | 6,441 | 12,846 | | |
| Aug-13 | 1,117 | ▲ 2.3 | 547 | 332 | 208 | 29 | 125 | 131,150 | ▲ 4.1 | 62,002 | 39,903 | 20,690 | 8,516 | 19,252 | | |
| Sep-13 | 1,151 | 0.3 | 573 | 335 | 218 | 24 | 117 | 135,992 | ▲ 6.3 | 65,978 | 42,827 | 21,575 | 5,441 | 21,252 | | |
| Oct-13 | 1,180 | ▲ 4.8 | 584 | 376 | 186 | 34 | 190 | 131,964 | ▲ 12.2 | 64,011 | 44,293 | 19,065 | 4,595 | 25,228 | | |
| Nov-13 | 1,191 | ▲ 3.3 | 602 | 358 | 201 | 30 | 157 | 153,778 | 7.8 | 70,500 | 45,334 | 21,213 | 16,731 | 24,121 | | |
| Dec-13 | 1,249 | 2.0 | 618 | 362 | 235 | 34 | 127 | 150,278 | 5.2 | 73,328 | 45,047 | 27,134 | 4,769 | 17,912 | | |
| Jan-14 | 872 | ▲ 1.7 | 463 | 259 | 135 | 15 | 124 | 102,662 | ▲ 9.4 | 54,506 | 27,837 | 17,721 | 2,598 | 10,117 | | |
| Feb-14 | 1,195 | 13.4 | 600 | 345 | 232 | 18 | 113 | 139,307 | 9.1 | 68,244 | 44,950 | 23,636 | 2,478 | 21,314 | | |
| Mar-14 | 1,762 | 10.0 | 981 | 439 | 307 | 34 | 133 | 205,788 | 11.0 | 112,585 | 54,364 | 32,343 | 6,241 | 22,276 | | |
| Apr-14 | 1,013 | ▲ 14.7 | 526 | 265 | 187 | 35 | 78 | 115,634 | ▲ 13.5 | 59,619 | 31,980 | 19,092 | 4,944 | 12,888 | | |
| May-14 | 1,081 | ▲ 8.0 | 541 | 327 | 197 | 16 | 130 | 126,610 | ▲ 2.3 | 58,618 | 43,043 | 21,649 | 3,299 | 21,394 | | |
| Jun-14 | 1,214 | ▲ 4.9 | 618 | 344 | 227 | 25 | 117 | 141,623 | ▲ 4.0 | 72,699 | 41,816 | 23,096 | 4,012 | 18,720 | | |
| Jul-14 | 1,188 | 1.7 | 587 | 363 | 217 | 21 | 146 | 137,350 | 1.2 | 66,196 | 42,738 | 22,529 | 5,886 | 20,209 | | |
| Aug-14 | 975 | ▲ 12.7 | 456 | 297 | 200 | 21 | 98 | 112,875 | ▲ 13.9 | 50,943 | 35,978 | 20,674 | 5,018 | 15,565 | | |
| Sep-14 | 1,103 | ▲ 4.2 | 542 | 311 | 207 | 43 | 104 | 138,828 | 2.1 | 65,437 | 43,853 | 22,830 | 6,709 | 21,023 | | |
| Oct-14 | 1,116 | ▲ 5.4 | 533 | 342 | 211 | 29 | 131 | 128,942 | ▲ 2.3 | 57,742 | 43,882 | 21,759 | 5,279 | 22,124 | | |
| Nov-14 | 1,100 | ▲ 7.6 | 572 | 304 | 207 | 17 | 97 | 134,380 | ▲ 12.6 | 62,668 | 45,607 | 22,286 | 3,819 | 23,320 | | |
| Dec-14 | 1,330 | 6.5 | 656 | 403 | 243 | 28 | 160 | 162,197 | 7.9 | 74,924 | 55,319 | 26,892 | 5,063 | 28,427 | | |
| Jan-15 | 916 | 5.0 | 459 | 282 | 160 | 15 | 122 | 107,024 | 4.2 | 51,774 | 36,573 | 17,194 | 1,483 | 19,379 | | |
| Feb-15 | 1,031 | ▲ 13.7 | 511 | 272 | 215 | 33 | 57 | 123,280 | ▲ 11.5 | 59,591 | 34,395 | 24,011 | 5,283 | 10,383 | | |
| | | | | | | | | | | | | | | | | |

4-3 Osaka Prefecture

| | | Condominiums | | | | | | | | | | | | | | |
|--------|-------------------------|--|-----------------------|--------------------------------|--------------------------------|---|--|--|--|-----------------------|--------------------------------|--------------------------------|---|--|--|--|
| | | numbers of transactions by transaction party | | | | | | | gross area of transactions by transaction party(m ²) | | | | | | | |
| month | numbers of transactions | change compared to year-earlier month(%) | Individual→Individual | Individual→Private corporation | Private corporation→Individual | Private corporation→Private corporation | trend of transaction of Private Corporation (buy-sell) | gross area of transactions (m ²) | change compared to year-earlier month(%) | Individual→Individual | Individual→Private corporation | Private corporation→Individual | Private corporation→Private corporation | trend of transaction of Private Corporation (buy-sell) | | |
| Apr-08 | 1,417 | | 871 | 206 | 309 | 31 | ▲103 | 87,596 | | 56,619 | 12,021 | 17,228 | 1,729 | ▲5,207 | | |
| May-08 | 1,271 | | 801 | 165 | 273 | 32 | ▲108 | 76,674 | | 51,114 | 9,467 | 14,130 | 1,962 | ▲4,663 | | |
| Jun-08 | 1,289 | | 783 | 173 | 312 | 21 | ▲139 | 79,544 | | 50,483 | 9,907 | 17,607 | 1,546 | ▲7,700 | | |
| Jul-08 | 1,433 | | 846 | 216 | 331 | 40 | ▲115 | 90,095 | | 54,805 | 13,408 | 19,618 | 2,264 | ▲6,209 | | |
| Aug-08 | 1,262 | | 710 | 180 | 332 | 40 | ▲152 | 77,979 | | 46,448 | 10,667 | 18,545 | 2,318 | ▲7,878 | | |
| Sep-08 | 1,227 | | 697 | 186 | 319 | 25 | ▲133 | 77,090 | | 45,446 | 11,221 | 19,079 | 1,344 | ▲7,858 | | |
| Oct-08 | 1,380 | | 772 | 210 | 359 | 38 | ▲149 | 86,176 | | 49,572 | 12,384 | 21,864 | 2,282 | ▲9,480 | | |
| Nov-08 | 1,249 | | 721 | 199 | 307 | 21 | ▲108 | 78,845 | | 46,942 | 11,999 | 18,669 | 1,160 | ▲6,669 | | |
| Dec-08 | 1,462 | | 732 | 311 | 355 | 64 | ▲44 | 89,791 | | 47,590 | 18,122 | 20,161 | 3,918 | ▲2,039 | | |
| Jan-09 | 1,047 | | 527 | 210 | 282 | 26 | ▲70 | 66,190 | | 35,102 | 12,905 | 16,605 | 1,429 | ▲3,550 | | |
| Feb-09 | 1,283 | | 713 | 164 | 373 | 33 | ▲209 | 79,725 | | 46,499 | 9,355 | 21,801 | 2,071 | ▲12,446 | | |
| Mar-09 | 1,992 | | 1,122 | 214 | 615 | 41 | ▲401 | 127,795 | | 75,597 | 12,741 | 37,027 | 2,430 | ▲24,286 | | |
| Apr-09 | 1,504 | ▲6.1 | 799 | 185 | 499 | 21 | ▲314 | 93,947 | 7.2 | 51,699 | 10,497 | 30,696 | 1,055 | ▲20,199 | | |
| May-09 | 1,244 | ▲2.1 | 688 | 137 | 399 | 20 | ▲282 | 77,057 | 0.5 | 44,593 | 8,215 | 23,365 | 884 | ▲15,150 | | |
| Jun-09 | 1,501 | ▲16.4 | 791 | 210 | 459 | 41 | ▲249 | 91,692 | 15.3 | 51,046 | 12,305 | 26,244 | 2,098 | ▲13,939 | | |
| Jul-09 | 1,561 | ▲8.9 | 807 | 218 | 487 | 49 | ▲269 | 95,386 | 5.9 | 52,319 | 12,544 | 28,212 | 2,312 | ▲15,668 | | |
| Aug-09 | 1,390 | ▲10.1 | 696 | 185 | 425 | 84 | ▲240 | 84,904 | 8.9 | 45,408 | 11,143 | 23,548 | 4,805 | ▲12,405 | | |
| Sep-09 | 1,813 | ▲7.8 | 739 | 587 | 425 | 61 | ▲163 | 108,957 | 41.3 | 48,830 | 33,562 | 23,600 | 2,887 | ▲10,040 | | |
| Oct-09 | 1,449 | ▲5.0 | 797 | 206 | 414 | 32 | ▲208 | 88,903 | 3.2 | 51,354 | 12,787 | 23,160 | 1,602 | ▲10,373 | | |
| Nov-09 | 1,522 | ▲21.9 | 794 | 197 | 494 | 37 | ▲297 | 95,285 | 20.9 | 51,760 | 12,462 | 29,144 | 1,919 | ▲16,682 | | |
| Dec-09 | 1,547 | ▲5.8 | 754 | 220 | 530 | 42 | ▲309 | 93,995 | 4.7 | 48,997 | 12,648 | 29,799 | 2,487 | ▲17,087 | | |
| Jan-10 | 1,208 | ▲15.4 | 639 | 187 | 348 | 34 | ▲161 | 74,500 | 12.6 | 41,086 | 11,258 | 20,248 | 1,908 | ▲8,990 | | |
| Feb-10 | 1,357 | ▲5.8 | 659 | 200 | 457 | 41 | ▲257 | 81,275 | 1.9 | 42,667 | 11,738 | 25,009 | 1,861 | ▲13,271 | | |
| Mar-10 | 2,071 | ▲4.0 | 1,148 | 264 | 607 | 52 | ▲343 | 129,867 | 1.6 | 76,450 | 15,407 | 35,056 | 2,954 | ▲19,650 | | |
| Apr-10 | 1,591 | ▲5.8 | 865 | 229 | 463 | 34 | ▲234 | 98,076 | 4.4 | 55,853 | 13,820 | 26,569 | 1,834 | ▲12,749 | | |
| May-10 | 1,292 | ▲3.9 | 714 | 181 | 376 | 21 | ▲195 | 79,407 | 3.0 | 45,953 | 10,623 | 21,712 | 1,119 | ▲11,089 | | |
| Jun-10 | 1,500 | ▲0.1 | 747 | 232 | 482 | 39 | ▲250 | 91,216 | ▲0.5 | 48,234 | 13,315 | 27,238 | 2,429 | ▲13,923 | | |
| Jul-10 | 1,515 | ▲2.9 | 820 | 236 | 434 | 25 | ▲198 | 92,804 | ▲2.7 | 52,590 | 13,966 | 24,960 | 1,287 | ▲10,994 | | |
| Aug-10 | 1,359 | ▲2.2 | 677 | 236 | 409 | 37 | ▲173 | 82,127 | ▲3.3 | 43,668 | 13,800 | 22,729 | 1,929 | ▲8,929 | | |
| Sep-10 | 1,636 | ▲9.8 | 753 | 234 | 580 | 69 | ▲346 | 97,820 | ▲10.2 | 48,233 | 13,717 | 31,952 | 3,918 | ▲18,236 | | |
| Oct-10 | 1,409 | ▲2.8 | 708 | 260 | 403 | 38 | ▲143 | 84,404 | ▲5.1 | 44,956 | 15,426 | 21,784 | 2,239 | ▲6,357 | | |
| Nov-10 | 1,529 | ▲0.5 | 778 | 287 | 427 | 37 | ▲140 | 92,155 | ▲3.3 | 50,079 | 16,686 | 23,330 | 2,060 | ▲6,644 | | |
| Dec-10 | 1,642 | ▲6.1 | 789 | 256 | 553 | 44 | ▲297 | 99,827 | 6.2 | 49,976 | 14,724 | 32,658 | 2,469 | ▲17,934 | | |
| Jan-11 | 1,083 | ▲10.3 | 573 | 193 | 293 | 24 | ▲100 | 65,310 | ▲12.3 | 36,187 | 11,635 | 18,567 | 921 | ▲4,931 | | |
| Feb-11 | 1,547 | ▲14.0 | 679 | 235 | 587 | 46 | ▲352 | 94,637 | 16.4 | 42,995 | 13,850 | 35,174 | 2,618 | ▲21,323 | | |
| Mar-11 | 2,171 | ▲4.8 | 1,180 | 343 | 614 | 34 | ▲271 | 135,613 | 4.4 | 78,396 | 20,219 | 34,843 | 2,155 | ▲14,624 | | |
| Apr-11 | 1,439 | ▲9.6 | 733 | 285 | 395 | 26 | ▲110 | 84,628 | ▲13.7 | 47,118 | 16,120 | 19,939 | 1,452 | ▲3,819 | | |
| May-11 | 1,325 | ▲2.6 | 704 | 244 | 344 | 33 | ▲100 | 79,224 | ▲0.2 | 45,225 | 14,504 | 17,511 | 1,984 | ▲3,007 | | |
| Jun-11 | 1,531 | ▲2.1 | 775 | 292 | 422 | 42 | ▲130 | 89,669 | ▲1.7 | 48,332 | 17,169 | 21,846 | 2,321 | ▲4,677 | | |
| Jul-11 | 1,450 | ▲4.3 | 737 | 281 | 407 | 25 | ▲126 | 84,402 | ▲9.1 | 46,246 | 16,069 | 20,924 | 1,163 | ▲4,856 | | |
| Aug-11 | 1,517 | ▲11.6 | 676 | 289 | 389 | 163 | ▲100 | 85,190 | 3.7 | 43,572 | 16,939 | 20,374 | 4,305 | ▲3,435 | | |
| Sep-11 | 1,434 | ▲12.3 | 707 | 268 | 418 | 41 | ▲150 | 84,149 | ▲14.0 | 45,874 | 15,465 | 20,861 | 1,949 | ▲5,396 | | |
| Oct-11 | 1,445 | ▲2.6 | 675 | 293 | 436 | 41 | ▲143 | 82,251 | ▲2.6 | 42,025 | 16,633 | 21,584 | 2,009 | ▲4,952 | | |
| Nov-11 | 1,450 | ▲5.2 | 698 | 275 | 436 | 41 | ▲161 | 84,254 | ▲8.6 | 44,924 | 16,089 | 21,240 | 2,001 | ▲5,152 | | |
| Dec-11 | 1,635 | ▲0.4 | 749 | 311 | 498 | 77 | ▲187 | 93,756 | ▲6.1 | 48,081 | 17,646 | 24,578 | 3,452 | ▲6,933 | | |
| Jan-12 | 1,066 | ▲1.6 | 552 | 210 | 274 | 30 | ▲64 | 62,522 | ▲4.3 | 35,188 | 11,650 | 14,245 | 1,439 | ▲2,595 | | |
| Feb-12 | 1,413 | ▲8.7 | 648 | 249 | 469 | 47 | ▲220 | 84,226 | ▲11.0 | 42,105 | 13,503 | 26,151 | 2,468 | ▲12,648 | | |
| Mar-12 | 2,066 | ▲4.8 | 1,118 | 343 | 534 | 71 | ▲191 | 127,747 | ▲5.8 | 74,761 | 19,940 | 29,391 | 3,656 | ▲9,451 | | |
| Apr-12 | 1,537 | ▲6.8 | 871 | 273 | 357 | 36 | ▲84 | 92,138 | 8.9 | 56,499 | 15,072 | 18,902 | 1,665 | ▲3,830 | | |
| May-12 | 1,390 | ▲4.9 | 704 | 289 | 357 | 40 | ▲88 | 82,575 | 4.2 | 45,230 | 15,884 | 19,094 | 2,367 | ▲3,211 | | |
| Jun-12 | 1,466 | ▲4.2 | 772 | 294 | 359 | 41 | ▲65 | 88,829 | ▲0.9 | 49,510 | 16,988 | 20,151 | 2,180 | ▲3,163 | | |
| Jul-12 | 1,390 | ▲4.1 | 737 | 281 | 331 | 41 | ▲50 | 83,907 | ▲0.6 | 48,226 | 15,938 | 17,749 | 1,995 | ▲1,811 | | |
| Aug-12 | 1,419 | ▲6.5 | 648 | 310 | 428 | 33 | ▲118 | 82,275 | ▲3.4 | 41,851 | 17,692 | 21,418 | 1,314 | ▲3,726 | | |
| Sep-12 | 1,373 | ▲4.3 | 682 | 282 | 355 | 53 | ▲74 | 82,342 | ▲2.1 | 44,858 | 16,308 | 18,592 | 2,520 | ▲2,348 | | |
| Oct-12 | 1,734 | ▲20.0 | 727 | 566 | 380 | 59 | ▲188 | 98,856 | 20.2 | 46,690 | 28,416 | 20,676 | 2,916 | ▲7,897 | | |
| Nov-12 | 1,594 | ▲9.9 | 770 | 347 | 426 | 51 | ▲79 | 93,235 | 10.7 | 50,078 | 19,339 | 21,449 | 2,369 | ▲2,110 | | |
| Dec-12 | 1,440 | ▲11.9 | 724 | 266 | 390 | 60 | ▲124 | 82,847 | ▲11.6 | 46,181 | 14,647 | 19,224 | 2,795 | ▲4,577 | | |
| Jan-13 | 1,101 | ▲3.3 | 535 | 244 | 281 | 41 | ▲37 | 65,172 | 4.2 | 34,807 | 13,951 | 14,696 | 1,718 | ▲745 | | |
| Feb-13 | 1,362 | ▲3.6 | 698 | 261 | 352 | 51 | ▲91 | 80,208 | ▲4.8 | 44,548 | 14,811 | 18,393 | 2,456 | ▲3,582 | | |
| Mar-13 | 2,114 | ▲2.3 | 1,197 | 350 | 504 | 63 | ▲154 | 129,743 | 1.6 | 79,872 | 20,774 | 26,410 | 2,687 | ▲5,636 | | |
| Apr-13 | 1,665 | ▲8.3 | 916 | 313 | 397 | 39 | ▲84 | 100,763 | 9.4 | 60,078 | 17,464 | 21,511 | 1,710 | ▲4,048 | | |
| May-13 | 1,536 | ▲10.5 | 787 | 324 | 371 | 54 | ▲47 | 90,763 | 9.9 | 51,081 | 18,351 | 19,360 | 1,971 | ▲1,008 | | |
| Jun-13 | 1,547 | ▲5.5 | 790 | 303 | 401 | 51 | ▲98 | 92,040 | 3.6 | 51,205 | 17,410 | 21,208 | 2,079 | ▲3,798 | | |
| Jul-13 | 1,642 | ▲18.1 | 795 | 370 | 432 | 44 | ▲62 | 98,104 | 16.9 | 52,012 | 21,159 | 22,626 | 2,231 | ▲1,467 | | |
| Aug-13 | 1,384 | ▲2.5 | 704 | 291 | 348 | 37 | ▲56 | 84,517 | 2.7 | 46,451 | 16,465 | 19,223 | 2,076 | ▲2,690 | | |
| Sep-13 | 1,521 | ▲10.8 | 704 | 424 | 342 | 51 | ▲82 | 90,384 | 9.8 | 45,146 | 23,993 | 18,540 | 2,705 | ▲5,454 | | |
| Oct-13 | 1,535 | ▲11.5 | 694 | 335 | 463 | 43 | ▲128 | 87,987 | ▲11.0 | 44,014 | 19,353 | 23,105 | 1,515 | ▲3,753 | | |
| Nov-13 | 1,628 | ▲2.1 | 720 | 459 | 408 | 41 | ▲51 | 96,751 | 3.8 | 47,909 | 26,651 | 19,563 | 2,629 | 7,088 | | |
| Dec-13 | 1,670 | ▲16.0 | 778 | 387 | 452 | 53 | ▲65 | 95,252 | 15.0 | 50,240 | 21,426 | 21,169 | 2,418 | ▲257 | | |
| Jan-14 | 1,313 | ▲19.3 | 602 | 364 | 305 | 42 | ▲59 | 75,846 | 16.4 | 38,985 | 19,736 | 15,140 | 1,984 | ▲4,595 | | |
| Feb-14 | 1,606 | ▲17.9 | 728 | 329 | 498 | 51 | ▲169 | 92,242 | 15.0 | 46,983 | 18,119 | 25,312 | 1,828 | ▲7,193 | | |
| Mar-14 | 2,663 | ▲26.0 | 1,298 | 487 | 816 | 61 | ▲329 | 162,408 | 25.2 | 86,751 | 27,486 | 44,579 | 3,501 | ▲17,093 | | |
| Apr-14 | 1,523 | ▲8.5 | 778 | 362 | 335 | 48 | ▲27 | 88,959 | ▲11.7 | 51,330 | 18,664 | 16,728 | 2,236 | 1,936 | | |
| May-14 | 1,406 | ▲8.5 | 657 | 335 | 363 | 50 | ▲28 | 80,940 | ▲10.8 | 42,859 | 18,343 | 17,316 | 2,348 | 1,027 | | |
| Jun-14 | 1,518 | ▲1.9 | 715 | 330 | 434 | 38 | ▲104 | 88,564 | ▲3.8 | 46,890 | 18,268 | 21,459 | 1,864 | ▲3,190 | | |
| Jul-14 | 1,546 | ▲5.8 | 698 | 389 | 400 | 57 | ▲11 | 88,208 | ▲10.1 | 45,705 | 20,565 | 19,249 | 2,538 | 1,316 | | |
| Aug-14 | 1,352 | ▲2.3 | 603 | 331 | 355 | 63 | ▲24 | 77,855 | ▲7.9 | 38,910 | 17,773 | 18,613 | 2,558 | ▲841 | | |
| Sep-14 | 1,502 | ▲1.2 | 677 | 356 | 391 | 75 | ▲35 | 85,571 | ▲5.3 | 43,631 | 19,819 | 18,710 | 3,185 | 1,108 | | |
| Oct-14 | 1,477 | ▲3.8 | 659 | 352 | 414 | 51 | ▲61 | 86,232 | ▲2.0 | 42,695 | 19,453 | 21,570 | 2,439 | ▲2,041 | | |
| Nov-14 | 1,509 | ▲7.3 | 703 | 339 | 406 | 59 | ▲67 | 87,741 | ▲9.3 | 45,911 | 18,136 | 20,653 | 2,890 | ▲2,516 | | |
| Dec-14 | 1,701 | ▲1.9 | 781 | 390 | 446 | 83 | ▲56 | 97,137 | 2.0 | 50,200 | 22,253 | 21,305 | 3,296 | 948 | | |
| Jan-15 | 1,240 | ▲5.6 | 563 | 306 | 335 | 34 | ▲29 | 71,880 | ▲5.2 | 36,223 | 17,158 | 16,653 | 1,696 | 505 | | |
| Feb-15 | 1,440 | ▲4.1 | 659 | 333 | 483 | 64 | ▲150 | 86,757 | ▲5.9 | 42,566</ | | | | | | |