

MINISTRY OF TRANSPORT MARITIME AFFAIRS AND COMMUNICATIONS

GENERAL DIRECTORATE OF SHIPYARDS AND COASTAL STRUCTURES

SAFE AND ENVIRONMENTALLY SOUND SHIP RECYCLING  
MARITIME ADMINISTRATION PERSPECTIVE


Republic of Turkey  
Ministry of Transport, Maritime Affairs and Communications  
0212 292 00 00

**CONTENT**


Overview of the Turkish Maritime Industry and Ship Recycling Industry  
 Perspective on early ratification  
 Next milestones



STATUS OF THE HONG KONG CONVENTION



# MINISTRY OF TRANSPORT MARITIME AFFAIRS AND COMMUNICATIONS



## GENERAL DIRECTORATE OF SHIPYARDS AND COASTAL STRUCTURES

### SAFE AND ENVIRONMENTALLY SOUND SHIP RECYCLING MARITIME ADMINISTRATION PERSPECTIVE



Republic of Turkey  
Ministry of Transport Maritime Affairs  
and Communications

# CONTENT

Overview of the Turkish Maritime Industry and Ship Recycling Industry

Perspective on early ratification

Next milestones





# Turkey as a maritime nation

EMPLOYMENT IN SHIPBUILDING INDUSTRY			
SECTOR	2003	2007	2014
Shipyard	14.000	33.480	21.300
Sub-Industry	42.000	100.440	63.000
Ship recycling yards	between 600 to 1500		
Sub-Industry	between 3000 to 8500		

	Number	In use/ Built / Planned Capacity
Port	210	145,8 / 278,2 / 312,5 mil. ton liquid bulk
		182,8 / 360,3 / 444,8 mil. ton dry bulk
		8,1/22,1 / 42,6 mil. TEU
		Total: 415,5 / 948 / 1.358,9 mil. Ton.
Shipyard	77	0,1 / 4,2 / 7,1 million DWT
Coastal structures for fisheries	384	25.081 / 34.331 no. of boat
Boat and yacht builder	235 (coast)	
	457 (in land)	
Fishing vessel facilities	33	

Ship recycling yards	between 600 to 1500
Sub-Industry	between 3000 to 8500

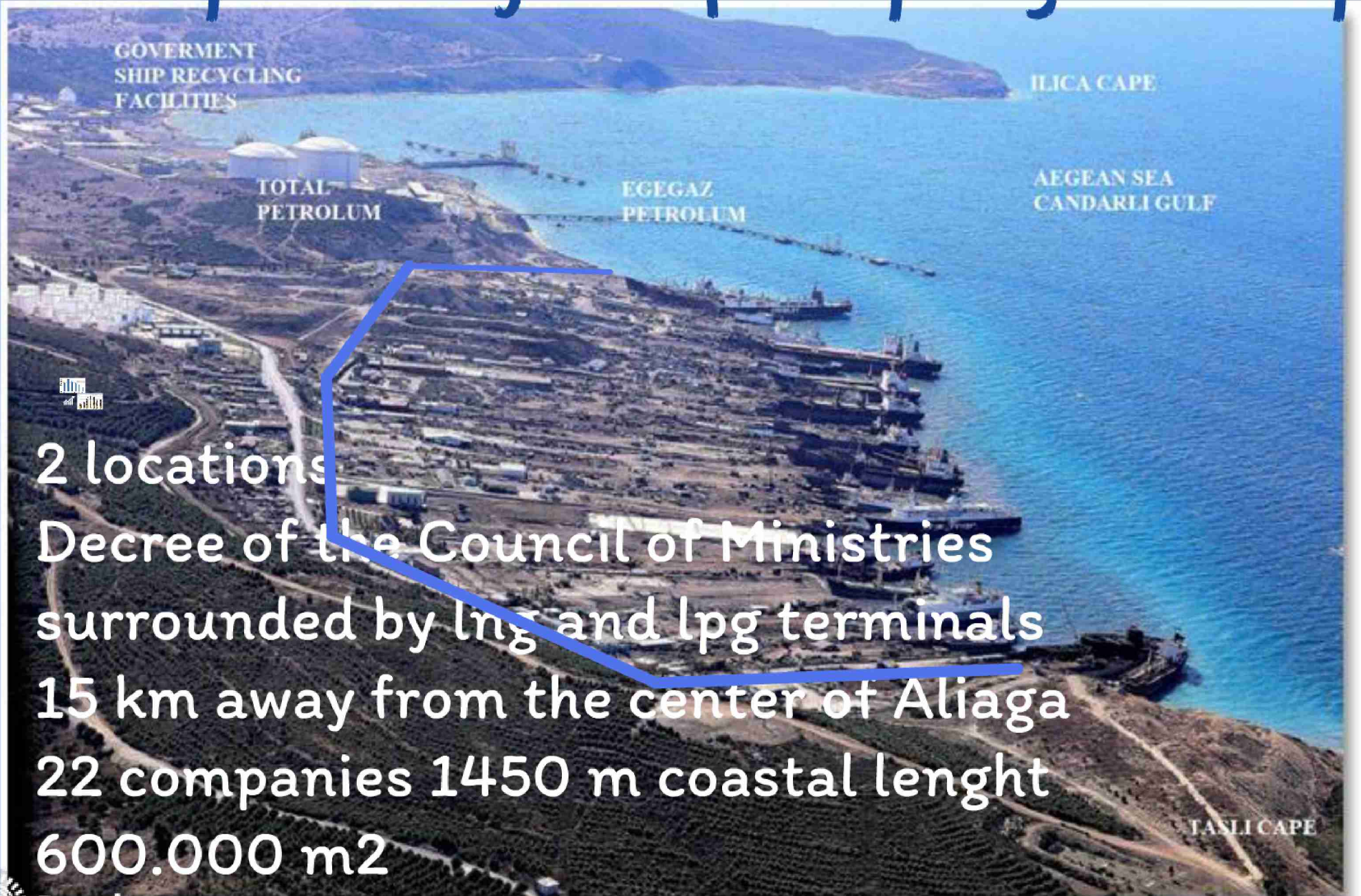
	Number	In use/ Built / Planned Capacity
Port	210	145,8 / 278,2 / 312,5 mil. ton liquid bulk 182,8 / 360,3 / 444,8 mil.ton dry bulk 8,1/22,1 / 42,6 mil. TEU Total: 415,5 / 948 / 1.358,9 mil. Ton.
Shipyard	77	0,1 / 4,2 / 7,1 million DWT
Coastal structures for fisheries	384	25.081 / 34.331 no. of boat
Boat and yatch builder	235 (coast) 457 (in land)	
Fishing vessel facilities	33	
Ship recycling facilities	22	0,6 /1 million/1.2 million LDT

## EMPLOYMENT IN SHIPBUILDING INDUSTRY

SECTOR	2003	2007	2014
Shipyard	14.000	33.480	21.300
Sub-Industry	42.000	100.440	63.000
Ship recycling yards	between 600 to 1500		
Sub-Industry	between 3000 to 8500		



# Turkey as a major ship recycling country



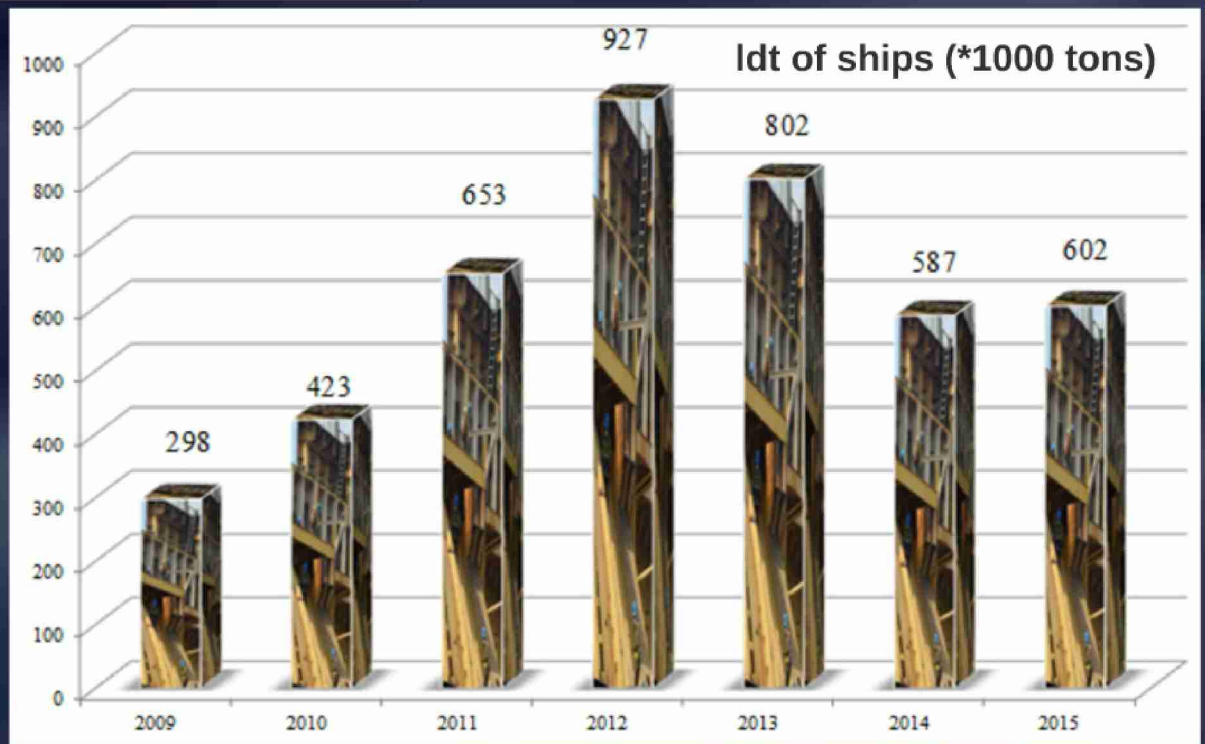
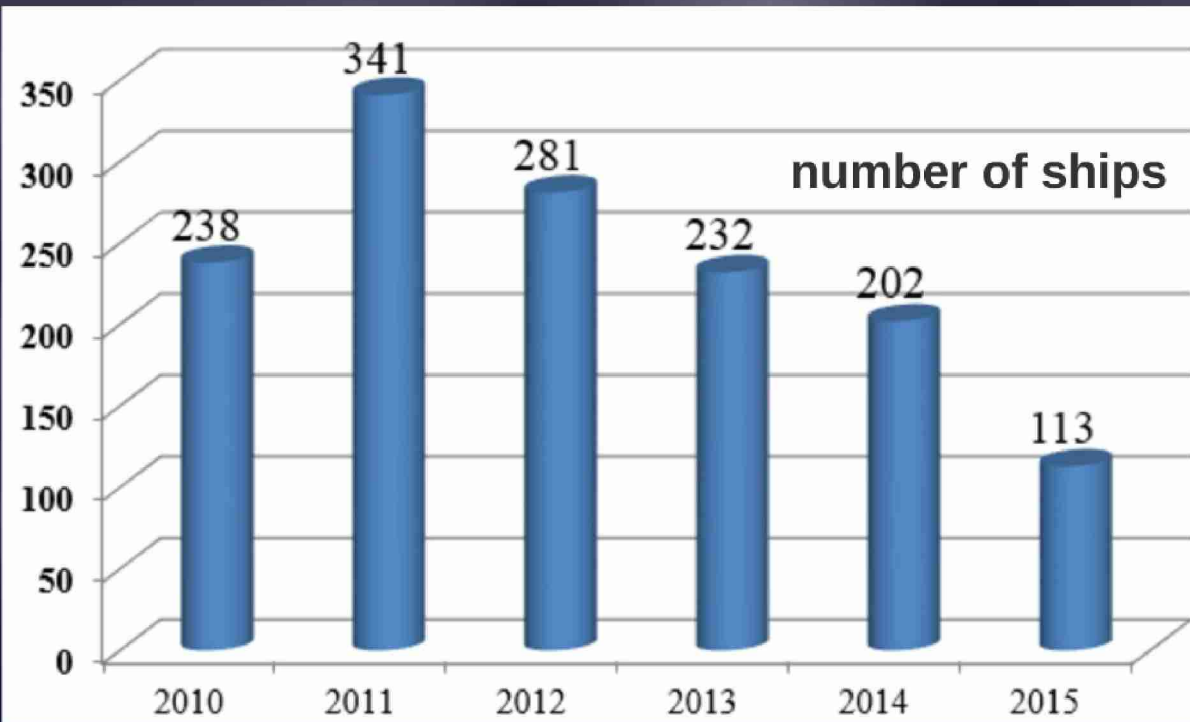
2 locations

Decree of the Council of Ministries  
surrounded by lng and lpg terminals

15 km away from the center of Aliaga

22 companies 1450 m coastal length

600.000 m<sup>2</sup>






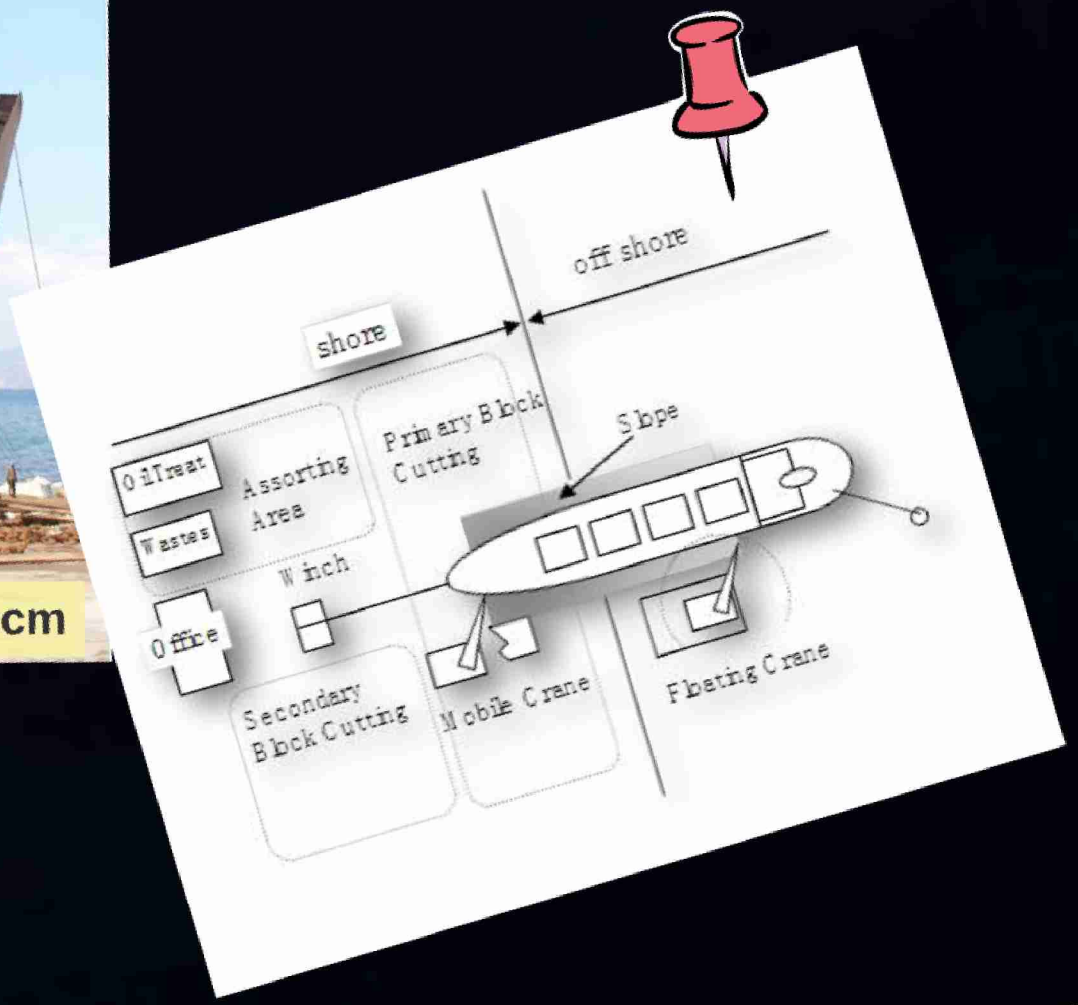


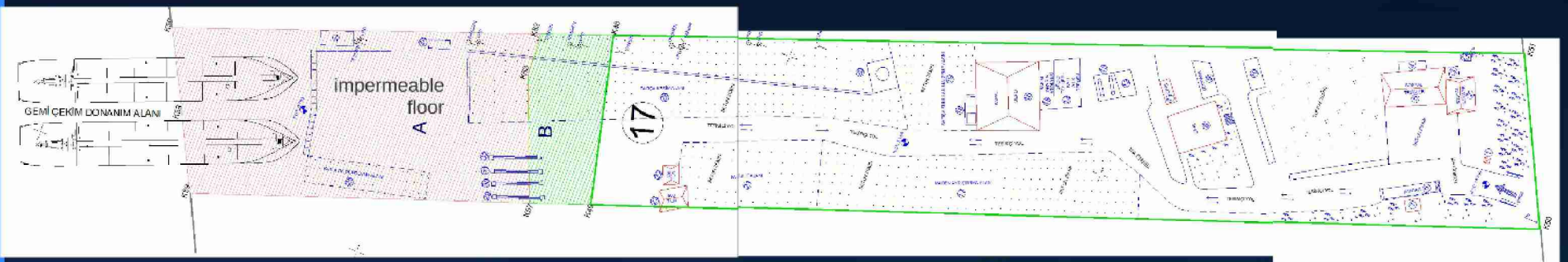
## Kilimli Ship Recycling and Ship Building Area

**extra recycling capacity between half million up to 1 million LDT per year.**



**MAXIMUM TIDE - YEARLY 25-45 cm**

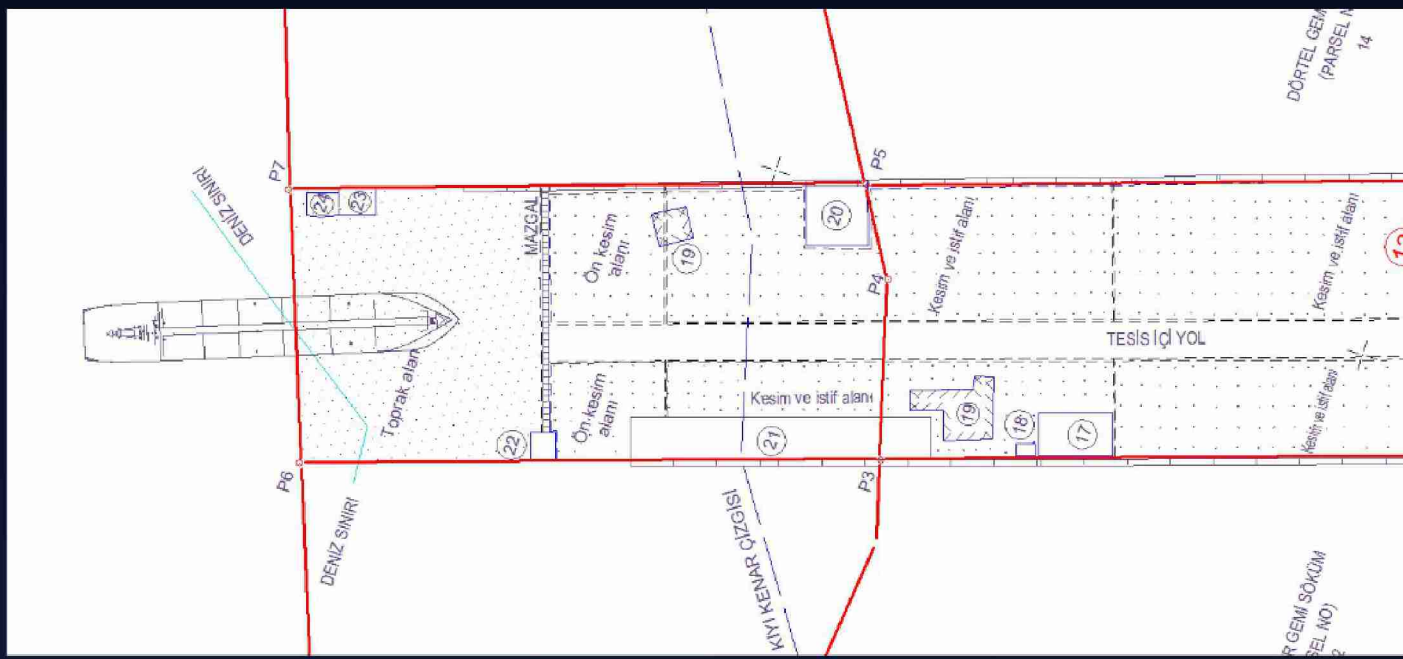
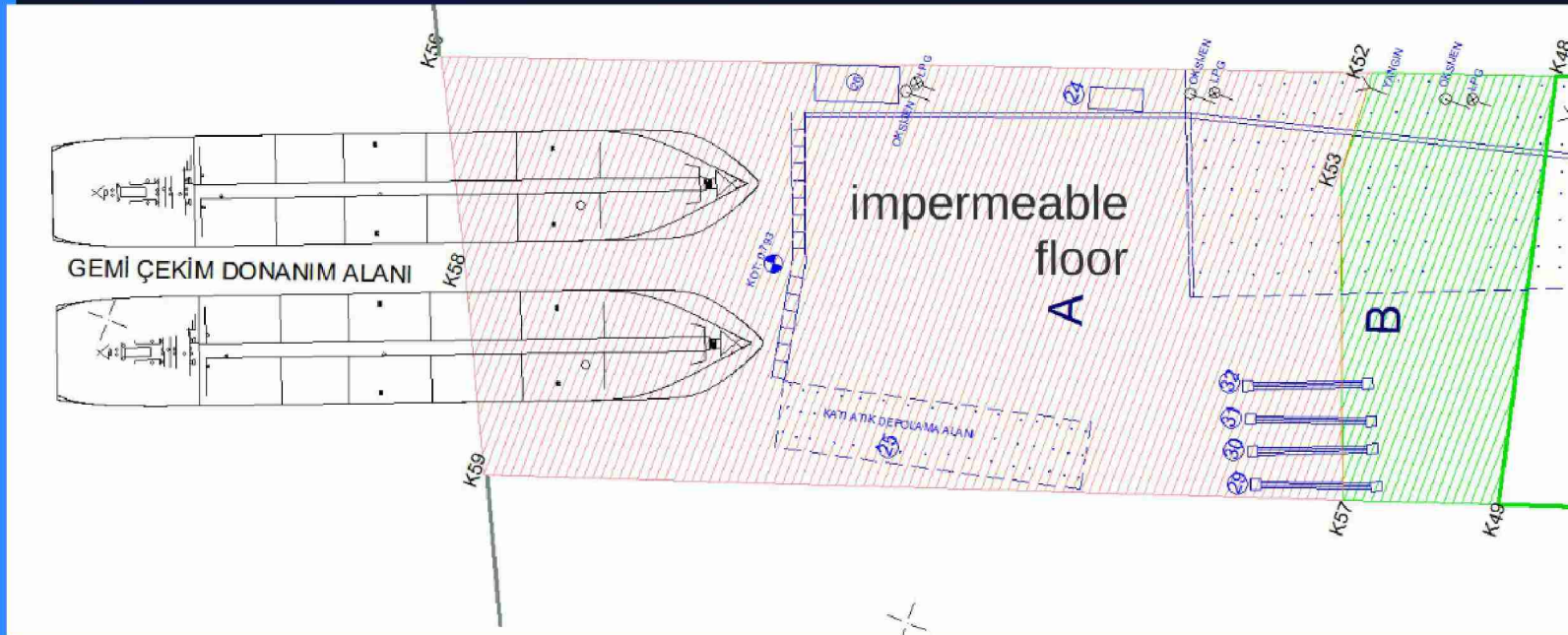






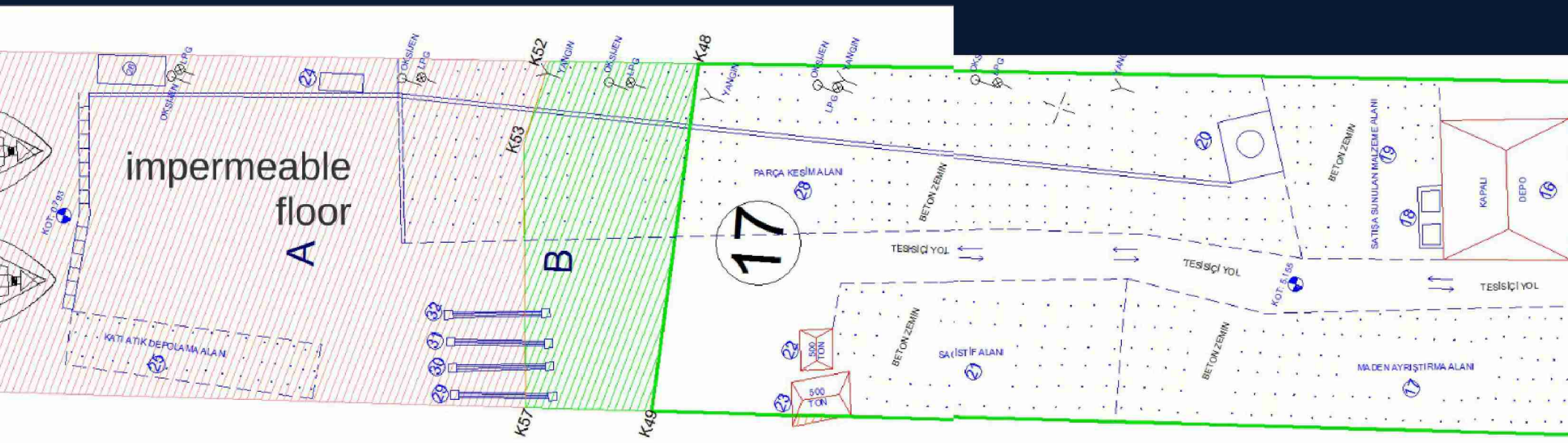
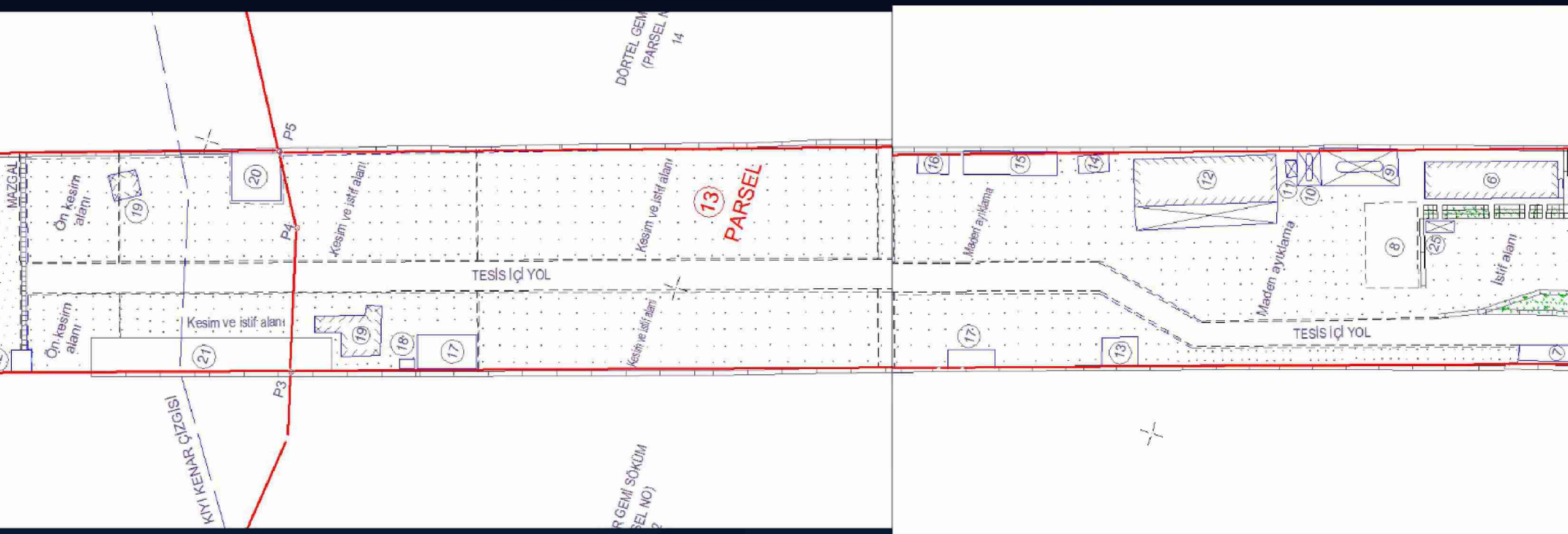


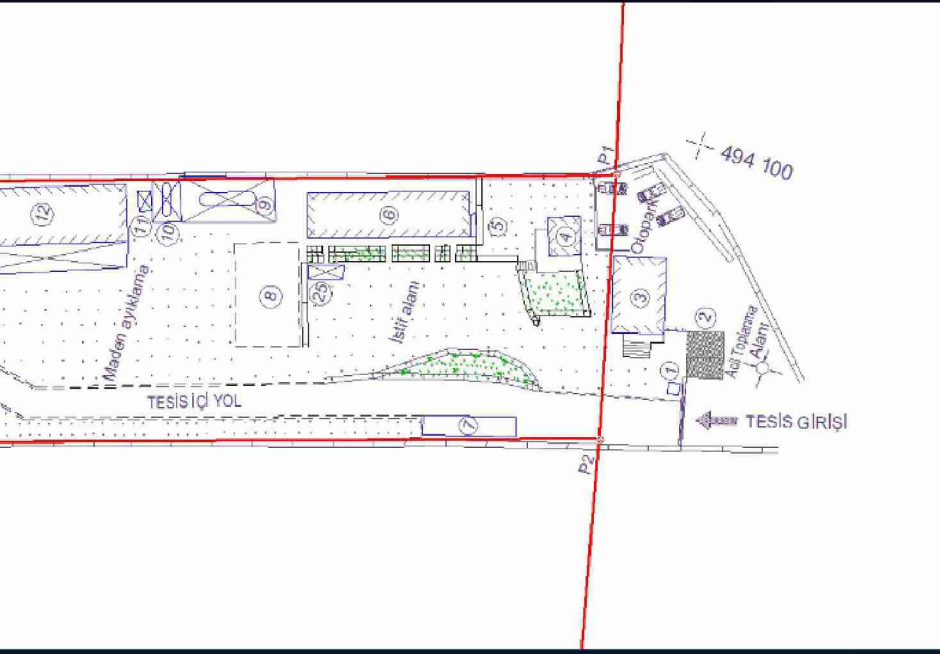
Prezi



DÜRTEL GEMİ  
(PARSEL NO)  
14

R GEMİ SOKUM  
SEL NO)







TOKI



**need more time ?**



**ready for HKC?**



## EXISTING PROCEDURES

AUTHORIZATION OF THE FACILITY

HAZMAT INVENTORY AND PREARRANGEMENT FOR REMOVAL WORKS

NOTIFICATION PROCEDURES

FACILITY PLAN

RECYCLING PLAN

RECYCLING PERMIT FOR EACH SPECIFIC SHIP

PERMIT TO FINALISE THE RECYCLING

INFORMATION OF THE COMPLETION TO ADM.

MANAGEMENT OF WASTES

REPORTING ON INCIDENTS, ACCIDENTS, OCCUPATIONAL DISEASES AND CHRONIC EFFECTS

TRAININGS, EDUCATION, MEASURES AND RECORD KEEPING FOR THE HEALTH OF WORKERS

**NO NEED TO MAKE ANY DRASTIC CHANGES**



# BEST CUSTOMER EVER

MAIN STEEL SCRAP IMPORTERS (MILLION TONNES)

	2010	2011	2012	2013	2014	% 2014/ 2013
Turkey	19.192	21.460	22.415	19.725	19.068	-3.2
Korea Rep.	8.091	8.628	10.126	9.260	8.002	-13.6
India	4.643	6.175	8.180	5.636	5.699	+1.1
Taiwan	5.364	5.328	4.955	4.453	4.272	-4.1
USA	3.775	4.003	3.711	3.882	4.215	+8.6
EU-28	3.646	3.714	3.203	3.191	3.137	-2.0
China	5.848	6.767	4.974	4.465	2.564	-42.6
Indonesia	1.642	2.157	1.944	2.399	2.137	-10.9
Canada	2.226	1.911	2.343	1.746	1.520	-12.9
Thailand	1.282	1.877	1.701	0.961	1.383	+43.9

Source: Official Trade Statistics/WV Stahl

	2005	2006	2007	2008	2009	2010	2011	2012	2013	2014
Exports of scrap*	67	53	98	78	67	94	106	95	102	168
Imports of scrap*	10 228	13 352	13 500	17 415	15 666	19 200	21 453	22 415	19 725	19 068
Steel scrap use for steelmaking*						25 300	30 800	32 400	30 400	28 200

\* 1000 tons



# WHERE WE STAND



**CONFIDENCE AND NO RESISTANCE ABOUT  
ADAPTATION**



**ATTACHED GREAT IMPORTANCE TO HONG  
KONG CONVENTION AND EU SR REGULATION**



**APPLICABILITY AND PRACTICABILITY**



# STATUS OF THE HONG KONG CONVENTION

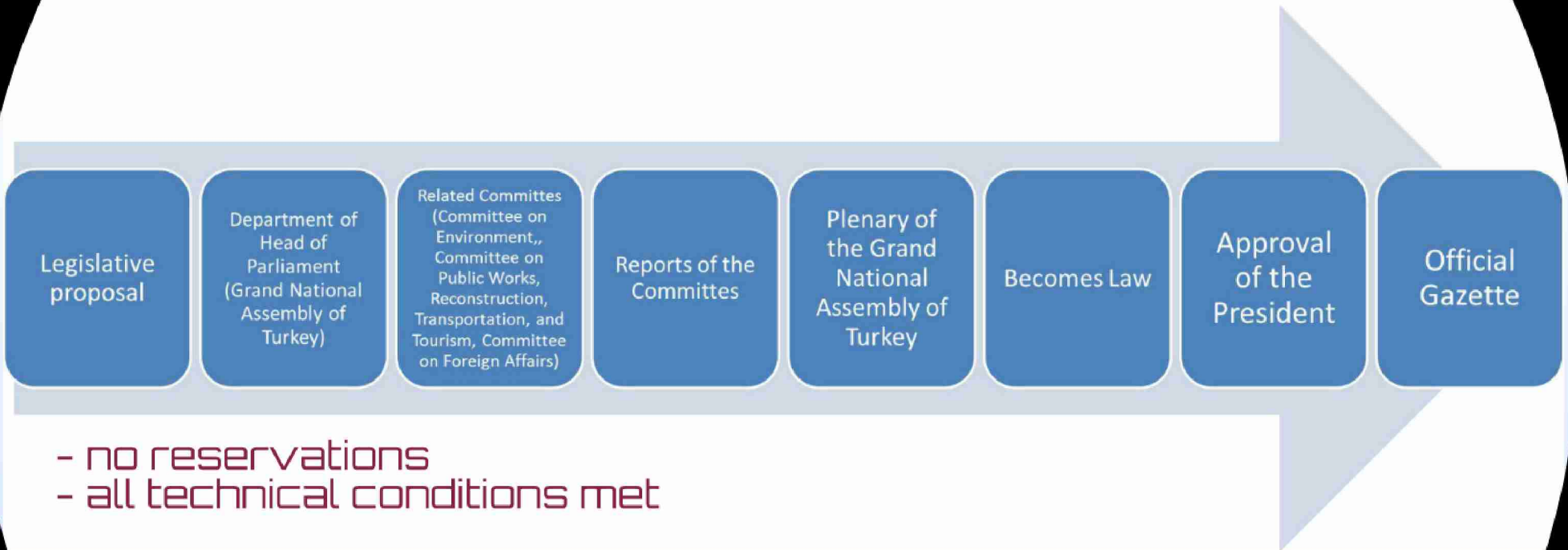
**BEST CUSTOMER**

MAIN STEEL COMPANY RANKING BY MILLION TONNAGES

Company	2010	2011	2012	2013	2014	2015
China	18,112	21,060	22,625	22,220	23,200	24,200
Japan	6,300	6,628	6,178	6,108	6,108	6,108
USA	4,843	4,728	4,728	4,728	4,728	4,728
UK	3,775	3,775	3,775	3,775	3,775	3,775
Germany	3,668	3,718	3,718	3,718	3,718	3,718
France	2,726	2,726	2,726	2,726	2,726	2,726
Canada	1,282	1,911	1,911	1,911	1,911	1,911
Others	1,887	2,344	2,344	2,344	2,344	2,344
Total	3,201	3,201	3,201	3,201	3,201	3,201







- no reservations
- all technical conditions met



*Thank You  
for listening*



Thank You  
for listening

BURAK KEMERCI

Maritime Expert

[burak.kemerci@udhb.gov.tr](mailto:burak.kemerci@udhb.gov.tr)

[bkemerci@gmail.com](mailto:bkemerci@gmail.com)

The information, views and comments set out or mentioned in this presentation are those of the author and do not necessarily reflect the official opinion of the Ministry of Transport, Maritime Affairs and Communications of Turkey. Neither the Ministry of Transport, Maritime Affairs and Communications institutions and bodies nor any person acting on their behalf may be held responsible for the use which may be made of the information contained therein.