国土交通省
Ministry of Land, Infrastructure, Transport and Tourism

February 24, 2016

Japan Residential Property Price Index and Residential Transaction Volume (November 2015)

1. Japan Residential Property Price Index (November 2015)

Japan Residential Property Price Index(JRPPI) is based on the actual transaction data of residential property (approximately 300 thousand transactions every year) to provide indices by Regions, Metropolitan Areas and Prefectures.
MLIT releases JRPPI of November 2015.

【Japan Residential Property Price Index (All Japan)】

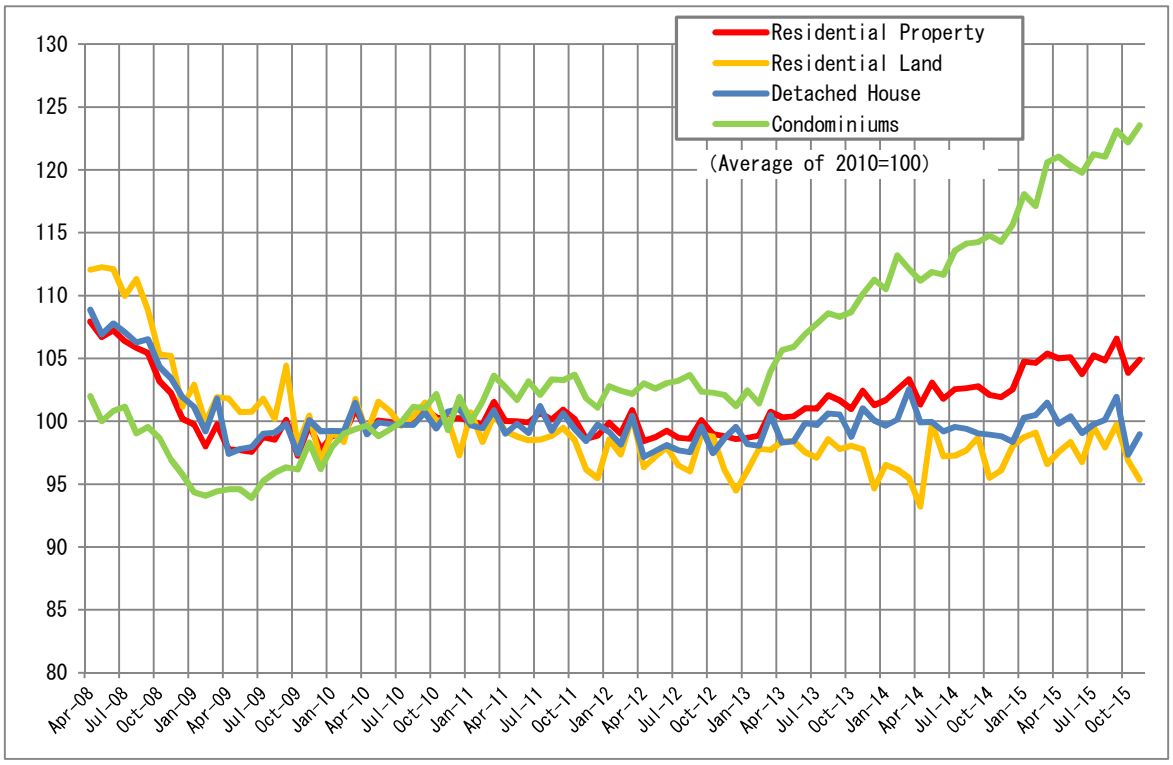

Japan Residential Property Price Index (November 2015)

(Average of 2010=100)

○**All Japan**:Residential Property price index is 104.9 (Change compared to year-earlier month +2.9%). Residential Land price index is 95.4 (Change compared to year-earlier month -0.8%) . Detached House price index is 99.0 (Change compared to year-earlier month +0.1%) . Condominiums price index is 123.5 (Change compared to year-earlier month +8.1%) .

○**Tokyo**:Residential Property price index is 112.9 (Change compared to year-earlier month +7.4%) . Residential Land price index is 107.9 (Change compared to year-earlier month +6.5%) . Detached House price index is 99.3 (Change compared to year-earlier month +2.6%) . Condominiums price index is 124.5 (Change compared to year-earlier month +8.1%) .

○**Tokyo including suburbs**:Residential Property price index is 107.0 (Change compared to year-earlier month +5.4%) . Residential Land price index is 99.4 (Change compared to year-earlier month +1.6%) . Detached House price index is 98.0 (Change compared to year-earlier month +2.4%) . Condominiums price index is 121.5 (Change compared to year-earlier month +8.2%) .

○**Nagoya**:Residential Property price index is 98.9 (Change compared to year-earlier month +1.8%) . Residential Land price index is 93.7 (Change compared to year-earlier month +0.3%) . Detached House price index is 95.0 (Change compared to year-earlier month -0.6%) . Condominiums price index is 122.5 (Change compared to year-earlier month +10.0%) .

○**Kyoto-Osaka-Kobe**:Residential Property price index is 103.9 (Change compared to year-earlier month +2.1%). Residential Land price index is 95.6 (Change compared to year-earlier month -0.9%). Detached House price index is 95.6 (Change compared to year-earlier month -1.9%) . Condominiums price index is 124.7 (Change compared to year-earlier month +8.2%) .

	Residential Property		Residential Land		Detached House		Condominiums	
	price index	change compared to year-earlier month (%)	price index	change compared to year-earlier month (%)	price index	change compared to year-earlier month (%)	price index	change compared to year-earlier month (%)
All Japan	104.9	2.9	95.4	▲ 0.8	99.0	0.1	123.5	8.1
Regions								
Hokkaido	110.7	6.9	102.0	10.0	103.2	1.3	140.4	12.7
Tohoku	116.4	3.9	98.9	▲ 0.3	119.2	4.7	164.7	6.7
Kanto	106.1	4.5	95.8	▲ 1.1	99.1	2.4	120.9	8.2
Hokuriku	101.4	▲ 1.7	97.7	▲ 1.2	(94.3)	(▲10.7)	(147.1)	(32.6)
Chubu	94.8	▲ 0.6	90.2	▲ 0.6	91.9	▲ 2.9	117.9	4.6
Kinki	104.0	2.8	96.3	3.6	96.4	▲ 2.1	124.5	8.0
Chugoku	103.1	0.4	92.8	▲ 0.5	104.9	1.2	(124.3)	(0.7)
Shikoku	94.7	▲ 0.9	91.6	▲ 3.2	90.5	1.4	(132.1)	(▲6.3)
Kyushu-Okinawa	108.4	▲ 5.0	96.2	▲ 11.4	102.1	▲ 8.7	145.2	12.7
Metropolitan Areas								
Tokyo including suburbs	107.0	5.4	99.4	1.6	98.0	2.4	121.5	8.2
Nagoya	98.9	1.8	93.7	0.3	95.0	▲ 0.6	122.5	10.0
Kyoto-Osaka-Kobe	103.9	2.1	95.6	▲ 0.9	95.6	▲ 1.9	124.7	8.2
Prefectures								
Tokyo	112.9	7.4	107.9	6.5	99.3	2.6	124.5	8.1
Aichi	99.0	1.9	93.4	▲ 0.7	95.5	0.6	118.6	7.0
Osaka	103.9	3.0	93.7	▲ 8.4	94.9	0.9	124.2	10.1

○**Reagions** Hokkaido : Hokkaido Tohoku : Aomori・Iwate・Miyagi・Akita・Yamagata・Fukushima・Niigata Kanto : Ibaraki・Tochigi・Gunma・Saitama・Chiba・Tokyo・Kanagawa・Yamanashi Hokuriku : Toyama・Ishikawa・Fukui Chubu : Nagano・Shizuoka・Gifu・Aichi・Mie Kinki : Shiga・Kyoto・Osaka・Hyogo・Nara・Wakayama Chugoku : Tottori・Shimane・Okayama・Hiroshima・Yamaguchi Shikoku : Tokushima・Kagawa・Ehime・Kochi Kyushu-okinawa : Fukuoka・Saga・Nagasaki・Kumamoto・Oita・Miyazaki・Kagoshima・Okinawa

○**Metropolitan areas** Tokyo including suberbs : Saitama・Chiba・Tokyo・Kanagawa Nagoya : Gifu・Aichi・Mie Kyoto-Osaka-Kobe : Kyoto・Osaka・Hyogo

※Due to number of samples being insufficient, numbers with parenthesis are "only advisory".

【Tokyo】

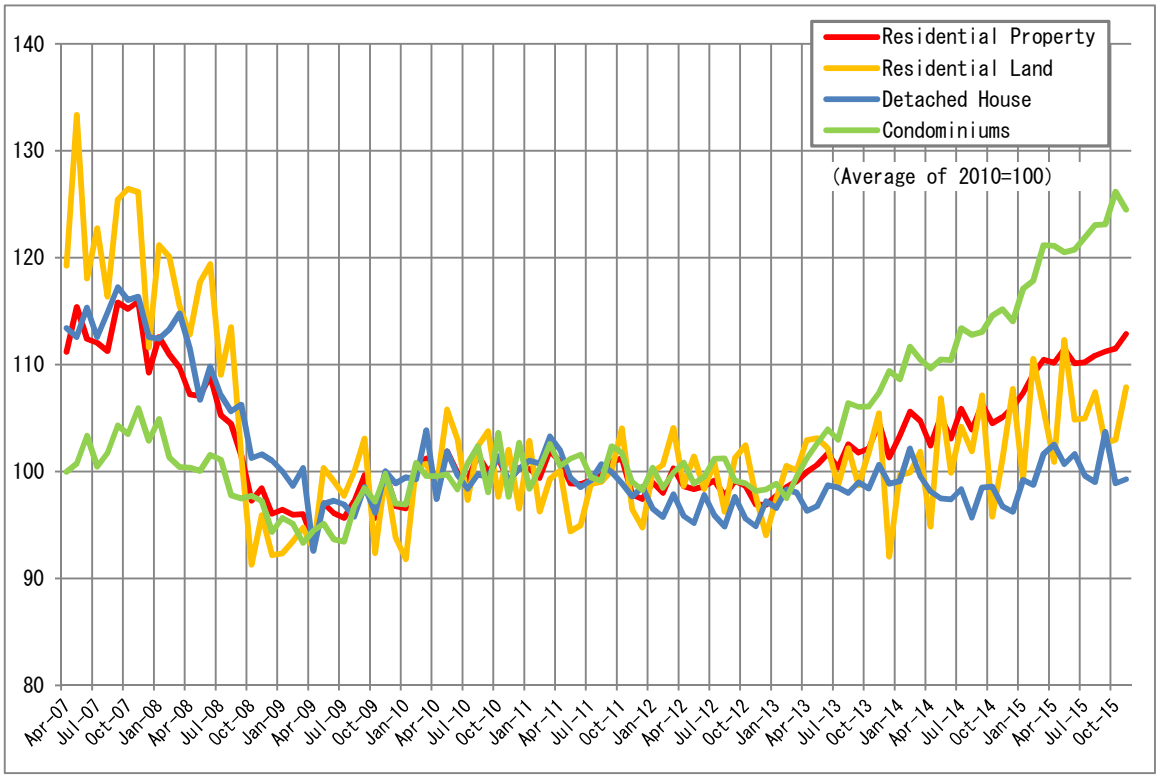

【Tokyo(long-term index)】

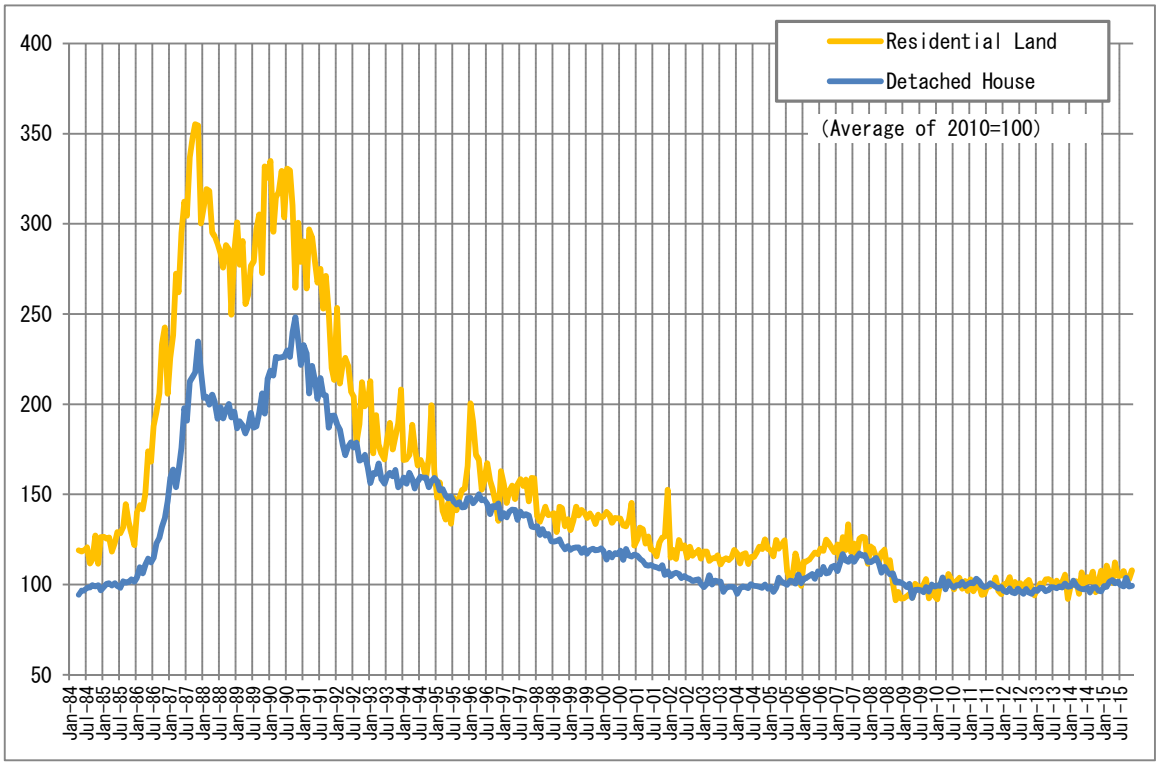

※The results before March 2008 was produced in cooperation with Tokyo Association of Real Estate Appraisers.

【Tokyo including suburbs】

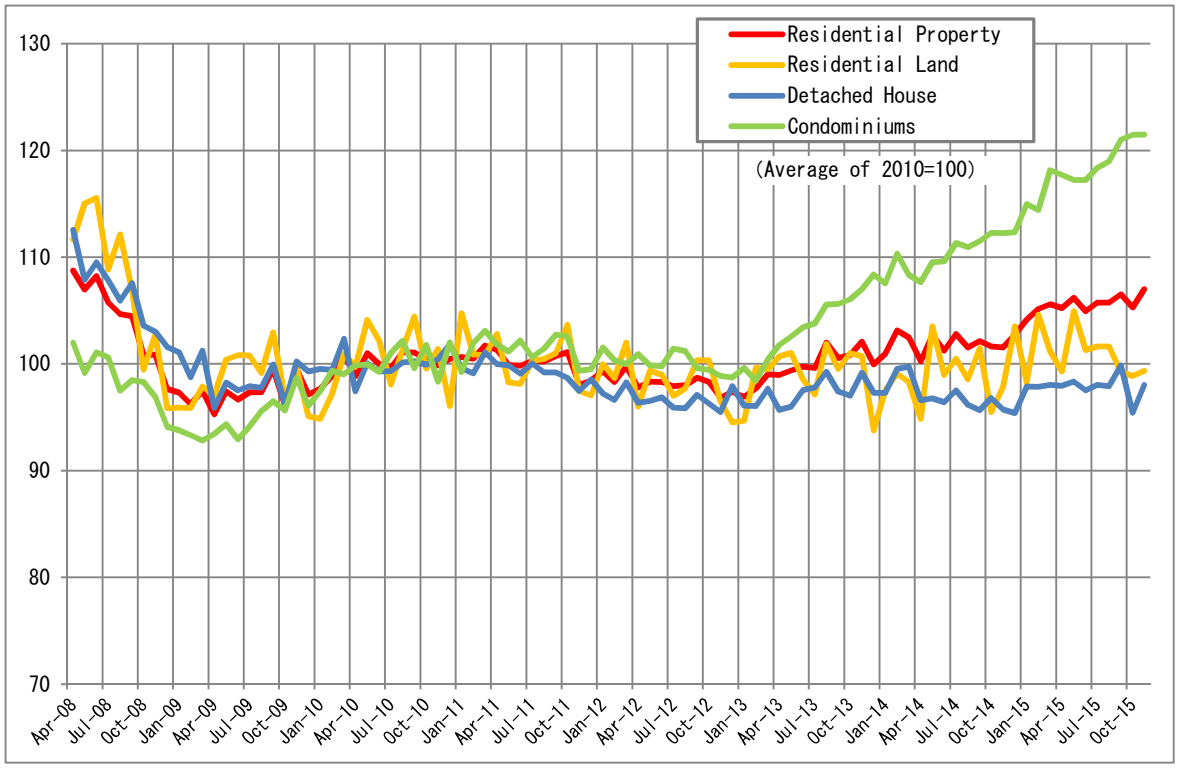

【Nagoya】

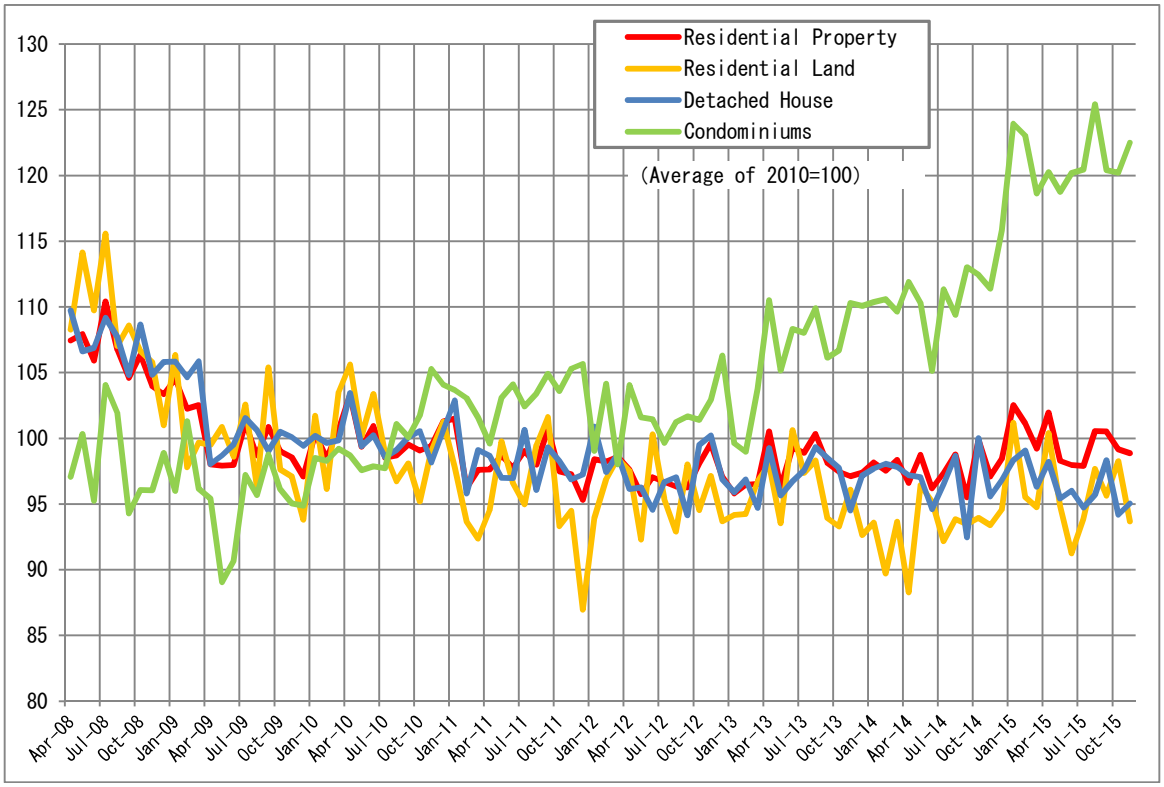

【Kyoto-Osaka-Kobe】

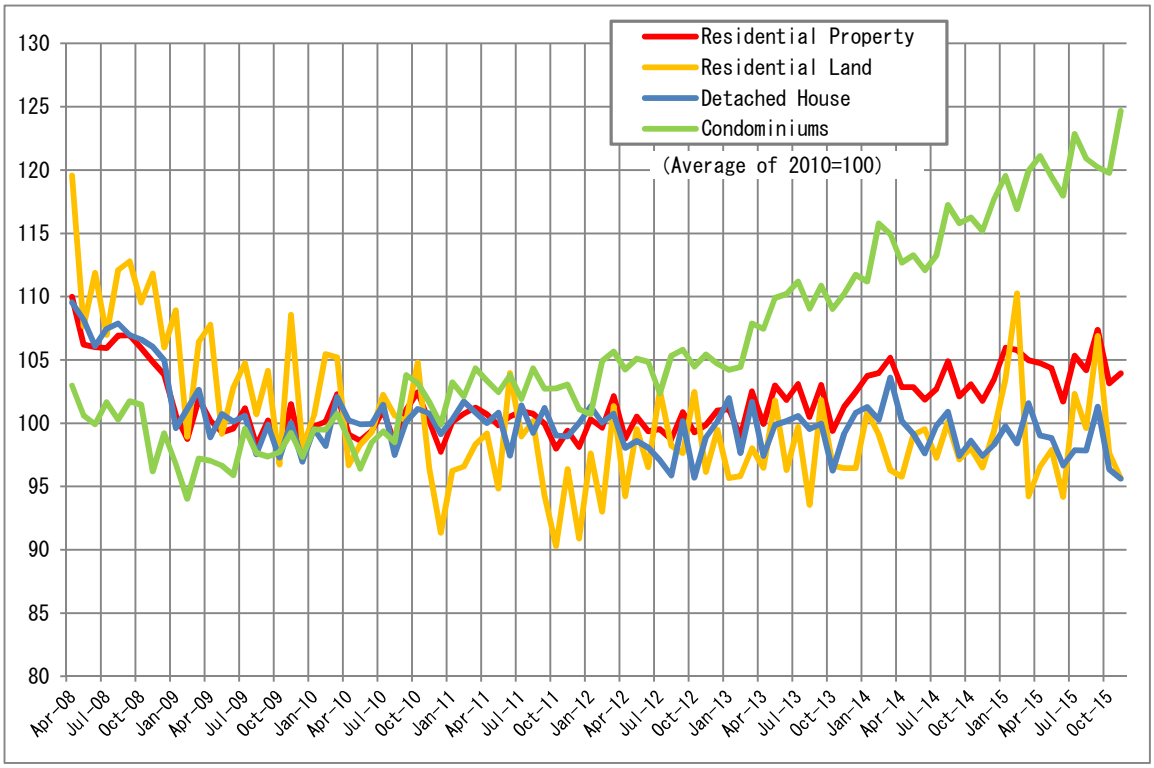

2. Residential Transaction Volume (November 2015)

【All Japan (Detached House)】

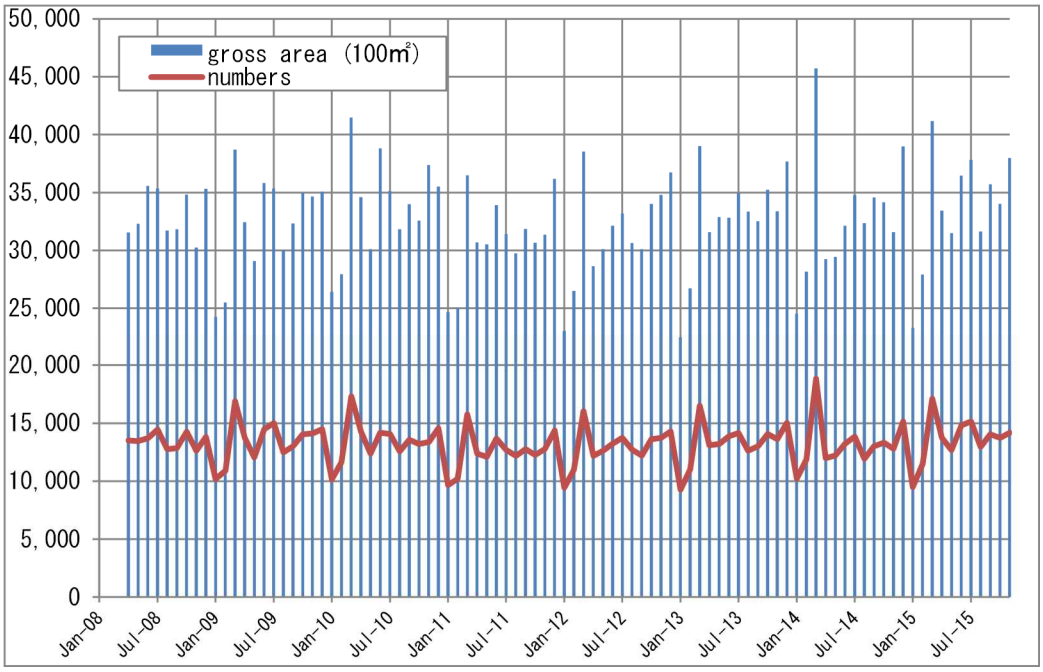

【All Japan (Condominiums)】

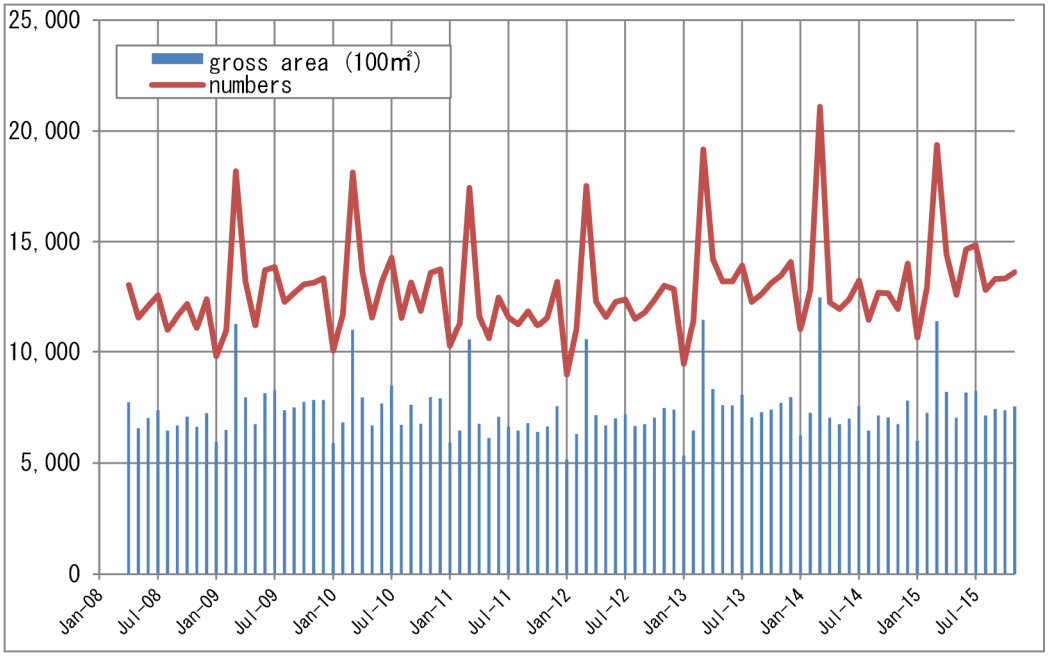

☆JRPPI and Residential Transaction Volume is published on the website of 'Land and Property in Japan'.

Land and Property in Japan Home ⇒ Land Price ⇒ Japan Residential Property Price Index

http://tochi.mlit.go.jp/english/land-prices/property-price-index

Media Enquiries: Ms. Sawako TADA, Ms. Ayumi EGAWA
Real Estate Market Division
Land Economy and Construction Industries Bureau, MLIT
Phone: +81 (0)3 5253-8375

Japan Residential Property Price Index (JRPPI)

【Background】

The International Monetary Fund and other international organizations recommended the G20 countries to compile residential property price indices (RPPI) based on the international RPPI Handbook. (A coordinated team of international organizations worked together and edited the Handbook in May 2011.)

MLIT launched provisional compilation of the "Residential Property Price Index", based Background on the actual transaction data of residential property (approximately 300 thousand transactions every year) to provide indices by Region and Metropolitan Areas in August 2012. In March 2015, MLIT started a full operation ofJRPPI.

【Outline of JRPPI】

Sort of Indexes	・Residential property ・Residential Land ・Detached House (mainly used) ・Condominiums (mainly used)
Regions	・All Japan ・Regions (Hokkaido, Tohoku, Kanto, Hokuriku, Chubu, Kinki, Chugoku, Shikoku, Kyushu-Okinawa, Total 9 regions) ・Metropolitan Areas (Tokyo including suburbs, Nagoya, Kyoto-Osaka-Kobe) ・Prefectures (Tokyo, Aichi, Osaka)
Term	・From April, 2008 (Tokyo Residential property and Condominiums : From April, 2007 Residential Land and Detached House : From April, 1984 Aichi and Osaka Residential property and Condominiums : From April, 2007 Residential Land and Detached House : From April, 2000)
Bace period	・Monthly indexation by average 2010 equals to 100.
Periodically	・Monthly
Method of calculation	・Hedonic Approach
Data	・Real estate transaction price by questionnaire survey
Time lag	・About 3 months
Frequency	・Monthly

※Figures of August to October, 2015 were revised.

Italic figures will be revised.

※About Hedonic Approach

Extracting the temporal market change rate of residential properties by using "hedonic regression method" which adjusts the quality variation of individual properties.

1 All Japan

	Residential Property			Residential Land			Detached House			Condominiums		
	Property Price Index (average of 2010=100)	change compared to year-earlier month (%)	Number of Samples used for calculation	Property Price Index (average of 2010=100)	change compared to year-earlier month (%)	Number of Samples used for calculation	Property Price Index (average of 2010=100)	change compared to year-earlier month (%)	Number of Samples used for calculation	Property Price Index (average of 2010=100)	change compared to year-earlier month (%)	Number of Samples used for calculation
Apr-08	107.9		12,344	112.1		3,497	108.9		5,427	102.0		3,420
May-08	106.7		12,155	112.3		3,931	106.9		5,270	100.0		2,954
Jun-08	107.2		13,308	112.1		4,133	107.8		5,937	100.8		3,238
Jul-08	106.4		14,198	110.0		4,375	107.1		6,349	101.2		3,474
Aug-08	105.9		12,663	111.3		3,998	106.3		5,618	99.0		3,047
Sep-08	105.5		12,989	108.9		3,939	106.5		5,838	99.6		3,212
Oct-08	103.2		13,472	105.3		4,066	104.4		6,052	98.7		3,354
Nov-08	102.3		12,132	105.2		3,472	103.4		5,685	97.0		2,975
Dec-08	100.2		13,527	101.2		4,269	101.9		5,981	95.8		3,277
Jan-09	99.8		9,399	102.9		2,542	101.2		4,274	94.4		2,583
Feb-09	98.0		9,934	99.9		2,606	99.2		4,517	94.1		2,811
Mar-09	99.8		16,296	101.9		4,025	101.8		7,320	94.4		4,951
Apr-09	97.8	▲ 9.4	12,252	101.8	▲ 9.1	3,338	97.4	▲ 10.5	5,376	94.6	▲ 7.3	3,538
May-09	97.7	▲ 8.5	11,152	100.7	▲ 10.3	3,211	97.8	▲ 8.5	4,852	94.6	▲ 5.4	3,089
Jun-09	97.6	▲ 9.0	14,471	100.8	▲ 10.1	4,268	98.0	▲ 9.1	6,277	93.9	▲ 6.9	3,926
Jul-09	98.8	▲ 7.2	14,466	101.8	▲ 7.4	4,381	99.0	▲ 7.5	6,189	95.3	▲ 5.8	3,896
Aug-09	98.5	▲ 6.9	11,699	100.2	▲ 10.0	3,483	99.1	▲ 6.8	4,970	95.9	▲ 3.1	3,246
Sep-09	100.1	▲ 5.0	13,001	104.4	▲ 4.1	3,922	99.8	▲ 6.3	5,635	96.4	▲ 3.2	3,444
Oct-09	97.3	▲ 5.7	12,644	98.1	▲ 6.9	3,707	97.4	▲ 6.6	5,334	96.2	▲ 2.6	3,603
Nov-09	99.7	▲ 2.5	13,350	100.5	▲ 4.5	3,866	100.1	▲ 3.2	5,664	98.3	1.4	3,820
Dec-09	97.8	▲ 2.4	14,077	96.8	▲ 4.3	4,363	99.2	▲ 2.7	5,966	96.2	0.5	3,748
Jan-10	98.9	▲ 0.9	9,287	99.1	▲ 3.7	2,674	99.2	▲ 1.9	3,799	98.0	3.8	2,814
Feb-10	98.9	1.0	11,237	98.4	▲ 1.5	3,061	99.2	0.0	4,753	99.0	5.3	3,423
Mar-10	101.0	1.2	17,265	101.8	▲ 0.2	4,432	101.5	▲ 0.3	7,420	99.4	5.2	5,413
Apr-10	99.2	1.5	13,488	99.1	▲ 2.7	3,805	99.0	1.6	5,686	99.7	5.4	3,997
May-10	100.1	2.4	11,735	101.6	0.9	3,567	99.9	2.2	4,820	98.8	4.5	3,348
Jun-10	100.0	2.5	14,043	100.8	0.1	4,635	99.8	1.9	5,526	99.4	5.8	3,882
Jul-10	99.8	1.0	15,359	99.7	▲ 2.1	4,699	99.7	0.7	6,194	100.0	4.9	4,466
Aug-10	100.3	1.8	13,371	100.4	0.2	4,234	99.7	0.6	5,566	101.2	5.5	3,571
Sep-10	101.0	0.9	14,524	101.5	▲ 2.8	4,518	100.7	0.9	6,077	101.1	4.9	3,929
Oct-10	100.3	3.1	13,704	100.0	2.0	4,201	99.4	2.1	5,922	102.2	6.3	3,581
Nov-10	100.2	0.5	14,938	100.2	▲ 0.3	4,287	100.8	0.7	6,342	99.3	1.0	4,309
Dec-10	100.2	2.5	16,303	97.3	0.5	5,036	101.0	1.8	7,011	101.9	6.0	4,256
Jan-11	100.0	1.2	10,381	100.7	1.6	3,086	99.7	0.4	4,265	100.0	2.1	3,030
Feb-11	99.7	0.8	10,696	98.4	0.0	3,057	99.5	0.3	4,493	101.6	2.6	3,146
Mar-11	101.6	0.6	16,435	100.5	▲ 1.2	4,468	100.9	▲ 0.6	6,982	103.6	4.3	4,985
Apr-11	100.0	0.8	12,020	99.2	0.1	3,575	99.0	0.1	5,253	102.7	3.1	3,192
May-11	100.0	▲ 0.1	11,736	98.8	▲ 2.7	3,738	99.8	▲ 0.1	5,007	101.7	2.9	2,991
Jun-11	99.9	▲ 0.1	13,758	98.5	▲ 2.3	4,431	99.1	▲ 0.7	5,941	103.2	3.8	3,386
Jul-11	100.7	0.9	13,469	98.5	▲ 1.1	4,497	101.2	1.5	5,739	102.1	2.1	3,233
Aug-11	100.2	▲ 0.1	12,774	98.9	▲ 1.6	3,953	99.3	▲ 0.5	5,569	103.3	2.1	3,252
Sep-11	100.9	▲ 0.1	14,241	99.5	▲ 2.0	4,656	100.6	▲ 0.1	6,258	103.3	2.2	3,327
Oct-11	100.2	▲ 0.1	12,648	98.5	▲ 1.5	4,088	99.4	▲ 0.0	5,590	103.7	1.5	2,970
Nov-11	98.6	▲ 1.6	13,573	96.2	▲ 4.0	4,151	98.4	▲ 2.3	6,147	101.8	2.5	3,275
Dec-11	98.9	▲ 1.4	15,750	95.5	▲ 1.9	5,017	99.8	▲ 1.2	6,968	101.1	▲ 0.8	3,765
Jan-12	99.9	▲ 0.1	9,415	98.6	▲ 2.1	2,964	99.2	▲ 0.5	3,980	102.8	2.8	2,471
Feb-12	99.0	▲ 0.7	11,776	97.4	▲ 1.0	3,350	98.2	▲ 1.3	5,256	102.4	0.9	3,170
Mar-12	100.9	▲ 0.7	18,096	100.4	▲ 0.1	5,059	100.4	▲ 0.4	7,870	102.2	▲ 1.4	5,167
Apr-12	98.5	▲ 1.6	12,987	96.3	▲ 2.9	3,805	97.2	▲ 1.9	5,581	103.0	0.3	3,601
May-12	98.8	▲ 1.2	13,117	97.2	▲ 1.6	4,258	97.6	▲ 2.2	5,550	102.6	0.9	3,309
Jun-12	99.3	▲ 0.7	14,456	97.9	▲ 0.6	4,616	98.1	▲ 1.0	6,340	103.1	▲ 0.1	3,500
Jul-12	98.7	▲ 2.0	15,174	96.5	▲ 2.1	5,038	97.7	▲ 3.5	6,518	103.2	1.1	3,618
Aug-12	98.6	▲ 1.5	13,719	96.0	▲ 2.9	4,467	97.6	▲ 1.7	5,974	103.7	0.4	3,278
Sep-12	100.1	▲ 0.8	13,747	99.0	▲ 0.5	4,425	99.6	▲ 1.0	6,023	102.4	▲ 0.9	3,299
Oct-12	99.0	▲ 1.2	14,252	98.8	0.3	4,693	97.5	▲ 1.9	6,107	102.3	▲ 1.4	3,452
Nov-12	98.8	0.2	15,205	96.1	▲ 0.0	4,839	98.7	0.2	6,562	102.1	0.3	3,804
Dec-12	98.6	▲ 0.3	16,386	94.5	▲ 1.0	5,310	99.6	▲ 0.2	7,267	101.2	0.1	3,809
Jan-13	98.7	▲ 1.2	10,368	96.1	▲ 2.5	3,246	98.2	▲ 1.0	4,242	102.5	▲ 0.3	2,880
Feb-13	98.9	▲ 0.2	12,478	97.8	0.5	3,522	98.1	▲ 0.1	5,271	101.4	▲ 1.0	3,685
Mar-13	100.8	▲ 0.1	19,931	97.7	▲ 2.7	5,194	100.5	0.1	8,698	104.0	1.8	6,039
Apr-13	100.3	1.9	15,119	98.4	2.1	4,201	98.3	1.2	6,310	105.7	2.6	4,608
May-13	100.4	1.7	14,827	98.4	1.3	4,515	98.4	0.8	6,144	105.9	3.2	4,168
Jun-13	101.0	1.8	15,871	97.6	▲ 0.4	4,858	99.9	1.8	6,710	106.9	3.8	4,303
Jul-13	101.0	2.3	17,108	97.1	0.6	5,500	99.7	2.0	7,090	107.8	4.4	4,518
Aug-13	102.1	3.5	15,022	98.6	2.7	4,864	100.6	3.2	6,266	108.6	4.7	3,892
Sep-13	101.7	1.6	15,241	97.8	▲ 1.2	4,903	100.6	1.0	6,566	108.3	5.8	3,772
Oct-13	101.0	2.0	14,791	98.1	▲ 0.8	4,705	98.8	1.3	6,292	108.7	6.3	3,794
Nov-13	102.4	3.6	15,102	97.8	1.7	4,375	101.0	2.4	6,712	110.1	7.9	4,015
Dec-13	101.3	2.8	16,414	94.7	0.2	5,020	100.1	0.5	7,186	111.3	9.9	4,208
Jan-14	101.7	3.1	10,727	96.5	0.5	3,072	99.7	1.5	4,430	110.5	7.8	3,225
Feb-14	102.5	3.7	12,631	96.2	▲ 1.7	3,268	100.1	2.1	5,531	113.2	11.6	3,832
Mar-14	103.4	2.6	20,841	95.5	▲ 2.3	5,110	102.5	2.0	9,296	112.1	7.8	6,435
Apr-14	101.3	1.0	11,006	93.2	▲ 5.3	2,946	99.9	1.6	4,313	111.2	5.2	3,747
May-14	103.1	2.7	11,690	99.9	1.4	3,241	99.9	1.5	4,833	111.9	5.6	3,616
Jun-14	101.8	0.7	13,335	97.2	▲ 0.3	3,731	99.2	▲ 0.7	5,763	111.7	4.4	3,841
Jul-14	102.6	1.5	13,911	97.3	0.2	3,958	99.6	▲ 0.1	5,946	113.6	5.4	4,007
Aug-14	102.7	0.6	11,980	97.7	▲ 0.9	3,261	99.4	▲ 1.2	5,292	114.2	5.1	3,427
Sep-14	102.8	1.1	13,287	98.7	0.9	3,642	99.1	▲ 1.5	5,824	114.3	5.5	3,821
Oct-14	102.1	1.1	12,752	95.5	▲ 2.6	3,563	99.0	0.2	5,406	114.8	5.6	3,783
Nov-14	101.9	▲ 0.5	12,891	96.1	▲ 1.7	3,573	98.8	▲ 2.2	5,687	114.3	3.8	3,631
Dec-14	102.5	1.2	15,264	98.0	3.6	4,259	98.4	▲ 1.7	6,747	115.6	3.9	4,258
Jan-15	104.8	3.0	9,331	98.8	2.3	2,471	100.3	0.6	3,805	118.1	6.9	3,055
Feb-15	104.7	2.1	11,736	99.1	3.0	2,867	100.5	0.3	5,062	117.1	3.4	3,807
Mar-15	105.4	2.0	18,050	96.6	1.2	4,050	101.5	▲ 1.0	8,046	120.6	7.5	5,954
Apr-15	105.0	3.6	12,685	97.6	4.7	3,186	99.8	▲ 0.1	5,252	121.1	8.9	4,247
May-15	105.1	1.9	11,730	98.4	▲ 1.5	3,119	100.4	0.5	4,913	120.4	7.6	3,698
Jun-15	103.8	1.9	14,675	96.8	▲ 0.5	3,935	99.1	▲ 0.1	6,379	119.8	7.3	4,361
Jul-15	105.2	2.6	15,674	99.6	2.4	4,140	99.8	0.2	6,913	121.3	6.7	4,621
Aug-15	104.9	2.1	13,184	97.9	0.2	3,649	100.1	0.7	5,669	121.1	6.0	3,866
Sep-15	*106.6*	*3.7*	*13,764*	*99.7*	*1.0*	*3,743*	*101.9*	*2.9*	*6,110*	*123.1*	*7.8*	*3,911*
Oct-15	*103.9*	*1.7*	*11,521*	*96.9*	*1.4*	*3,435*	*97.3*	*▲ 1.6*	*4,420*	*122.2*	*6.4*	*3,666*
Nov-15	*104.9*	*2.9*	*7,985*	*95.4*	*▲ 0.8*	*2,335*	*99.0*	*0.1*	*2,832*	*123.5*	*8.1*	*2,818*

2-1 Hokkaido

	Residential Property			Residential Land			Detached House			Condominiums		
	Property Price Index (average of 2010=100)	change compared to year-earlier month (%)	Number of Samples used for calculation	Property Price Index (average of 2010=100)	change compared to year-earlier month (%)	Number of Samples used for calculation	Property Price Index (average of 2010=100)	change compared to year-earlier month (%)	Number of Samples used for calculation	Property Price Index (average of 2010=100)	change compared to year-earlier month (%)	Number of Samples used for calculation
Apr-08	106.1		586	109.2		189	105.1		248	104.2		149
May-08	104.8		590	109.2		234	102.4		254	104.9		102
Jun-08	106.0		658	107.6		243	107.3		302	99.7		113
Jul-08	103.1		700	103.6		272	103.2		293	102.2		135
Aug-08	105.7		637	104.8		243	106.6		273	104.8		121
Sep-08	107.8		688	108.5		231	109.6		329	101.2		128
Oct-08	104.4		761	105.9		252	105.0		363	100.3		146
Nov-08	106.8		623	112.0		211	105.7		296	102.5		116
Dec-08	102.8		621	112.4		239	99.4		257	98.2		125
Jan-09	100.8		367	106.0		89	99.6		188	98.7		90
Feb-09	99.6		389	108.1		119	96.8		160	95.5		110
Mar-09	99.8		624	104.2		189	96.0		261	102.7		174
Apr-09	99.6	▲ 6.1	615	100.9	▲ 7.6	187	100.0	▲ 4.8	267	97.0	▲ 6.9	161
May-09	98.1	▲ 6.4	603	102.4	▲ 6.2	213	98.8	▲ 3.5	248	92.6	▲ 11.7	142
Jun-09	98.2	▲ 7.4	694	98.3	▲ 8.6	261	99.4	▲ 7.4	287	95.2	▲ 4.6	146
Jul-09	99.6	▲ 3.4	719	105.5	1.8	268	97.2	▲ 5.9	301	97.7	▲ 4.4	150
Aug-09	102.2	▲ 3.3	563	103.4	▲ 1.3	218	104.0	▲ 2.5	235	95.9	▲ 8.5	110
Sep-09	101.1	▲ 6.2	630	102.1	▲ 5.9	214	101.4	▲ 7.5	293	98.8	▲ 2.4	123
Oct-09	101.8	▲ 2.5	705	102.5	▲ 3.2	277	101.2	▲ 3.6	298	102.2	1.9	130
Nov-09	101.3	▲ 5.2	679	104.4	▲ 6.8	254	100.7	▲ 4.7	268	98.0	▲ 4.4	157
Dec-09	98.0	▲ 4.6	652	97.1	▲ 13.6	252	96.9	▲ 2.5	269	102.1	4.0	131
Jan-10	98.3	▲ 2.4	339	103.7	▲ 2.2	117	97.2	▲ 2.4	132	95.0	▲ 3.8	90
Feb-10	96.6	▲ 3.0	366	94.2	▲ 12.8	126	97.6	0.8	143	97.0	1.5	97
Mar-10	98.8	▲ 1.0	725	98.3	▲ 5.7	246	98.9	3.0	305	99.2	▲ 3.4	174
Apr-10	101.7	2.1	651	106.7	5.7	214	100.6	0.5	276	98.0	1.1	161
May-10	104.5	6.5	614	106.4	3.9	230	105.1	6.5	254	100.3	8.3	130
Jun-10	100.3	2.1	679	99.7	1.3	266	100.1	0.7	267	101.9	7.1	146
Jul-10	100.8	1.3	780	103.8	▲ 1.6	290	100.6	3.6	321	97.3	▲ 0.4	169
Aug-10	98.9	▲ 3.2	682	99.0	▲ 4.2	252	97.0	▲ 6.8	311	104.4	8.9	119
Sep-10	99.5	▲ 1.5	767	96.6	▲ 5.3	310	99.6	▲ 1.8	302	103.6	4.9	155
Oct-10	99.1	▲ 2.6	767	93.9	▲ 8.4	273	100.0	▲ 1.2	319	103.4	1.2	175
Nov-10	101.0	▲ 0.3	721	98.4	▲ 5.7	245	103.2	2.5	321	98.7	0.7	155
Dec-10	100.1	2.1	695	99.3	2.3	261	100.1	3.3	314	101.1	▲ 1.0	120
Jan-11	96.5	▲ 1.8	419	89.3	▲ 13.9	144	100.6	3.5	185	96.0	1.1	90
Feb-11	97.7	1.2	393	90.1	▲ 4.4	118	101.4	4.0	171	97.2	0.3	104
Mar-11	97.0	▲ 1.9	736	94.3	▲ 4.0	248	95.2	▲ 3.8	305	104.6	5.4	183
Apr-11	96.2	▲ 5.4	653	89.4	▲ 16.2	249	97.5	▲ 3.0	265	103.6	5.6	139
May-11	101.0	▲ 3.4	654	92.6	▲ 13.0	267	103.8	▲ 1.2	243	107.0	6.6	144
Jun-11	100.0	▲ 0.3	693	98.5	▲ 1.2	273	98.8	▲ 1.3	271	104.8	2.8	149
Jul-11	102.4	1.6	726	100.4	▲ 3.3	305	101.9	1.3	287	106.9	9.9	134
Aug-11	100.5	1.6	601	99.8	0.8	214	97.2	0.2	283	111.4	6.6	104
Sep-11	98.9	▲ 0.6	800	91.7	▲ 5.1	320	99.9	0.3	362	108.5	4.8	118
Oct-11	102.2	3.1	810	93.6	▲ 0.3	335	104.6	4.6	351	109.8	6.2	124
Nov-11	97.7	▲ 3.3	770	92.7	▲ 5.8	289	97.4	▲ 5.6	354	106.9	8.2	127
Dec-11	104.1	4.0	752	102.6	3.3	295	103.4	3.3	324	109.0	7.8	133
Jan-12	96.3	▲ 0.3	378	89.4	0.1	148	96.4	▲ 4.1	148	105.3	9.8	82
Feb-12	96.6	▲ 1.1	482	85.5	▲ 5.0	139	98.2	▲ 3.2	230	105.8	8.8	113
Mar-12	103.8	7.0	775	102.4	8.6	266	104.0	9.3	314	105.5	0.9	195
Apr-12	100.7	4.6	647	94.7	5.9	211	99.0	1.6	260	111.9	8.1	176
May-12	97.4	▲ 3.6	698	86.8	▲ 6.3	293	97.7	▲ 5.9	280	114.5	7.1	125
Jun-12	102.3	2.3	771	94.9	▲ 3.6	328	100.7	1.9	293	117.7	12.4	150
Jul-12	102.2	▲ 0.2	783	95.1	▲ 5.3	351	102.6	0.7	295	113.9	6.6	137
Aug-12	103.5	3.0	748	95.9	▲ 3.9	285	103.5	6.5	317	115.8	4.0	146
Sep-12	105.4	6.6	730	98.9	7.8	285	104.2	4.3	329	121.1	11.6	116
Oct-12	102.5	0.3	788	97.0	3.7	294	101.9	▲ 2.6	341	114.0	3.8	153
Nov-12	98.4	0.7	851	91.3	▲ 1.5	376	98.5	1.1	338	110.1	3.1	137
Dec-12	100.2	▲ 3.7	709	93.7	▲ 8.7	299	102.1	▲ 1.2	281	106.9	▲ 1.9	129
Jan-13	103.0	7.0	377	109.4	22.4	136	96.1	▲ 0.3	128	109.4	3.8	113
Feb-13	102.4	6.0	469	90.2	5.4	191	104.7	6.6	195	117.6	11.1	83
Mar-13	108.4	4.4	778	105.2	2.7	275	105.2	1.1	309	120.0	13.8	194
Apr-13	102.3	1.6	684	90.8	▲ 4.1	234	103.0	4.0	281	115.7	3.3	169
May-13	104.9	7.7	699	100.9	16.2	313	101.9	4.3	251	119.5	4.4	135
Jun-13	108.4	5.9	808	102.2	7.7	323	106.1	5.3	337	124.7	6.0	148
Jul-13	103.3	1.1	882	93.8	▲ 1.3	361	102.2	▲ 0.4	356	124.3	9.1	165
Aug-13	108.4	4.7	795	105.7	10.2	313	101.5	▲ 1.9	314	130.6	12.8	168
Sep-13	106.9	1.4	858	101.4	2.6	320	104.3	0.1	356	120.5	▲ 0.5	182
Oct-13	104.6	2.0	881	95.6	▲ 1.4	343	101.8	▲ 0.2	373	125.6	10.2	165
Nov-13	106.1	7.8	858	93.7	2.6	316	104.3	5.9	365	129.5	17.6	177
Dec-13	105.5	5.3	752	100.6	7.4	286	100.7	▲ 1.3	310	124.8	16.7	156
Jan-14	104.3	1.2	384	92.1	▲ 15.8	141	101.7	5.8	146	128.6	17.5	97
Feb-14	105.1	2.6	465	98.0	8.7	164	99.7	▲ 4.8	190	126.4	7.5	111
Mar-14	102.9	▲ 5.1	799	86.5	▲ 17.8	263	101.5	▲ 3.5	338	131.1	9.2	198
Apr-14	107.3	4.9	518	95.6	5.2	178	103.4	0.4	189	129.7	12.2	151
May-14	104.8	▲ 0.2	576	94.4	▲ 6.4	223	102.1	0.2	222	125.6	5.1	131
Jun-14	108.8	0.4	641	97.5	▲ 4.6	246	108.8	2.6	277	128.5	3.0	118
Jul-14	108.5	5.1	649	101.5	8.2	231	103.7	1.4	270	130.0	4.6	148
Aug-14	102.8	▲ 5.1	545	93.4	▲ 11.7	197	97.5	▲ 4.0	245	134.7	3.1	103
Sep-14	107.6	0.7	666	100.8	▲ 0.7	221	101.9	▲ 2.4	301	134.1	11.3	144
Oct-14	109.9	5.1	667	102.4	7.0	223	105.3	3.5	299	134.6	7.1	145
Nov-14	103.6	▲ 2.4	626	92.8	▲ 1.0	227	101.9	▲ 2.3	269	124.6	▲ 3.8	130
Dec-14	110.5	4.7	693	99.8	▲ 0.8	252	106.1	5.3	291	140.8	12.9	150
Jan-15	112.7	8.1	325	110.6	20.1	113	102.0	0.3	133	145.8	13.4	79
Feb-15	107.0	1.8	392	87.3	▲ 11.0	115	103.0	3.3	161	144.0	14.0	116
Mar-15	116.7	13.4	631	115.2	33.2	179	106.7	5.1	277	144.8	10.4	175
Apr-15	111.6	4.0	611	99.4	4.0	215	104.9	1.4	251	143.7	10.8	145
May-15	111.6	6.5	556	106.6	12.9	200	100.9	▲ 1.2	219	143.9	14.6	137
Jun-15	112.2	3.1	732	110.6	13.4	289	99.4	▲ 8.6	282	149.0	16.0	161
Jul-15	114.8	5.7	718	105.4	3.8	256	110.9	7.0	322	142.0	9.2	140
Aug-15	112.3	9.2	646	101.5	8.7	225	108.9	11.7	295	141.8	5.3	126
Sep-15	*117.2*	*8.9*	*645*	*114.7*	*13.8*	*216*	*107.3*	*5.3*	*281*	*148.8*	*10.9*	*148*
Oct-15	*109.6*	*▲ 0.2*	*639*	*94.8*	*▲ 7.3*	*232*	*104.2*	*▲ 1.1*	*257*	*146.2*	*8.6*	*150*
Nov-15	*110.7*	*6.9*	*388*	*102.0*	*10.0*	*149*	*103.2*	*1.3*	*138*	*140.4*	*12.7*	*101*

2-2 Tohoku

	Residential Property			Residential Land			Detached House			Condominiums		
	Property Price Index (average of 2010=100)	change compared to year-earlier month (%)	Number of Samples used for calculation	Property Price Index (average of 2010=100)	change compared to year-earlier month (%)	Number of Samples used for calculation	Property Price Index (average of 2010=100)	change compared to year-earlier month (%)	Number of Samples used for calculation	Property Price Index (average of 2010=100)	change compared to year-earlier month (%)	Number of Samples used for calculation
Apr-08	105.8		834	110.1		346	101.9		379	109.8		109
May-08	112.3		892	116.9		414	109.4		400	(109.9)		78
Jun-08	106.2		979	111.2		453	103.5		448	(103.7)		78
Jul-08	105.0		1,086	106.2		478	102.6		521	(115.6)		87
Aug-08	107.9		960	111.2		425	104.6		461	(114.0)		74
Sep-08	107.0		985	107.9		438	105.8		467	(110.5)		80
Oct-08	105.1		1,077	106.0		416	104.6		534	(104.7)		127
Nov-08	101.1		910	102.0		383	99.1		437	(109.2)		90
Dec-08	100.8		1,081	101.6		469	100.1		495	(101.2)		117
Jan-09	106.0		652	116.7		257	99.6		321	(102.5)		74
Feb-09	99.7		713	105.6		282	96.8		332	(96.4)		99
Mar-09	100.6		1,056	103.1		394	99.5		530	(99.6)		132
Apr-09	101.1	▲ 4.4	855	106.4	▲ 3.3	343	98.3	▲ 3.5	410	(98.2)	(▲10.5)	102
May-09	99.1	▲ 11.8	771	100.1	▲ 14.4	325	98.4	▲ 10.1	355	(99.3)	(▲9.7)	91
Jun-09	99.8	▲ 6.0	1,024	99.6	▲ 10.4	395	98.8	▲ 4.5	528	(105.9)	(2.1)	101
Jul-09	100.1	▲ 4.6	1,036	102.6	▲ 3.3	433	100.8	▲ 1.7	470	90.4	▲ 21.8	133
Aug-09	99.1	▲ 8.1	818	98.2	▲ 11.7	360	100.2	▲ 4.2	363	97.4	▲ 14.5	95
Sep-09	101.3	▲ 5.3	911	108.2	0.3	375	98.1	▲ 7.3	444	95.9	▲ 13.2	92
Oct-09	99.5	▲ 5.3	854	98.6	▲ 6.9	355	99.5	▲ 4.9	412	102.6	▲ 2.0	87
Nov-09	101.5	0.4	952	96.4	▲ 5.6	387	103.5	4.5	453	108.0	▲ 1.1	112
Dec-09	99.9	▲ 0.9	973	97.6	▲ 3.9	440	101.1	1.1	429	101.2	▲ 0.1	104
Jan-10	99.3	▲ 6.3	610	98.6	▲ 15.5	255	98.9	▲ 0.8	280	103.5	1.0	75
Feb-10	101.0	1.2	666	103.9	▲ 1.6	265	98.1	1.4	305	105.4	9.2	96
Mar-10	100.2	▲ 0.4	1,086	99.4	▲ 3.5	426	100.9	1.4	483	99.6	▲ 0.0	177
Apr-10	98.0	▲ 3.1	876	98.5	▲ 7.4	365	99.0	0.7	399	91.7	▲ 6.6	112
May-10	99.2	0.1	868	103.0	2.9	391	97.7	▲ 0.6	382	93.5	▲ 5.9	95
Jun-10	98.0	▲ 1.9	998	102.0	2.4	474	96.7	▲ 2.2	398	91.2	▲ 13.9	126
Jul-10	99.6	▲ 0.6	1,003	98.3	▲ 4.2	470	100.8	▲ 0.1	421	97.8	8.2	112
Aug-10	98.4	▲ 0.8	887	99.5	1.4	410	97.5	▲ 2.7	379	99.1	1.8	98
Sep-10	102.7	1.4	1,003	98.1	▲ 9.3	490	105.2	7.3	405	107.9	12.5	108
Oct-10	101.2	1.6	929	102.2	3.6	415	100.0	0.5	409	103.4	0.8	105
Nov-10	102.4	0.8	1,027	99.9	3.7	461	104.9	1.3	450	98.3	▲ 9.0	116
Dec-10	99.8	▲ 0.0	1,060	96.4	▲ 1.2	489	100.4	▲ 0.7	468	108.7	7.5	103
Jan-11	99.1	▲ 0.3	451	102.3	3.8	213	95.8	▲ 3.1	176	103.0	▲ 0.5	62
Feb-11	101.0	0.0	372	95.6	▲ 8.0	180	103.8	5.7	138	106.7	1.3	54
Mar-11	100.4	0.2	628	94.6	▲ 4.9	307	101.3	0.4	250	(115.9)	(16.3)	71
Apr-11	103.2	5.3	761	95.7	▲ 2.9	316	106.2	7.3	351	(112.1)	(22.2)	94
May-11	103.4	4.3	841	97.1	▲ 5.7	365	106.8	9.3	382	(107.4)	(14.9)	94
Jun-11	104.3	6.5	922	98.8	▲ 3.1	414	106.4	10.0	429	(114.1)	(25.1)	79
Jul-11	104.0	4.4	927	101.4	3.1	472	104.6	3.8	366	(110.5)	(13.0)	89
Aug-11	105.6	7.3	851	101.3	1.8	383	107.2	10.0	393	(113.9)	(15.0)	75
Sep-11	104.4	1.6	989	98.2	0.0	510	107.5	2.2	394	(114.0)	(5.7)	85
Oct-11	104.7	3.6	825	98.1	▲ 4.0	419	106.9	6.9	331	(122.4)	(18.5)	75
Nov-11	103.7	1.3	911	99.4	▲ 0.5	430	103.9	▲ 0.9	380	(117.7)	(19.7)	101
Dec-11	103.0	3.2	1,093	94.1	▲ 2.4	551	106.7	6.2	429	(121.8)	(12.0)	113
Jan-12	104.4	5.4	531	95.6	▲ 6.6	270	107.9	12.7	197	(121.5)	(18.0)	64
Feb-12	103.7	2.7	731	99.1	3.7	333	105.0	1.2	298	(113.4)	(6.2)	100
Mar-12	107.4	7.0	1,104	103.3	9.3	474	107.6	6.2	459	(119.0)	(2.7)	171
Apr-12	106.0	2.7	933	98.8	3.2	425	106.5	0.3	405	(130.1)	(16.1)	103
May-12	107.5	3.9	1,009	102.6	5.6	487	107.6	0.7	411	(125.2)	(16.6)	111
Jun-12	106.8	2.4	1,068	98.7	▲ 0.1	547	108.4	2.0	418	(131.8)	(15.5)	103
Jul-12	106.6	2.6	1,215	97.2	▲ 4.1	642	110.6	5.7	470	126.3	14.3	103
Aug-12	106.3	0.7	1,041	97.9	▲ 3.3	520	109.2	1.9	436	126.6	11.1	85
Sep-12	107.4	2.9	1,039	101.1	3.0	527	108.1	0.6	392	128.0	12.3	120
Oct-12	106.6	1.8	1,164	98.6	0.5	597	106.3	▲ 0.6	473	144.2	17.8	94
Nov-12	106.9	3.1	1,242	92.9	▲ 6.6	596	111.1	6.9	524	141.1	19.9	122
Dec-12	106.7	3.7	1,273	96.3	2.4	623	110.9	4.0	521	125.7	3.2	129
Jan-13	106.2	1.7	704	97.7	2.2	322	106.8	▲ 1.1	292	134.0	10.2	90
Feb-13	108.2	4.3	761	95.6	▲ 3.6	380	113.1	7.8	299	133.8	18.0	82
Mar-13	112.7	4.9	1,243	99.4	▲ 3.8	562	117.5	9.1	500	134.1	12.6	181
Apr-13	112.2	5.9	1,052	98.8	0.0	468	114.2	7.3	431	144.4	11.0	153
May-13	114.1	6.2	1,079	105.9	3.2	518	113.3	5.3	414	144.7	15.6	147
Jun-13	112.8	5.6	1,162	101.5	2.9	593	115.4	6.4	427	143.2	8.7	142
Jul-13	110.4	3.6	1,354	98.0	0.9	710	114.8	3.8	509	140.3	11.1	135
Aug-13	112.8	6.1	1,120	104.1	6.3	599	113.0	3.5	416	149.3	17.9	105
Sep-13	110.7	3.1	1,163	100.4	▲ 0.7	606	112.3	3.8	449	145.4	13.6	108
Oct-13	115.0	7.9	1,163	103.0	4.4	568	117.3	10.4	465	151.0	4.7	130
Nov-13	113.8	6.4	1,145	103.8	11.7	511	113.4	2.1	506	151.3	7.2	128
Dec-13	112.3	5.2	1,296	99.4	3.2	627	115.0	3.7	557	149.8	19.2	112
Jan-14	115.2	8.5	769	102.2	4.6	359	114.4	7.2	305	164.5	22.8	105
Feb-14	115.7	7.0	847	103.0	7.7	338	117.6	3.9	370	147.5	10.2	139
Mar-14	117.5	4.2	1,429	106.0	6.6	547	117.1	▲ 0.3	695	155.8	16.2	187
Apr-14	115.4	2.9	810	93.2	▲ 5.7	333	119.3	4.4	350	166.4	15.2	127
May-14	115.6	1.3	822	103.2	▲ 2.5	368	114.4	0.9	344	164.1	13.4	110
Jun-14	114.5	1.6	1,015	97.0	▲ 4.5	431	116.9	1.3	452	160.8	12.3	132
Jul-14	113.7	3.0	1,058	99.5	1.5	475	114.5	▲ 0.3	445	158.9	13.3	138
Aug-14	116.7	3.4	879	106.3	2.1	414	113.4	0.4	342	168.9	13.2	123
Sep-14	116.1	4.8	986	100.9	0.5	425	117.3	4.5	414	157.7	8.5	147
Oct-14	116.1	1.0	1,006	103.7	0.7	439	113.4	▲ 3.3	416	166.2	10.1	151
Nov-14	112.1	▲ 1.5	1,044	99.1	▲ 4.5	464	113.8	0.3	456	154.4	2.1	124
Dec-14	114.4	1.9	1,130	103.3	4.0	500	112.1	▲ 2.5	504	169.8	13.4	126
Jan-15	121.7	5.6	640	109.3	6.9	258	123.1	7.6	290	152.8	▲ 7.1	92
Feb-15	119.9	3.6	702	107.6	4.5	290	119.0	1.2	312	164.1	11.3	100
Mar-15	116.0	▲ 1.2	1,219	101.7	▲ 4.0	427	116.7	▲ 0.4	590	154.5	▲ 0.8	202
Apr-15	119.0	3.1	912	107.3	15.1	385	115.9	▲ 2.8	382	168.0	1.0	145
May-15	118.2	2.3	774	107.0	3.7	333	116.1	1.5	329	166.1	1.2	112
Jun-15	117.4	2.5	1,028	97.7	0.8	410	119.9	2.6	483	170.4	5.9	135
Jul-15	116.8	2.7	1,139	102.0	2.5	457	114.3	▲ 0.1	545	180.3	13.5	137
Aug-15	117.5	0.7	958	103.5	▲ 2.6	433	118.8	4.7	423	165.5	▲ 2.0	102
Sep-15	*117.4*	*1.2*	*1,030*	*100.8*	*▲ 0.1*	*421*	*119.1*	*1.6*	*476*	*162.1*	*2.8*	*133*
Oct-15	*115.4*	*▲ 0.7*	*914*	*100.5*	*▲ 3.1*	*436*	*115.8*	*2.1*	*363*	*169.2*	*1.8*	*115*
Nov-15	*116.4*	*3.9*	*596*	*98.9*	*▲ 0.3*	*283*	*119.2*	*4.7*	*216*	*164.7*	*6.7*	*97*

※Due to number of samples being insufficient, numbers with parenthesis are "only advisory".

2-3 Kanto

	Residential Property			Residential Land			Detached House			Condominiums		
	Property Price Index (average of 2010=100)	change compared to year-earlier month (%)	Number of Samples used for calculation	Property Price Index (average of 2010=100)	change compared to year-earlier month (%)	Number of Samples used for calculation	Property Price Index (average of 2010=100)	change compared to year-earlier month (%)	Number of Samples used for calculation	Property Price Index (average of 2010=100)	change compared to year-earlier month (%)	Number of Samples used for calculation
Apr-08	108.7		5,210	113.5		1,216	110.6		2,112	102.3		1,882
May-08	106.1		4,948	113.4		1,311	106.3		1,978	99.4		1,659
Jun-08	107.6		5,465	114.0		1,332	108.4		2,294	101.5		1,839
Jul-08	106.2		5,837	110.9		1,452	107.4		2,421	100.7		1,964
Aug-08	104.9		4,998	113.0		1,250	105.5		2,037	97.7		1,711
Sep-08	104.7		5,398	107.6		1,330	107.3		2,223	98.7		1,845
Oct-08	101.7		5,404	103.6		1,355	103.1		2,192	98.4		1,857
Nov-08	101.1		4,873	104.4		1,121	102.3		2,074	97.0		1,678
Dec-08	98.6		5,379	98.9		1,370	101.4		2,157	94.6		1,852
Jan-09	97.8		3,846	97.6		853	101.6		1,528	93.3		1,465
Feb-09	96.6		4,285	98.0		884	98.4		1,803	93.2		1,598
Mar-09	98.3		7,222	99.9		1,460	101.5		2,929	93.4		2,833
Apr-09	96.0	▲ 11.6	5,055	99.4	▲ 12.5	1,109	95.9	▲ 13.3	2,000	93.9	▲ 8.3	1,946
May-09	97.3	▲ 8.3	4,772	101.4	▲ 10.6	1,171	97.3	▲ 8.5	1,897	94.3	▲ 5.1	1,704
Jun-09	96.5	▲ 10.4	6,257	100.5	▲ 11.8	1,514	97.0	▲ 10.4	2,456	92.9	▲ 8.4	2,287
Jul-09	97.6	▲ 8.1	6,161	101.3	▲ 8.6	1,546	98.2	▲ 8.5	2,411	94.1	▲ 6.5	2,204
Aug-09	97.7	▲ 6.8	4,956	98.7	▲ 12.6	1,243	98.9	▲ 6.2	1,862	95.5	▲ 2.3	1,851
Sep-09	99.6	▲ 4.9	5,490	103.4	▲ 3.9	1,357	100.3	▲ 6.5	2,119	95.9	▲ 2.9	2,014
Oct-09	96.2	▲ 5.5	5,476	97.5	▲ 5.9	1,273	96.3	▲ 6.6	2,081	95.0	▲ 3.4	2,122
Nov-09	99.5	▲ 1.5	5,579	99.5	▲ 4.7	1,329	100.6	▲ 1.6	2,090	98.3	1.3	2,160
Dec-09	97.7	▲ 0.9	5,915	96.9	▲ 2.0	1,540	99.6	▲ 1.8	2,236	95.8	1.3	2,139
Jan-10	98.0	0.2	4,007	96.9	▲ 0.7	905	99.3	▲ 2.3	1,496	97.2	4.2	1,606
Feb-10	98.8	2.3	4,973	96.8	▲ 1.3	1,134	100.0	1.6	1,854	98.8	6.0	1,985
Mar-10	101.0	2.8	7,642	102.1	2.2	1,606	102.1	0.6	2,973	99.0	6.0	3,063
Apr-10	98.9	3.0	5,737	99.9	0.5	1,331	97.2	1.3	2,178	100.2	6.7	2,228
May-10	100.8	3.6	4,900	102.8	1.4	1,170	100.4	3.2	1,842	99.9	6.0	1,888
Jun-10	99.9	3.6	5,812	101.3	0.8	1,482	99.3	2.3	2,146	99.7	7.3	2,184
Jul-10	99.4	1.8	6,501	98.8	▲ 2.5	1,615	99.0	0.8	2,400	100.4	6.6	2,486
Aug-10	100.8	3.2	5,580	100.1	1.4	1,406	100.6	1.6	2,231	101.7	6.5	1,943
Sep-10	101.0	1.4	6,025	102.7	▲ 0.6	1,440	100.5	0.2	2,397	100.3	4.6	2,188
Oct-10	100.3	4.3	5,580	100.2	2.8	1,374	99.0	2.8	2,310	102.1	7.4	1,896
Nov-10	99.9	0.4	6,376	101.0	1.5	1,390	100.7	0.1	2,465	98.3	0.0	2,521
Dec-10	100.9	3.3	6,790	97.4	0.6	1,662	101.9	2.3	2,743	102.4	6.8	2,385
Jan-11	100.4	2.5	4,523	104.2	7.6	1,028	99.6	0.2	1,739	98.9	1.8	1,756
Feb-11	100.4	1.6	4,572	100.5	3.9	1,061	99.3	▲ 0.7	1,762	101.8	3.0	1,749
Mar-11	102.1	1.1	7,049	102.1	▲ 0.0	1,417	101.6	▲ 0.5	2,865	102.8	3.9	2,767
Apr-11	100.7	1.9	4,798	101.7	1.8	1,185	99.0	1.8	1,934	102.3	2.1	1,679
May-11	99.7	▲ 1.1	4,505	98.2	▲ 4.5	1,069	99.8	▲ 0.6	1,865	100.7	0.8	1,571
Jun-11	100.1	0.2	5,380	98.6	▲ 2.7	1,369	99.4	0.1	2,241	102.3	2.7	1,770
Jul-11	100.2	0.8	5,323	99.3	0.5	1,347	100.2	1.2	2,241	101.0	0.6	1,735
Aug-11	100.2	▲ 0.6	5,051	100.3	0.2	1,215	98.9	▲ 1.6	2,148	101.9	0.2	1,688
Sep-11	100.9	▲ 0.1	5,729	100.3	▲ 2.3	1,406	100.3	▲ 0.2	2,486	102.3	2.0	1,837
Oct-11	100.8	0.5	5,016	102.0	1.8	1,226	98.8	▲ 0.2	2,205	102.9	0.8	1,585
Nov-11	97.8	▲ 2.1	5,388	96.1	▲ 4.9	1,255	97.6	▲ 3.1	2,414	99.7	1.4	1,719
Dec-11	98.6	▲ 2.3	6,340	97.5	0.1	1,549	98.8	▲ 3.1	2,709	99.3	▲ 3.0	2,082
Jan-12	100.1	▲ 0.3	3,867	100.1	▲ 4.0	962	98.4	▲ 1.2	1,545	102.5	3.6	1,360
Feb-12	99.0	▲ 1.4	4,919	99.5	▲ 1.0	1,105	97.3	▲ 2.0	2,097	100.9	▲ 0.8	1,717
Mar-12	100.2	▲ 1.9	7,652	100.9	▲ 1.1	1,639	99.5	▲ 2.1	3,126	100.5	▲ 2.3	2,887
Apr-12	97.6	▲ 3.1	5,154	95.8	▲ 5.8	1,155	96.0	▲ 3.0	2,071	101.2	▲ 1.1	1,928
May-12	97.9	▲ 1.8	5,199	97.2	▲ 1.1	1,309	96.7	▲ 3.1	2,096	100.1	▲ 0.6	1,794
Jun-12	98.9	▲ 1.1	5,827	99.1	0.5	1,397	97.8	▲ 1.6	2,521	100.5	▲ 1.8	1,909
Jul-12	97.5	▲ 2.6	6,138	94.7	▲ 4.6	1,539	96.2	▲ 4.0	2,592	101.9	0.9	2,007
Aug-12	97.8	▲ 2.3	5,439	96.0	▲ 4.2	1,297	96.2	▲ 2.7	2,306	101.6	▲ 0.3	1,836
Sep-12	99.0	▲ 1.8	5,690	99.5	▲ 0.8	1,353	98.2	▲ 2.0	2,451	99.8	▲ 2.4	1,886
Oct-12	98.2	▲ 2.5	5,563	99.0	▲ 2.9	1,372	96.7	▲ 2.2	2,361	99.9	▲ 2.9	1,830
Nov-12	97.4	▲ 0.5	6,164	96.7	0.6	1,471	96.7	▲ 0.8	2,577	98.8	▲ 0.9	2,116
Dec-12	97.1	▲ 1.6	6,635	92.8	▲ 4.9	1,576	98.4	▲ 0.4	2,868	98.5	▲ 0.8	2,191
Jan-13	96.9	▲ 3.2	4,263	93.3	▲ 6.8	1,041	96.6	▲ 1.8	1,661	100.0	▲ 2.4	1,561
Feb-13	98.1	▲ 0.9	5,259	99.5	0.0	1,036	96.8	▲ 0.5	2,121	98.8	▲ 2.1	2,102
Mar-13	99.4	▲ 0.8	8,653	98.1	▲ 2.8	1,636	98.8	▲ 0.7	3,589	100.9	0.5	3,428
Apr-13	99.2	1.6	6,341	99.9	4.2	1,336	96.4	0.4	2,466	102.5	1.3	2,539
May-13	98.9	1.0	6,228	97.9	0.8	1,383	96.4	▲ 0.3	2,514	103.0	2.8	2,331
Jun-13	99.7	0.8	6,737	96.9	▲ 2.1	1,555	98.6	0.8	2,769	103.3	2.8	2,413
Jul-13	99.7	2.2	6,944	96.6	2.0	1,634	98.1	2.0	2,771	104.3	2.4	2,539
Aug-13	101.7	4.0	6,198	99.6	3.7	1,471	100.1	4.0	2,477	105.5	3.8	2,250
Sep-13	100.4	1.3	6,195	97.5	▲ 2.0	1,500	98.2	▲ 0.0	2,598	105.7	5.9	2,097
Oct-13	100.6	2.4	5,856	99.6	0.6	1,377	97.4	0.8	2,396	106.2	6.3	2,083
Nov-13	102.0	4.8	6,176	98.3	1.6	1,362	100.4	3.8	2,656	107.3	8.6	2,158
Dec-13	100.7	3.8	6,628	95.0	2.4	1,508	98.5	0.1	2,773	108.6	10.2	2,347
Jan-14	101.0	4.3	4,642	96.6	3.6	983	98.0	1.4	1,754	107.8	7.8	1,905
Feb-14	102.4	4.4	5,311	96.5	▲ 3.1	1,028	99.5	2.7	2,195	110.4	11.7	2,088
Mar-14	102.6	3.3	8,809	96.2	▲ 1.9	1,679	101.1	2.3	3,537	108.8	7.8	3,593
Apr-14	100.3	1.1	4,440	93.4	▲ 6.5	835	98.1	1.8	1,609	107.4	4.8	1,996
May-14	103.1	4.2	4,862	103.5	5.7	893	98.2	1.8	1,905	109.2	6.1	2,064
Jun-14	101.2	1.5	5,593	98.1	1.2	1,149	97.5	▲ 1.1	2,344	109.1	5.6	2,100
Jul-14	102.4	2.7	5,727	98.8	2.3	1,183	98.1	0.0	2,315	111.2	6.5	2,229
Aug-14	101.5	▲ 0.3	4,990	97.1	▲ 2.5	989	97.1	▲ 3.0	2,100	111.0	5.1	1,901
Sep-14	102.8	2.4	5,659	100.0	2.5	1,112	98.2	0.0	2,451	111.4	5.4	2,096
Oct-14	101.3	0.6	5,321	94.4	▲ 5.3	1,057	97.3	▲ 0.1	2,175	111.8	5.3	2,089
Nov-14	101.5	▲ 0.5	5,344	96.9	▲ 1.4	1,063	96.8	▲ 3.5	2,280	111.7	4.2	2,001
Dec-14	102.4	1.7	6,339	99.9	5.2	1,238	97.0	▲ 1.6	2,721	112.2	3.4	2,380
Jan-15	104.2	3.2	3,996	98.3	1.7	755	98.7	0.7	1,480	114.6	6.3	1,761
Feb-15	104.9	2.4	5,242	101.3	5.0	889	99.5	0.0	2,110	114.0	3.3	2,243
Mar-15	105.3	2.7	8,114	97.2	1.0	1,334	99.8	▲ 1.3	3,406	118.3	8.7	3,374
Apr-15	104.6	4.2	5,208	97.6	4.5	973	98.2	0.1	1,974	117.3	9.2	2,261
May-15	105.5	2.4	5,015	99.7	▲ 3.7	930	100.1	2.0	2,031	117.0	7.1	2,054
Jun-15	104.0	2.7	6,230	97.7	▲ 0.4	1,264	98.2	0.7	2,565	116.9	7.1	2,401
Jul-15	105.5	3.0	6,574	100.5	1.7	1,238	98.9	0.8	2,710	118.1	6.2	2,626
Aug-15	105.2	3.7	5,473	99.0	2.0	1,088	99.3	2.2	2,234	117.9	6.3	2,151
Sep-15	*106.9*	*4.0*	*5,746*	*99.7*	*▲ 0.3*	*1,090*	*101.1*	*2.9*	*2,471*	*121.0*	*8.6*	*2,185*
Oct-15	*104.1*	*2.9*	*4,734*	*97.6*	*3.4*	*1,009*	*95.4*	*▲ 2.0*	*1,692*	*119.9*	*7.3*	*2,033*
Nov-15	*106.1*	*4.5*	*3,375*	*95.8*	*▲ 1.1*	*726*	*99.1*	*2.4*	*1,095*	*120.9*	*8.2*	*1,554*

2-4 Hokuriku

	Residential Property			Residential Land			Detached House			Condominiums		
	Property Price Index (average of 2010=100)	change compared to year-earlier month (%)	Number of Samples used for calculation	Property Price Index (average of 2010=100)	change compared to year-earlier month (%)	Number of Samples used for calculation	Property Price Index (average of 2010=100)	change compared to year-earlier month (%)	Number of Samples used for calculation	Property Price Index (average of 2010=100)	change compared to year-earlier month (%)	Number of Samples used for calculation
Apr-08	111.8		240	127.0		123	100.9		101	(97.3)		16
May-08	113.9		233	110.6		127	(119.2)		89	(106.6)		17
Jun-08	116.6		277	110.4		161	(122.0)		89	(123.9)		27
Jul-08	109.9		298	110.5		168	(109.8)		113	(107.2)		17
Aug-08	116.0		280	118.0		160	(116.9)		101	(101.2)		19
Sep-08	109.2		237	109.6		132	(107.8)		90	(114.1)		15
Oct-08	108.7		285	104.9		146	112.3		124	(107.6)		15
Nov-08	112.2		250	106.1		124	117.1		105	(118.3)		21
Dec-08	104.0		284	104.6		171	102.6		94	(106.3)		19
Jan-09	106.6		182	106.5		88	(105.5)		83	(113.9)		11
Feb-09	101.0		176	91.2		89	(109.1)		75	(109.7)		12
Mar-09	105.3		303	104.5		142	106.5		141	(102.5)		20
Apr-09	108.2	▲ 3.2	235	104.7	▲ 17.5	110	111.3	10.3	103	(109.6)	(12.7)	22
May-09	107.9	▲ 5.3	197	105.6	▲ 4.6	89	108.1	▲ 9.3	91	(115.8)	(8.6)	17
Jun-09	100.2	▲ 14.0	291	101.7	▲ 7.9	162	95.9	▲ 21.4	107	(112.0)	(▲9.6)	22
Jul-09	104.6	▲ 4.8	292	101.8	▲ 7.9	159	106.7	▲ 2.9	110	(108.9)	(1.6)	23
Aug-09	104.3	▲ 10.1	208	101.9	▲ 13.6	98	104.6	▲ 10.5	89	(110.6)	(9.3)	21
Sep-09	105.0	▲ 3.9	214	104.9	▲ 4.2	114	(102.2)	(▲5.2)	77	(115.9)	(1.5)	23
Oct-09	103.8	▲ 4.6	245	108.5	3.4	132	(99.9)	(▲11.0)	87	(100.5)	(▲6.6)	26
Nov-09	107.5	▲ 4.3	230	107.8	1.6	119	(104.6)	(▲10.7)	92	(119.7)	(1.2)	19
Dec-09	101.9	▲ 1.9	235	96.2	▲ 8.1	140	(104.7)	(2.0)	78	(118.0)	(11.0)	17
Jan-10	100.1	▲ 6.1	162	99.3	▲ 6.8	96	(102.0)	(▲3.4)	55	(95.3)	(▲16.3)	11
Feb-10	96.3	▲ 4.6	195	99.8	9.4	101	(89.5)	(▲17.9)	81	(118.3)	(7.9)	13
Mar-10	101.8	▲ 3.3	256	91.5	▲ 12.5	141	(108.1)	(1.5)	89	(125.0)	(22.0)	26
Apr-10	101.3	▲ 6.4	235	99.8	▲ 4.7	109	(101.2)	(▲9.1)	101	(107.1)	(▲2.3)	25
May-10	94.2	▲ 12.7	238	98.0	▲ 7.2	133	(95.2)	(▲12.0)	95	(71.8)	(▲38.0)	10
Jun-10	103.8	3.5	299	103.7	2.0	184	(106.2)	(10.7)	91	(95.4)	(▲14.9)	24
Jul-10	98.2	▲ 6.1	318	99.0	▲ 2.7	176	(97.4)	(▲8.7)	109	(97.9)	(▲10.1)	33
Aug-10	99.7	▲ 4.4	260	104.0	2.0	143	(94.5)	(▲9.6)	91	(103.7)	(▲6.3)	26
Sep-10	100.5	▲ 4.3	289	97.9	▲ 6.7	152	(102.1)	(▲0.1)	109	(103.6)	(▲10.6)	28
Oct-10	103.0	▲ 0.7	261	109.0	0.5	144	(98.7)	(▲1.2)	94	(96.1)	(▲4.4)	23
Nov-10	98.4	▲ 8.5	259	96.8	▲ 10.2	136	(102.8)	(▲1.7)	98	(85.9)	(▲28.2)	25
Dec-10	101.6	▲ 0.4	328	101.3	5.4	190	(102.3)	(▲2.3)	109	(99.7)	(▲15.5)	29
Jan-11	99.6	▲ 0.4	190	98.2	▲ 1.0	111	(100.3)	(▲1.6)	60	(102.9)	(7.9)	19
Feb-11	102.1	6.0	188	101.5	1.7	90	(102.8)	(14.8)	80	(101.7)	(▲14.0)	18
Mar-11	100.8	▲ 1.0	278	103.0	12.6	142	(98.7)	(▲8.7)	114	(101.4)	(▲18.8)	22
Apr-11	98.1	▲ 3.1	218	98.7	▲ 1.1	102	(94.6)	(▲6.5)	102	(113.6)	(6.1)	14
May-11	98.7	4.8	239	96.7	▲ 1.4	141	(99.2)	(4.2)	86	(108.1)	(50.5)	12
Jun-11	101.2	▲ 2.5	271	96.9	▲ 6.6	159	(107.8)	(1.5)	95	(91.8)	(▲3.8)	17
Jul-11	103.0	4.9	295	93.8	▲ 5.3	188	(107.9)	(10.8)	88	(130.8)	(33.6)	19
Aug-11	92.7	▲ 7.1	259	88.1	▲ 15.3	151	(97.4)	(3.1)	90	(95.5)	(▲7.9)	18
Sep-11	98.1	▲ 2.4	241	99.2	1.3	141	(97.6)	(▲4.4)	86	(94.6)	(▲8.6)	14
Oct-11	98.0	▲ 4.8	234	95.1	▲ 12.7	135	(100.1)	(1.4)	84	(103.5)	(7.7)	15
Nov-11	96.0	▲ 2.4	252	86.0	▲ 11.1	142	(102.2)	(▲0.5)	92	(115.4)	(34.4)	18
Dec-11	98.0	▲ 3.5	316	95.1	▲ 6.1	169	(101.2)	(▲1.1)	117	(96.6)	(▲3.1)	30
Jan-12	98.5	▲ 1.1	175	92.3	▲ 6.1	101	(101.5)	(1.2)	61	(117.0)	(13.7)	13
Feb-12	93.1	▲ 8.8	175	90.7	▲ 10.6	74	(95.5)	(▲7.1)	82	(91.1)	(▲10.4)	19
Mar-12	100.3	▲ 0.5	369	95.6	▲ 7.3	202	(106.9)	(8.4)	106	(97.0)	(▲4.4)	61
Apr-12	94.9	▲ 3.3	255	89.1	▲ 9.7	138	(99.3)	(5.0)	92	(101.5)	(▲10.7)	25
May-12	97.3	▲ 1.4	273	93.9	▲ 2.9	152	(99.2)	(▲0.0)	104	(106.5)	(▲1.4)	17
Jun-12	97.0	▲ 4.2	278	95.2	▲ 1.7	158	(99.7)	(▲7.5)	103	(91.6)	(▲0.2)	17
Jul-12	96.7	▲ 6.0	283	93.9	0.1	166	(98.4)	(▲8.8)	108	(105.5)	(▲19.3)	9
Aug-12	98.5	6.3	291	93.5	6.2	159	(101.4)	(4.0)	116	(110.2)	(15.3)	16
Sep-12	99.5	1.4	256	96.1	▲ 3.1	132	(101.9)	(4.4)	86	(102.1)	(7.8)	38
Oct-12	91.7	▲ 6.4	332	91.4	▲ 3.9	164	91.4	▲ 8.7	135	(94.5)	(▲8.7)	33
Nov-12	94.9	▲ 1.2	291	86.1	0.1	170	105.9	3.5	99	(94.6)	(▲18.0)	22
Dec-12	97.1	▲ 0.9	321	92.3	▲ 2.9	171	98.3	▲ 2.9	128	(113.8)	(17.8)	22
Jan-13	102.9	4.5	194	94.9	2.9	113	110.9	9.2	72	(101.1)	(▲13.5)	9
Feb-13	99.9	7.3	206	102.4	12.9	117	95.6	0.1	74	(108.6)	(19.1)	15
Mar-13	98.5	▲ 1.7	317	95.4	▲ 0.1	159	100.8	▲ 5.8	106	(100.5)	(3.6)	52
Apr-13	99.3	4.6	260	101.5	13.9	132	95.4	▲ 4.0	112	(111.5)	(9.9)	16
May-13	96.9	▲ 0.4	264	96.3	2.6	157	96.1	▲ 3.1	91	(105.3)	(▲1.2)	16
Jun-13	100.5	3.6	291	97.2	2.0	152	100.4	0.7	113	(117.8)	(28.7)	26
Jul-13	105.0	8.6	363	98.6	5.0	209	108.1	9.8	135	(128.4)	(21.6)	19
Aug-13	97.8	▲ 0.7	271	94.0	0.5	147	95.0	▲ 6.3	103	(130.4)	(18.4)	21
Sep-13	98.6	▲ 0.9	303	98.9	2.9	170	97.3	▲ 4.5	115	(104.5)	(2.3)	18
Oct-13	99.9	8.9	307	97.3	6.5	171	98.1	7.4	106	(118.0)	(24.9)	30
Nov-13	99.1	4.4	283	90.9	5.5	150	101.8	▲ 3.9	108	(127.3)	(34.6)	25
Dec-13	96.8	▲ 0.3	295	91.2	▲ 1.3	162	98.3	0.0	114	(123.1)	(8.2)	19
Jan-14	103.3	0.4	173	100.8	6.2	91	101.7	▲ 8.3	73	(125.8)	(24.4)	9
Feb-14	98.9	▲ 1.0	224	95.2	▲ 7.1	109	97.9	2.4	89	(118.3)	(9.0)	26
Mar-14	103.7	5.2	334	99.7	4.5	176	101.6	0.8	134	(138.2)	(37.6)	24
Apr-14	102.3	3.0	228	98.8	▲ 2.6	114	99.4	4.3	93	(136.1)	(22.0)	21
May-14	99.5	2.6	228	94.0	▲ 2.4	121	100.7	4.8	92	(123.8)	(17.6)	15
Jun-14	101.4	0.9	232	96.7	▲ 0.5	122	102.6	2.2	86	(117.9)	(0.1)	24
Jul-14	98.4	▲ 6.3	247	97.5	▲ 1.2	117	99.3	▲ 8.1	113	(97.5)	(▲24.0)	17
Aug-14	100.4	2.6	212	99.7	6.1	107	98.6	3.8	82	(112.9)	(▲13.4)	23
Sep-14	102.4	3.8	222	104.5	5.6	121	(97.5)	(0.1)	79	(119.0)	(13.9)	22
Oct-14	102.5	2.5	215	99.3	2.0	110	(100.3)	(2.3)	84	(129.7)	(9.9)	21
Nov-14	103.2	4.1	227	98.9	8.8	116	(105.6)	(3.8)	93	(111.0)	(▲12.8)	18
Dec-14	102.9	6.2	245	98.9	8.5	116	(98.1)	(▲0.2)	104	(140.4)	(14.1)	25
Jan-15	101.2	▲ 2.0	157	95.4	▲ 5.3	77	(100.6)	(▲1.0)	66	(134.5)	(6.9)	14
Feb-15	105.5	6.6	174	104.0	9.2	83	(101.9)	(4.1)	79	(137.6)	(16.4)	12
Mar-15	106.7	2.9	285	103.7	4.0	156	(105.4)	(3.8)	106	(128.7)	(▲6.9)	23
Apr-15	108.9	6.5	235	111.8	13.1	97	(101.0)	(1.6)	108	(142.0)	(4.4)	30
May-15	102.5	3.1	207	102.9	9.4	110	(97.9)	(▲2.9)	80	(127.2)	(2.8)	17
Jun-15	100.9	▲ 0.5	271	97.5	0.9	125	(99.4)	(▲3.1)	127	(127.8)	(8.4)	19
Jul-15	106.0	7.7	279	107.3	10.1	148	(97.7)	(▲1.6)	108	(149.4)	(53.2)	23
Aug-15	103.8	3.4	261	103.2	3.6	133	(100.7)	(2.2)	109	(125.8)	(11.5)	19
Sep-15	*100.9*	*▲ 1.4*	*251*	*101.6*	*▲ 2.7*	*130*	*(95.0)*	*(▲2.5)*	*107*	*(137.3)*	*(15.4)*	*14*
Oct-15	*103.4*	*1.0*	*215*	*99.8*	*0.5*	*125*	*(98.8)*	*(▲1.6)*	*70*	*(148.5)*	*(14.5)*	*20*
Nov-15	*101.4*	*▲ 1.7*	*170*	*97.7*	*▲ 1.2*	*92*	*(94.3)*	*(▲10.7)*	*53*	*(147.1)*	*(32.6)*	*25*

※Due to number of samples being insufficient, numbers with parenthesis are "only advisory".

2-5 Chubu

	Residential Property			Residential Land			Detached House			Condominiums		
	Property Price Index (average of 2010=100)	change compared to year-earlier month (%)	Number of Samples used for calculation	Property Price Index (average of 2010=100)	change compared to year-earlier month (%)	Number of Samples used for calculation	Property Price Index (average of 2010=100)	change compared to year-earlier month (%)	Number of Samples used for calculation	Property Price Index (average of 2010=100)	change compared to year-earlier month (%)	Number of Samples used for calculation
Apr-08	106.5		1,393	108.3		489	107.3		651	99.1		253
May-08	109.4		1,437	113.8		578	108.2		656	102.5		203
Jun-08	108.2		1,553	110.3		603	109.5		734	97.7		216
Jul-08	108.9		1,581	110.5		625	108.8		732	104.4		224
Aug-08	107.4		1,562	110.6		664	106.8		678	100.5		220
Sep-08	104.8		1,472	108.1		550	104.7		727	95.5		195
Oct-08	105.9		1,491	106.1		606	107.4		692	98.6		193
Nov-08	104.4		1,412	105.8		526	105.3		691	95.9		195
Dec-08	101.9		1,540	102.6		659	102.2		679	98.4		202
Jan-09	103.4		1,113	105.0		369	103.7		551	97.8		193
Feb-09	101.3		1,117	101.1		401	102.0		542	98.8		174
Mar-09	102.1		1,788	101.8		572	104.0		861	96.0		355
Apr-09	98.6	▲ 7.4	1,278	100.7	▲ 7.0	457	98.3	▲ 8.5	591	95.4	▲ 3.7	230
May-09	97.2	▲ 11.2	1,182	100.3	▲ 11.9	424	96.6	▲ 10.7	574	91.7	▲ 10.5	184
Jun-09	98.1	▲ 9.4	1,562	98.7	▲ 10.6	617	99.2	▲ 9.4	713	91.6	▲ 6.2	232
Jul-09	100.1	▲ 8.0	1,563	101.6	▲ 8.1	606	99.7	▲ 8.3	692	98.4	▲ 5.7	265
Aug-09	98.8	▲ 8.0	1,282	100.2	▲ 9.4	475	98.2	▲ 8.1	617	97.4	▲ 3.1	190
Sep-09	101.4	▲ 3.2	1,501	106.5	▲ 1.5	618	98.7	▲ 5.8	680	99.8	4.4	203
Oct-09	98.5	▲ 7.0	1,320	97.2	▲ 8.4	523	99.1	▲ 7.7	580	99.5	0.9	217
Nov-09	97.7	▲ 6.3	1,501	99.4	▲ 6.0	549	97.1	▲ 7.8	706	96.5	0.5	246
Dec-09	97.5	▲ 4.3	1,533	93.8	▲ 8.6	631	100.4	▲ 1.7	681	95.4	▲ 3.0	221
Jan-10	101.7	▲ 1.6	1,079	101.3	▲ 3.5	420	102.5	▲ 1.2	449	99.8	2.0	210
Feb-10	98.4	▲ 2.9	1,199	96.9	▲ 4.1	414	99.2	▲ 2.7	585	98.1	▲ 0.7	200
Mar-10	101.0	▲ 1.1	1,963	102.7	0.8	616	100.1	▲ 3.8	974	101.3	5.5	373
Apr-10	102.1	3.5	1,578	101.9	1.2	559	103.2	5.0	716	98.7	3.4	303
May-10	99.7	2.5	1,301	99.6	▲ 0.7	542	100.5	4.0	539	96.7	5.5	220
Jun-10	100.8	2.8	1,473	103.0	4.3	663	99.7	0.6	617	98.7	7.7	193
Jul-10	99.3	▲ 0.8	1,659	100.4	▲ 1.2	657	98.7	▲ 1.0	720	99.5	1.1	282
Aug-10	98.8	0.0	1,494	97.4	▲ 2.8	610	99.2	1.0	661	101.0	3.7	223
Sep-10	99.9	▲ 1.6	1,628	99.8	▲ 6.3	637	99.8	1.1	730	100.4	0.6	261
Oct-10	99.3	0.7	1,498	98.4	1.2	614	99.6	0.4	646	100.6	1.1	238
Nov-10	99.4	1.7	1,644	98.8	▲ 0.6	651	99.0	2.0	730	102.9	6.7	263
Dec-10	99.5	2.1	1,846	99.9	6.5	787	98.7	▲ 1.7	785	102.3	7.3	274
Jan-11	99.7	▲ 2.0	1,211	96.1	▲ 5.2	496	100.9	▲ 1.5	518	104.6	4.8	197
Feb-11	96.2	▲ 2.1	1,310	95.6	▲ 1.4	475	96.1	▲ 3.1	625	98.6	0.5	210
Mar-11	97.9	▲ 3.1	1,955	94.7	▲ 7.7	724	98.6	▲ 1.5	871	102.7	1.4	360
Apr-11	96.1	▲ 5.9	1,406	95.5	▲ 6.2	518	95.3	▲ 7.6	668	100.9	2.3	220
May-11	98.8	▲ 0.8	1,398	101.6	2.0	570	95.5	▲ 5.0	619	105.9	9.4	209
Jun-11	96.7	▲ 4.1	1,680	94.6	▲ 8.1	649	96.4	▲ 3.3	797	103.9	5.3	234
Jul-11	99.6	0.3	1,606	95.1	▲ 5.3	685	101.8	3.2	676	103.7	4.2	245
Aug-11	97.1	▲ 1.7	1,537	95.3	▲ 2.2	564	96.7	▲ 2.5	730	103.7	2.7	243
Sep-11	99.6	▲ 0.3	1,700	99.1	▲ 0.7	717	98.5	▲ 1.3	769	106.6	6.2	214
Oct-11	97.1	▲ 2.2	1,470	95.2	▲ 3.2	593	96.9	▲ 2.7	687	104.3	3.7	190
Nov-11	96.4	▲ 3.1	1,591	93.5	▲ 5.4	589	96.2	▲ 2.9	770	106.3	3.2	232
Dec-11	94.4	▲ 5.2	1,893	88.1	▲ 11.7	731	96.1	▲ 2.7	900	105.2	2.8	262
Jan-12	97.0	▲ 2.7	1,116	94.4	▲ 1.7	429	97.7	▲ 3.1	519	101.3	▲ 3.1	168
Feb-12	96.5	0.2	1,460	94.4	▲ 1.2	526	95.7	▲ 0.5	705	105.9	7.4	229
Mar-12	97.7	▲ 0.2	2,078	96.0	1.4	749	97.8	▲ 0.8	1,026	102.2	▲ 0.6	303
Apr-12	95.7	▲ 0.4	1,525	92.9	▲ 2.8	558	95.4	0.1	736	104.7	3.7	231
May-12	94.9	▲ 4.0	1,484	94.4	▲ 7.1	596	93.7	▲ 1.8	685	102.4	▲ 3.3	203
Jun-12	95.0	▲ 1.7	1,732	95.1	0.5	647	93.5	▲ 3.0	862	102.6	▲ 1.3	223
Jul-12	95.6	▲ 4.1	1,736	94.5	▲ 0.6	663	95.2	▲ 6.5	815	100.3	▲ 3.2	258
Aug-12	94.3	▲ 2.9	1,620	90.6	▲ 5.0	648	94.4	▲ 2.3	772	105.2	1.4	200
Sep-12	95.7	▲ 3.9	1,640	97.0	▲ 2.1	677	93.5	▲ 5.1	757	102.6	▲ 3.7	206
Oct-12	97.3	0.2	1,602	95.1	▲ 0.2	678	97.2	0.4	691	105.0	0.7	233
Nov-12	97.7	1.4	1,685	95.3	1.9	699	97.7	1.6	760	105.8	▲ 0.5	226
Dec-12	95.8	1.5	1,926	93.0	5.5	735	95.3	▲ 0.8	949	107.0	1.7	242
Jan-13	95.7	▲ 1.3	1,200	96.0	1.7	488	94.2	▲ 3.6	515	101.5	0.2	197
Feb-13	95.1	▲ 1.4	1,450	94.4	0.1	514	94.7	▲ 1.0	694	99.1	▲ 6.4	242
Mar-13	95.0	▲ 2.7	2,325	92.6	▲ 3.6	786	93.8	▲ 4.1	1,120	106.9	4.7	419
Apr-13	97.2	1.6	1,651	94.1	1.3	598	95.8	0.4	760	111.5	6.5	293
May-13	95.3	0.4	1,667	92.7	▲ 1.9	658	94.4	0.7	765	106.9	4.4	244
Jun-13	98.2	3.4	1,847	96.1	1.1	686	97.0	3.7	893	109.9	7.1	268
Jul-13	97.4	1.9	2,033	96.8	2.4	776	95.4	0.1	958	108.7	8.3	299
Aug-13	97.2	3.1	1,766	93.8	3.5	702	96.4	2.0	835	112.9	7.2	229
Sep-13	97.5	1.9	1,710	92.6	▲ 4.6	692	98.6	5.5	787	107.0	4.3	231
Oct-13	95.8	▲ 1.6	1,732	91.9	▲ 3.3	729	96.1	▲ 1.1	754	106.5	1.4	249
Nov-13	95.6	▲ 2.1	1,687	92.1	▲ 3.4	610	94.5	▲ 3.2	797	111.0	4.9	280
Dec-13	94.4	▲ 1.5	1,946	89.3	▲ 4.0	731	94.2	▲ 1.2	934	111.5	4.2	281
Jan-14	96.6	0.9	1,245	90.6	▲ 5.7	469	97.4	3.4	570	110.8	9.2	206
Feb-14	94.4	▲ 0.7	1,454	87.7	▲ 7.1	452	94.9	0.2	769	110.1	11.1	233
Mar-14	96.6	1.7	2,443	91.7	▲ 1.0	760	96.6	3.0	1,247	109.2	2.2	436
Apr-14	93.5	▲ 3.9	1,267	87.9	▲ 6.6	485	92.8	▲ 3.2	545	111.4	▲ 0.0	237
May-14	96.6	1.4	1,343	92.3	▲ 0.4	514	96.2	1.9	608	109.8	2.7	221
Jun-14	94.6	▲ 3.6	1,612	90.5	▲ 5.9	617	94.9	▲ 2.2	733	105.3	▲ 4.2	262
Jul-14	94.7	▲ 2.7	1,675	90.4	▲ 6.6	625	93.9	▲ 1.6	766	109.8	1.0	284
Aug-14	97.3	0.1	1,475	89.9	▲ 4.1	494	98.9	2.6	728	109.0	▲ 3.4	253
Sep-14	94.1	▲ 3.5	1,607	91.6	▲ 1.1	613	92.1	▲ 6.6	729	110.9	3.6	265
Oct-14	97.3	1.6	1,507	92.6	0.8	577	96.5	0.4	698	114.4	7.5	232
Nov-14	95.4	▲ 0.2	1,517	90.8	▲ 1.4	562	94.6	0.1	699	112.7	1.6	256
Dec-14	96.0	1.7	1,871	90.5	1.4	715	95.7	1.5	876	115.9	4.0	280
Jan-15	98.5	2.0	1,127	93.9	3.7	442	96.6	▲ 0.8	486	122.6	10.6	199
Feb-15	96.8	2.5	1,392	89.2	1.7	460	96.3	1.4	701	120.5	9.5	231
Mar-15	97.0	0.4	2,107	90.6	▲ 1.1	626	95.6	▲ 1.1	1,045	117.8	7.9	436
Apr-15	98.4	5.2	1,467	94.8	7.8	466	95.8	3.3	714	118.3	6.1	287
May-15	96.4	▲ 0.1	1,361	91.2	▲ 1.2	506	95.3	▲ 1.0	606	116.8	6.4	249
Jun-15	95.7	1.1	1,638	88.9	▲ 1.8	587	95.0	0.1	769	118.3	12.3	282
Jul-15	96.4	1.8	1,861	91.0	0.6	706	95.0	1.2	838	118.6	8.1	317
Aug-15	97.1	▲ 0.2	1,665	92.6	2.9	634	93.8	▲ 5.1	736	123.4	13.2	295
Sep-15	*98.6*	*4.8*	*1,693*	*93.5*	*2.1*	*612*	*97.5*	*5.9*	*810*	*118.7*	*7.1*	*271*
Oct-15	*96.6*	*▲ 0.7*	*1,318*	*94.2*	*1.7*	*543*	*93.1*	*▲ 3.5*	*546*	*118.1*	*3.2*	*229*
Nov-15	*94.8*	*▲ 0.6*	*924*	*90.2*	*▲ 0.6*	*375*	*91.9*	*▲ 2.9*	*360*	*117.9*	*4.6*	*189*

2-6 Kinki

	Residential Property			Residential Land			Detached House			Condominiums		
	Property Price Index (average of 2010=100)	change compared to year-earlier month (%)	Number of Samples used for calculation	Property Price Index (average of 2010=100)	change compared to year-earlier month (%)	Number of Samples used for calculation	Property Price Index (average of 2010=100)	change compared to year-earlier month (%)	Number of Samples used for calculation	Property Price Index (average of 2010=100)	change compared to year-earlier month (%)	Number of Samples used for calculation
Apr-08	109.1		2,332	114.8		487	109.5		1,138	103.1		707
May-08	107.2		2,275	109.1		568	108.7		1,082	101.7		625
Jun-08	106.7		2,527	112.1		615	106.8		1,239	100.3		673
Jul-08	107.7		2,656	109.2		562	109.3		1,366	102.1		728
Aug-08	107.4		2,440	109.9		540	108.8		1,252	101.2		648
Sep-08	107.5		2,413	113.2		559	107.5		1,217	101.8		637
Oct-08	105.8		2,419	109.4		523	106.4		1,199	101.1		697
Nov-08	104.9		2,307	110.0		493	106.4		1,199	96.2		615
Dec-08	103.4		2,718	104.6		609	104.5		1,429	99.4		680
Jan-09	101.3		1,819	107.7		361	100.9		904	96.9		554
Feb-09	99.5		1,893	99.6		365	101.5		925	95.1		603
Mar-09	102.7		3,172	107.3		580	103.4		1,568	97.5		1,024
Apr-09	100.7	▲ 7.7	2,495	107.2	▲ 6.6	511	99.9	▲ 8.8	1,206	97.0	▲ 5.9	778
May-09	99.6	▲ 7.1	2,097	99.6	▲ 8.7	447	100.8	▲ 7.3	990	97.1	▲ 4.6	660
Jun-09	100.0	▲ 6.2	2,720	102.7	▲ 8.4	634	100.8	▲ 5.7	1,281	96.1	▲ 4.3	805
Jul-09	100.5	▲ 6.7	2,731	102.6	▲ 6.1	595	100.3	▲ 8.3	1,304	99.0	▲ 3.0	832
Aug-09	99.5	▲ 7.4	2,242	101.3	▲ 7.8	472	99.4	▲ 8.7	1,072	97.9	▲ 3.3	698
Sep-09	101.3	▲ 5.8	2,529	105.9	▲ 6.5	595	100.7	▲ 6.3	1,228	97.9	▲ 3.8	706
Oct-09	97.3	▲ 8.0	2,364	96.4	▲ 11.8	496	97.4	▲ 8.4	1,128	98.0	▲ 3.1	740
Nov-09	101.2	▲ 3.5	2,632	105.7	▲ 3.9	540	100.3	▲ 5.8	1,246	99.5	3.4	846
Dec-09	97.6	▲ 5.6	2,728	95.9	▲ 8.3	570	98.4	▲ 5.8	1,341	97.3	▲ 2.1	817
Jan-10	99.8	▲ 1.4	1,798	101.3	▲ 5.9	373	99.3	▲ 1.7	829	99.6	2.9	596
Feb-10	100.0	0.4	2,219	103.5	3.9	423	98.7	▲ 2.7	1,066	99.5	4.6	730
Mar-10	102.4	▲ 0.3	3,316	104.9	▲ 2.2	620	102.3	▲ 1.1	1,589	100.7	3.2	1,107
Apr-10	98.9	▲ 1.8	2,559	95.8	▲ 10.7	526	100.1	0.3	1,214	98.8	1.9	819
May-10	98.6	▲ 1.0	2,239	98.6	▲ 1.0	490	99.5	▲ 1.3	1,056	96.7	▲ 0.4	693
Jun-10	99.5	▲ 0.5	2,766	99.6	▲ 3.0	700	99.8	▲ 0.9	1,218	98.7	2.7	848
Jul-10	100.5	0.1	2,854	101.4	▲ 1.1	610	101.0	0.7	1,337	98.8	▲ 0.2	907
Aug-10	99.1	▲ 0.3	2,519	101.1	▲ 0.1	589	98.6	▲ 0.9	1,145	98.5	0.6	785
Sep-10	101.2	▲ 0.1	2,776	100.3	▲ 5.3	628	100.4	▲ 0.3	1,315	103.7	5.9	833
Oct-10	101.3	4.1	2,700	101.8	5.6	585	100.4	3.0	1,303	103.1	5.3	812
Nov-10	100.2	▲ 1.0	2,832	97.9	▲ 7.4	587	100.5	0.2	1,384	101.6	2.1	861
Dec-10	98.4	0.8	3,292	93.8	▲ 2.2	727	99.4	1.0	1,630	100.2	3.0	935
Jan-11	99.8	▲ 0.0	2,078	96.9	▲ 4.4	480	99.5	0.3	929	103.2	3.5	669
Feb-11	100.0	0.0	2,207	96.5	▲ 6.8	486	100.9	2.1	1,023	101.3	1.7	698
Mar-11	101.6	▲ 0.8	3,478	99.8	▲ 4.9	747	101.0	▲ 1.3	1,607	104.5	3.8	1,124
Apr-11	100.6	1.7	2,354	99.4	3.8	510	99.6	▲ 0.5	1,136	103.9	5.1	708
May-11	100.3	1.8	2,337	97.4	▲ 1.2	602	100.8	1.3	1,077	102.2	5.7	658
Jun-11	100.9	1.5	2,773	103.7	4.1	716	98.6	▲ 1.3	1,277	103.5	4.8	780
Jul-11	101.0	0.5	2,580	98.7	▲ 2.7	630	101.7	0.8	1,254	101.7	2.9	696
Aug-11	100.7	1.6	2,540	98.1	▲ 3.0	632	100.1	1.5	1,127	105.0	6.6	781
Sep-11	100.6	▲ 0.6	2,760	95.9	▲ 4.3	667	101.6	1.1	1,340	103.0	▲ 0.7	753
Oct-11	98.2	▲ 3.1	2,399	91.3	▲ 10.3	580	99.3	▲ 1.1	1,141	102.6	▲ 0.5	678
Nov-11	99.7	▲ 0.5	2,719	96.7	▲ 1.2	652	99.3	▲ 1.2	1,343	103.8	2.2	724
Dec-11	98.5	0.1	3,042	91.5	▲ 2.4	739	100.3	0.9	1,538	101.7	1.5	765
Jan-12	100.9	1.2	1,892	99.7	3.0	419	101.3	1.7	911	101.4	▲ 1.7	562
Feb-12	99.4	▲ 0.6	2,352	92.7	▲ 3.9	539	99.9	▲ 1.0	1,115	105.1	3.8	698
Mar-12	102.5	0.9	3,615	102.6	2.9	773	100.9	▲ 0.1	1,766	105.9	1.3	1,076
Apr-12	98.5	▲ 2.1	2,564	94.8	▲ 4.7	537	97.4	▲ 2.3	1,235	104.7	0.8	792
May-12	100.3	0.0	2,545	99.6	2.3	634	98.3	▲ 2.5	1,155	105.4	3.1	756
Jun-12	99.4	▲ 1.5	2,710	97.3	▲ 6.2	683	98.0	▲ 0.5	1,275	105.1	1.6	752
Jul-12	100.2	▲ 0.8	2,783	102.6	4.0	691	98.1	▲ 3.5	1,343	102.7	1.0	749
Aug-12	99.4	▲ 1.3	2,544	97.9	▲ 0.2	637	97.5	▲ 2.6	1,191	105.5	0.4	716
Sep-12	101.3	0.7	2,550	97.7	1.9	689	101.1	▲ 0.5	1,228	105.9	2.8	633
Oct-12	99.2	1.0	2,701	101.0	10.6	663	96.2	▲ 3.1	1,266	104.8	2.1	772
Nov-12	100.8	1.1	2,885	97.8	1.2	694	100.0	0.7	1,364	105.9	2.0	827
Dec-12	101.4	2.9	3,125	99.7	9.0	846	100.6	0.3	1,510	105.4	3.7	769
Jan-13	101.6	0.7	2,102	99.5	▲ 0.2	495	101.2	▲ 0.1	958	104.7	3.2	649
Feb-13	99.1	▲ 0.3	2,447	96.7	4.2	536	97.7	▲ 2.2	1,115	104.6	▲ 0.4	796
Mar-13	102.9	0.4	3,829	98.8	▲ 3.7	750	102.3	1.3	1,838	107.9	1.9	1,241
Apr-13	100.3	1.8	2,936	96.9	2.2	601	97.7	0.4	1,334	108.7	3.8	1,001
May-13	102.5	2.2	2,751	101.7	2.0	571	99.2	1.0	1,241	110.0	4.4	939
Jun-13	101.6	2.2	2,923	96.9	▲ 0.4	691	99.8	1.8	1,351	110.4	5.1	881
Jul-13	102.8	2.6	3,051	97.8	▲ 4.7	748	100.9	2.8	1,364	111.9	8.9	939
Aug-13	101.4	2.0	2,692	96.4	▲ 1.5	669	100.0	2.6	1,245	109.7	4.1	778
Sep-13	102.8	1.4	2,814	100.5	2.8	686	100.2	▲ 0.9	1,359	111.2	5.0	769
Oct-13	99.6	0.4	2,744	96.2	▲ 4.7	627	97.0	0.8	1,355	109.9	4.9	762
Nov-13	101.3	0.5	2,855	96.9	▲ 1.0	614	99.4	▲ 0.6	1,397	110.5	4.3	844
Dec-13	102.8	1.4	3,098	96.0	▲ 3.8	733	101.6	0.9	1,481	112.6	6.8	884
Jan-14	102.6	1.0	1,940	98.7	▲ 0.9	430	100.2	▲ 1.0	904	112.0	7.0	606
Feb-14	103.7	4.7	2,487	97.9	1.3	512	100.3	2.6	1,124	116.7	11.5	851
Mar-14	105.2	2.3	4,127	94.0	▲ 4.9	748	104.3	2.0	1,958	116.5	7.9	1,421
Apr-14	103.1	2.8	2,109	95.0	▲ 1.9	395	100.9	3.2	856	114.0	4.9	858
May-14	103.2	0.7	2,188	96.3	▲ 5.3	450	101.3	2.1	964	113.7	3.3	774
Jun-14	101.8	0.2	2,477	98.0	1.2	522	98.2	▲ 1.5	1,070	113.0	2.3	885
Jul-14	102.5	▲ 0.2	2,539	95.1	▲ 2.8	561	100.8	▲ 0.1	1,175	113.6	1.5	803
Aug-14	104.1	2.7	2,172	98.9	2.5	449	100.8	0.8	1,018	116.8	6.4	705
Sep-14	102.9	0.2	2,355	98.2	▲ 2.3	502	98.7	▲ 1.5	1,061	116.7	4.9	792
Oct-14	101.7	2.1	2,331	96.3	0.1	490	97.8	0.9	1,025	115.1	4.7	816
Nov-14	101.2	▲ 0.1	2,331	92.9	▲ 4.1	458	98.5	▲ 0.9	1,094	115.2	4.3	779
Dec-14	102.9	0.1	2,777	98.8	2.9	603	98.5	▲ 3.0	1,275	117.0	3.9	899
Jan-15	104.3	1.7	1,711	99.4	0.7	316	98.8	▲ 1.4	743	119.7	6.9	652
Feb-15	104.8	1.0	2,155	105.2	7.4	419	98.9	▲ 1.4	976	117.2	0.5	760
Mar-15	105.3	0.1	3,291	94.0	▲ 0.0	593	102.7	▲ 1.5	1,469	120.5	3.4	1,229
Apr-15	104.1	1.0	2,493	96.1	1.2	483	98.6	▲ 2.3	1,053	121.8	6.8	957
May-15	104.3	1.0	2,164	96.9	0.6	452	99.4	▲ 1.9	931	120.3	5.8	781
Jun-15	101.6	▲ 0.3	2,647	95.1	▲ 3.0	523	96.5	▲ 1.8	1,181	118.3	4.7	943
Jul-15	105.4	2.8	2,800	102.7	8.0	541	98.8	▲ 2.0	1,287	122.2	7.6	972
Aug-15	103.8	▲ 0.3	2,319	97.7	▲ 1.2	479	98.5	▲ 2.3	1,030	121.5	4.1	810
Sep-15	*107.0*	*3.9*	*2,412*	*104.6*	*6.5*	*566*	*102.0*	*3.3*	*1,071*	*120.5*	*3.3*	*775*
Oct-15	*102.9*	*1.2*	*1,993*	*97.6*	*1.3*	*465*	*96.8*	*▲ 1.0*	*782*	*119.6*	*4.0*	*746*
Nov-15	*104.0*	*2.8*	*1,477*	*96.3*	*3.6*	*314*	*96.4*	*▲ 2.1*	*539*	*124.5*	*8.0*	*624*

2-7 Chugoku

	Residential Property			Residential Land			Detached House			Condominiums		
	Property Price Index (average of 2010=100)	change compared to year-earlier month (%)	Number of Samples used for calculation	Property Price Index (average of 2010=100)	change compared to year-earlier month (%)	Number of Samples used for calculation	Property Price Index (average of 2010=100)	change compared to year-earlier month (%)	Number of Samples used for calculation	Property Price Index (average of 2010=100)	change compared to year-earlier month (%)	Number of Samples used for calculation
Apr-08	100.2		529	99.0		193	103.7		286	(86.5)		50
May-08	104.2		552	111.5		214	101.9		288	(95.6)		50
Jun-08	102.2		561	104.7		234	103.3		273	(90.7)		54
Jul-08	102.9		640	112.2		264	101.1		323	(85.7)		53
Aug-08	106.9		586	106.3		237	109.1		290	(98.3)		59
Sep-08	103.1		570	108.1		229	102.3		293	(93.1)		48
Oct-08	95.8		567	95.9		239	98.3		278	(83.4)		50
Nov-08	96.6		551	98.1		198	97.5		305	(88.3)		48
Dec-08	96.5		602	89.8		270	102.6		287	(88.7)		45
Jan-09	94.1		435	94.1		170	96.5		227	(81.1)		38
Feb-09	94.8		406	98.2		156	92.8		212	(95.6)		38
Mar-09	98.5		639	104.6		222	98.7		332	(84.8)		85
Apr-09	95.8	▲ 4.5	555	102.1	3.1	214	94.2	▲ 9.1	280	(86.9)	(0.4)	61
May-09	95.9	▲ 8.0	436	106.0	▲ 4.9	169	92.7	▲ 9.0	203	(87.6)	(▲8.4)	64
Jun-09	99.3	▲ 2.8	585	114.7	9.5	230	92.8	▲ 10.1	292	(90.9)	(0.3)	63
Jul-09	98.6	▲ 4.3	584	105.7	▲ 5.8	246	97.7	▲ 3.4	282	(84.0)	(▲2.0)	56
Aug-09	96.9	▲ 9.3	472	100.9	▲ 5.0	172	97.9	▲ 10.3	247	(82.7)	(▲15.9)	53
Sep-09	95.6	▲ 7.3	574	104.6	▲ 3.3	215	93.6	▲ 8.5	301	(84.2)	(▲9.5)	58
Oct-09	95.5	▲ 0.3	511	96.6	0.7	205	96.9	▲ 1.4	250	(86.5)	(3.8)	56
Nov-09	95.8	▲ 0.9	531	100.0	2.0	208	95.0	▲ 2.5	265	(89.5)	(1.3)	58
Dec-09	94.4	▲ 2.1	634	102.0	13.6	268	92.3	▲ 10.1	302	(84.4)	(▲4.9)	64
Jan-10	101.2	7.5	381	107.7	14.4	147	97.1	0.6	184	(102.2)	(26.0)	50
Feb-10	95.8	1.0	487	91.1	▲ 7.2	192	96.3	3.7	234	(103.9)	(8.6)	61
Mar-10	100.7	2.2	682	103.3	▲ 1.2	245	99.3	0.6	344	(101.3)	(19.5)	93
Apr-10	98.0	2.4	534	96.6	▲ 5.4	216	98.6	4.7	255	(99.2)	(14.2)	63
May-10	98.8	3.1	473	103.9	▲ 2.0	198	96.7	4.4	213	(95.5)	(9.1)	62
Jun-10	100.9	1.6	582	100.3	▲ 12.6	239	103.1	11.0	257	(94.9)	(4.3)	86
Jul-10	100.2	1.7	725	98.7	▲ 6.6	276	101.3	3.7	281	(99.8)	(18.8)	168
Aug-10	101.5	4.8	557	99.7	▲ 1.2	271	103.3	5.5	218	(99.8)	(20.7)	68
Sep-10	100.6	5.3	620	101.8	▲ 2.7	262	100.9	7.8	275	(96.7)	(14.8)	83
Oct-10	98.6	3.3	572	97.0	0.4	231	97.8	0.8	271	(105.7)	(22.2)	70
Nov-10	102.5	7.0	637	103.7	3.7	244	101.4	6.7	314	(104.3)	(16.6)	79
Dec-10	100.7	6.6	702	96.1	▲ 5.7	318	104.2	13.0	317	(96.8)	(14.7)	67
Jan-11	99.5	▲ 1.6	442	102.0	▲ 5.3	188	99.5	2.5	213	(92.9)	(▲9.0)	41
Feb-11	101.9	6.5	512	103.0	13.0	190	103.1	7.1	228	(97.1)	(▲6.5)	94
Mar-11	101.0	0.3	676	101.9	▲ 1.4	265	100.1	0.9	327	(102.6)	(1.3)	84
Apr-11	101.4	3.4	565	100.3	3.9	231	103.0	4.4	257	(97.6)	(▲1.7)	77
May-11	102.1	3.3	536	104.7	0.8	238	101.6	5.1	227	(97.4)	(1.9)	71
Jun-11	98.7	▲ 2.2	618	95.3	▲ 5.0	254	100.0	▲ 3.0	288	(101.3)	(6.8)	76
Jul-11	100.2	▲ 0.0	624	102.3	3.6	277	99.6	▲ 1.7	282	(96.6)	(▲3.2)	65
Aug-11	99.8	▲ 1.7	520	99.7	▲ 0.0	225	99.8	▲ 3.4	245	(100.5)	(0.6)	50
Sep-11	103.2	2.6	574	104.2	2.4	261	103.2	2.3	251	(100.5)	(3.9)	62
Oct-11	104.9	6.4	506	104.8	8.1	226	105.0	7.4	227	(104.9)	(▲0.8)	53
Nov-11	99.3	▲ 3.1	561	95.1	▲ 8.3	211	101.2	▲ 0.2	277	(101.4)	(▲2.8)	73
Dec-11	103.3	2.7	683	102.3	6.4	316	104.5	0.2	305	(101.0)	(4.3)	62
Jan-12	97.2	▲ 2.4	410	100.8	▲ 1.2	187	94.8	▲ 4.7	186	(96.8)	(4.2)	37
Feb-12	98.8	▲ 3.1	506	101.5	▲ 1.5	186	98.2	▲ 4.8	253	(94.8)	(▲2.4)	67
Mar-12	98.6	▲ 2.4	738	97.6	▲ 4.1	309	99.6	▲ 0.5	348	(96.1)	(▲6.3)	81
Apr-12	100.8	▲ 0.6	573	103.4	3.0	229	98.5	▲ 4.4	284	(105.0)	(7.6)	60
May-12	99.8	▲ 2.3	535	97.2	▲ 7.1	239	100.2	▲ 1.4	244	(105.3)	(8.1)	52
Jun-12	101.9	3.2	576	95.7	0.4	242	104.5	4.6	269	(107.8)	(6.4)	65
Jul-12	97.5	▲ 2.7	669	92.0	▲ 10.1	315	99.4	▲ 0.2	288	(106.7)	(10.5)	66
Aug-12	100.1	0.3	591	95.5	▲ 4.3	265	101.0	1.2	270	(110.9)	(10.4)	56
Sep-12	105.2	1.9	536	92.4	▲ 11.3	224	113.6	10.0	257	(101.6)	(1.1)	55
Oct-12	100.7	▲ 4.0	622	102.6	▲ 2.1	272	101.1	▲ 3.8	298	(92.9)	(▲11.4)	52
Nov-12	101.7	2.4	615	100.4	5.5	263	99.7	▲ 1.5	297	(116.2)	(14.7)	55
Dec-12	99.2	▲ 4.0	745	87.3	▲ 14.7	341	106.0	1.4	347	(102.4)	(1.4)	57
Jan-13	101.7	4.7	426	99.4	▲ 1.4	199	102.3	7.9	180	(106.8)	(10.3)	47
Feb-13	98.6	▲ 0.2	496	99.9	▲ 1.6	203	96.9	▲ 1.4	235	(104.0)	(9.7)	58
Mar-13	104.3	5.8	856	99.9	2.3	331	107.9	8.3	412	(100.1)	(4.1)	113
Apr-13	106.4	5.5	605	105.3	1.9	253	106.4	8.1	271	(109.0)	(3.8)	81
May-13	105.1	5.3	568	96.2	▲ 1.1	247	109.7	9.5	257	(109.2)	(3.7)	64
Jun-13	103.2	1.3	590	97.9	2.4	264	103.3	▲ 1.2	250	(117.1)	(8.6)	76
Jul-13	103.2	5.9	712	96.1	4.4	332	105.9	6.5	312	(113.7)	(6.5)	68
Aug-13	105.8	5.7	619	97.4	2.0	296	110.5	9.4	267	(110.0)	(▲0.9)	56
Sep-13	104.8	▲ 0.4	608	93.6	1.3	267	113.3	▲ 0.2	279	(100.9)	(▲0.7)	62
Oct-13	102.3	1.6	622	97.6	▲ 4.9	270	104.8	3.7	285	(104.2)	(12.1)	67
Nov-13	108.8	7.0	592	98.2	▲ 2.1	218	113.7	14.0	300	(111.8)	(▲3.8)	74
Dec-13	100.6	1.4	688	89.9	3.0	286	104.8	▲ 1.1	327	(112.0)	(9.4)	75
Jan-14	103.7	1.9	468	95.3	▲ 4.1	176	109.3	6.8	231	(100.2)	(▲6.2)	61
Feb-14	99.9	1.3	522	97.1	▲ 2.8	211	100.8	4.0	248	(103.3)	(▲0.7)	63
Mar-14	104.4	0.1	884	90.7	▲ 9.2	300	109.1	1.2	459	(115.6)	(15.5)	125
Apr-14	102.4	▲ 3.7	449	99.3	▲ 5.7	193	102.0	▲ 4.2	199	(113.2)	(3.8)	57
May-14	103.9	▲ 1.1	522	93.8	▲ 2.5	220	105.9	▲ 3.5	246	(124.6)	(14.1)	56
Jun-14	104.7	1.4	508	98.0	0.1	190	105.3	1.9	267	(120.9)	(3.2)	51
Jul-14	105.2	2.0	576	105.5	9.8	216	102.9	▲ 2.9	289	(116.6)	(2.5)	71
Aug-14	104.5	▲ 1.2	492	107.8	10.7	169	100.6	▲ 8.9	269	(116.7)	(6.1)	54
Sep-14	105.9	1.1	540	101.0	7.9	217	107.0	▲ 5.6	266	(115.1)	(14.1)	57
Oct-14	103.6	1.3	527	94.0	▲ 3.7	200	104.8	0.0	269	(124.6)	(19.6)	58
Nov-14	102.7	▲ 5.6	531	93.3	▲ 5.0	199	103.6	▲ 8.9	274	(123.4)	(10.4)	58
Dec-14	98.7	▲ 2.0	656	87.4	▲ 2.8	263	98.2	▲ 6.3	299	(130.2)	(16.3)	94
Jan-15	105.2	1.5	396	91.4	▲ 4.1	158	107.5	▲ 1.7	190	(130.3)	(30.0)	48
Feb-15	107.4	7.6	466	93.5	▲ 3.7	176	111.4	10.6	226	(124.6)	(20.7)	64
Mar-15	106.8	2.4	731	97.4	7.5	228	107.2	▲ 1.7	385	(125.3)	(8.4)	118
Apr-15	107.8	5.3	475	91.7	▲ 7.6	157	109.7	7.6	240	(139.3)	(23.0)	78
May-15	105.0	1.1	468	91.0	▲ 3.0	171	106.2	0.3	231	(136.6)	(9.6)	66
Jun-15	105.4	0.7	590	100.1	2.1	199	103.1	▲ 2.1	311	(130.1)	(7.7)	80
Jul-15	101.5	▲ 3.5	699	97.1	▲ 8.0	242	101.4	▲ 1.4	378	(114.4)	(▲1.9)	79
Aug-15	103.8	▲ 0.7	561	91.4	▲ 15.2	204	105.0	4.3	299	(133.1)	(14.0)	58
Sep-15	*103.4*	*▲ 2.4*	*614*	*91.3*	*▲ 9.6*	*226*	*103.5*	*▲ 3.2*	*315*	*(134.1)*	*(16.5)*	*73*
Oct-15	*103.3*	*▲ 0.3*	*504*	*94.8*	*0.9*	*206*	*103.9*	*▲ 0.9*	*236*	*(123.8)*	*(▲0.6)*	*62*
Nov-15	*103.1*	*0.4*	*319*	*92.8*	*▲ 0.5*	*131*	*104.9*	*1.2*	*139*	*(124.3)*	*(0.7)*	*49*

※Due to number of samples being insufficient, numbers with parenthesis are "only advisory".

2-8 Shikoku

	Residential Property			Residential Land			Detached House			Condominiums		
	Property Price Index (average of 2010=100)	change compared to year-earlier month (%)	Number of Samples used for calculation	Property Price Index (average of 2010=100)	change compared to year-earlier month (%)	Number of Samples used for calculation	Property Price Index (average of 2010=100)	change compared to year-earlier month (%)	Number of Samples used for calculation	Property Price Index (average of 2010=100)	change compared to year-earlier month (%)	Number of Samples used for calculation
Apr-08	106.3		271	112.1		115	104.4		130	(94.2)		26
May-08	108.8		286	110.1		141	107.7		121	(107.9)		24
Jun-08	111.7		278	109.8		123	114.5		131	(102.5)		24
Jul-08	105.2		340	114.4		148	98.1		165	(107.0)		27
Aug-08	110.2		307	109.5		140	108.7		137	(121.1)		30
Sep-08	109.1		228	113.8		101	105.7		109	(108.6)		18
Oct-08	110.2		313	114.9		123	108.4		167	(101.5)		23
Nov-08	101.8		283	107.0		118	99.6		142	(93.1)		23
Dec-08	101.1		295	104.9		139	99.5		128	(92.2)		28
Jan-09	100.2		225	107.4		93	96.4		116	(95.4)		16
Feb-09	110.8		203	112.6		72	109.9		111	(110.0)		20
Mar-09	103.9		334	105.9		122	103.8		182	(95.9)		30
Apr-09	100.9	▲ 5.1	251	112.3	0.2	114	94.9	▲ 9.0	107	(86.7)	(▲8.0)	30
May-09	99.8	▲ 8.3	239	104.5	▲ 5.2	99	95.3	▲ 11.5	113	(105.7)	(▲2.1)	27
Jun-09	102.5	▲ 8.2	310	99.7	▲ 9.1	130	103.8	▲ 9.3	141	(105.0)	(2.5)	39
Jul-09	98.9	▲ 6.0	314	98.8	▲ 13.6	152	99.5	1.4	135	(95.1)	(▲11.1)	27
Aug-09	99.7	▲ 9.5	241	101.4	▲ 7.4	101	98.8	▲ 9.1	114	(97.9)	(▲19.1)	26
Sep-09	104.3	▲ 4.4	253	110.3	▲ 3.1	112	102.0	▲ 3.5	117	(93.8)	(▲13.6)	24
Oct-09	104.0	▲ 5.7	276	106.4	▲ 7.4	134	102.7	▲ 5.3	119	(99.7)	(▲1.8)	23
Nov-09	101.4	▲ 0.3	248	98.5	▲ 7.9	111	104.8	5.2	113	(96.0)	(3.1)	24
Dec-09	101.7	0.6	358	103.3	▲ 1.6	162	101.7	2.2	161	(95.9)	(4.0)	35
Jan-10	95.9	▲ 4.3	233	92.6	▲ 13.8	92	96.8	0.4	115	(103.0)	(8.0)	26
Feb-10	101.1	▲ 8.7	240	102.6	▲ 8.8	104	101.7	▲ 7.5	108	(93.6)	(▲14.9)	28
Mar-10	98.4	▲ 5.3	324	102.3	▲ 3.4	135	97.0	▲ 6.6	150	(91.2)	(▲4.9)	39
Apr-10	100.7	▲ 0.1	266	98.5	▲ 12.3	110	102.3	7.8	109	(101.4)	(17.0)	47
May-10	99.3	▲ 0.5	217	104.9	0.4	93	94.8	▲ 0.5	95	(101.6)	(▲3.8)	29
Jun-10	101.2	▲ 1.3	294	97.5	▲ 2.3	149	103.5	▲ 0.3	113	(105.2)	(0.2)	32
Jul-10	104.5	5.7	354	98.1	▲ 0.7	182	108.1	8.6	139	(114.7)	(20.6)	33
Aug-10	96.7	▲ 3.0	278	106.6	5.2	132	88.5	▲ 10.4	115	(98.9)	(1.1)	31
Sep-10	99.6	▲ 4.5	305	99.5	▲ 9.8	150	99.5	▲ 2.4	130	(101.4)	(8.1)	25
Oct-10	102.1	▲ 1.7	305	103.6	▲ 2.6	154	102.4	▲ 0.3	125	(93.5)	(▲6.2)	26
Nov-10	100.0	▲ 1.4	286	97.1	▲ 1.5	145	103.6	▲ 1.2	112	(95.0)	(▲1.0)	29
Dec-10	99.6	▲ 2.1	304	96.8	▲ 6.3	156	101.8	0.1	116	(100.4)	(4.7)	32
Jan-11	93.3	▲ 2.7	229	97.5	5.4	89	91.2	▲ 5.8	109	(90.2)	(▲12.4)	31
Feb-11	93.8	▲ 7.3	246	91.0	▲ 11.3	114	92.5	▲ 9.1	108	(112.8)	(20.5)	24
Mar-11	99.4	1.0	330	103.0	0.7	148	94.1	▲ 2.9	139	(110.9)	(21.6)	43
Apr-11	99.4	▲ 1.4	269	99.9	1.4	132	101.2	▲ 1.1	112	(88.0)	(▲13.2)	25
May-11	100.8	1.5	274	100.4	▲ 4.3	151	99.8	5.2	102	(108.4)	(6.7)	21
Jun-11	99.6	▲ 1.6	310	99.7	2.3	166	98.1	▲ 5.2	113	(106.3)	(1.0)	31
Jul-11	103.9	▲ 0.5	298	103.9	6.0	157	99.1	▲ 8.3	114	(129.4)	(12.8)	27
Aug-11	95.6	▲ 1.1	266	93.1	▲ 12.7	129	96.3	8.7	112	(103.2)	(4.3)	25
Sep-11	97.7	▲ 1.9	304	100.9	1.4	166	94.4	▲ 5.1	120	(104.3)	(2.9)	18
Oct-11	98.6	▲ 3.5	280	95.7	▲ 7.7	136	97.0	▲ 5.2	115	(120.8)	(29.1)	29
Nov-11	103.0	2.9	302	102.2	5.3	162	100.4	▲ 3.0	111	(121.1)	(27.6)	29
Dec-11	98.6	▲ 1.0	378	97.5	0.8	202	99.2	▲ 2.6	132	(100.8)	(0.4)	44
Jan-12	96.0	2.9	227	95.7	▲ 1.9	107	94.4	3.5	90	(106.2)	(17.8)	30
Feb-12	95.1	1.4	247	94.1	3.4	119	92.7	0.3	100	(113.9)	(1.0)	28
Mar-12	94.7	▲ 4.7	351	89.2	▲ 13.4	146	94.9	0.8	137	(106.3)	(▲4.2)	68
Apr-12	103.9	4.6	269	109.2	9.3	133	98.8	▲ 2.4	103	(108.3)	(23.0)	33
May-12	102.0	1.2	293	102.0	1.6	147	99.2	▲ 0.6	114	(117.4)	(8.3)	32
Jun-12	97.9	▲ 1.7	311	100.0	0.3	160	92.3	▲ 5.9	120	(117.5)	(10.6)	31
Jul-12	99.9	▲ 3.9	334	99.0	▲ 4.8	177	96.9	▲ 2.2	122	(120.7)	(▲6.7)	35
Aug-12	100.1	4.8	296	98.4	5.7	156	98.7	2.5	118	(117.1)	(13.5)	22
Sep-12	95.2	▲ 2.6	268	98.7	▲ 2.2	141	91.3	▲ 3.3	107	(103.0)	(▲1.2)	20
Oct-12	96.7	▲ 1.9	309	96.2	0.5	166	96.5	▲ 0.5	109	(100.4)	(▲16.9)	34
Nov-12	98.4	▲ 4.4	276	98.2	▲ 3.8	134	97.3	▲ 3.1	111	(104.5)	(▲13.7)	31
Dec-12	97.4	▲ 1.3	337	104.1	6.7	174	90.7	▲ 8.5	122	(106.5)	(5.7)	41
Jan-13	95.3	▲ 0.7	223	100.4	4.9	109	86.9	▲ 7.9	81	(119.0)	(12.0)	33
Feb-13	99.1	4.2	286	100.5	6.8	134	93.5	0.8	114	(119.7)	(5.0)	38
Mar-13	95.6	0.9	378	90.1	1.0	185	96.1	1.3	147	(116.1)	(9.2)	46
Apr-13	94.9	▲ 8.6	356	99.5	▲ 8.9	164	88.2	▲ 10.7	154	(117.0)	(8.1)	38
May-13	98.7	▲ 3.3	330	98.4	▲ 3.6	176	95.7	▲ 3.6	120	(115.4)	(▲1.7)	34
Jun-13	97.1	▲ 0.8	274	98.6	▲ 1.4	139	91.5	▲ 0.8	101	(120.9)	(2.9)	34
Jul-13	97.4	▲ 2.5	345	95.8	▲ 3.2	184	94.9	▲ 2.1	127	(121.2)	(0.4)	34
Aug-13	94.2	▲ 5.9	313	99.2	0.8	177	86.5	▲ 12.4	118	(122.7)	(4.8)	18
Sep-13	97.8	2.7	288	98.1	▲ 0.5	138	96.4	5.5	115	(104.7)	(1.6)	35
Oct-13	97.4	0.7	294	103.8	7.9	150	89.9	▲ 6.9	115	(112.2)	(11.8)	29
Nov-13	101.7	3.3	272	100.4	2.2	142	98.2	0.9	93	(125.6)	(20.2)	37
Dec-13	94.8	▲ 2.6	351	93.2	▲ 10.4	179	92.5	1.9	138	(115.4)	(8.4)	34
Jan-14	98.2	3.0	219	97.3	▲ 3.1	108	93.5	7.6	89	(127.3)	(7.0)	22
Feb-14	96.4	▲ 2.7	258	91.2	▲ 9.2	107	96.1	2.8	119	(120.7)	(0.9)	32
Mar-14	96.3	0.8	390	96.3	6.9	164	91.7	▲ 4.6	170	(122.0)	(5.1)	56
Apr-14	91.9	▲ 3.2	234	85.8	▲ 13.7	101	90.6	2.7	110	(126.2)	(7.9)	23
May-14	92.6	▲ 6.2	239	93.7	▲ 4.8	118	88.4	▲ 7.6	98	(111.4)	(▲3.5)	23
Jun-14	98.9	1.9	253	106.0	7.5	114	91.5	▲ 0.0	105	(114.1)	(▲5.6)	34
Jul-14	96.4	▲ 1.0	284	90.0	▲ 6.1	138	94.2	▲ 0.7	122	(145.6)	(20.1)	24
Aug-14	102.8	9.1	211	104.9	5.7	98	97.0	12.1	88	(128.0)	(4.3)	25
Sep-14	98.2	0.3	251	92.2	▲ 6.0	111	96.7	0.4	101	(126.8)	(21.1)	39
Oct-14	98.1	0.7	248	98.2	▲ 5.4	113	94.8	5.4	100	(118.0)	(5.1)	35
Nov-14	95.6	▲ 6.0	239	94.6	▲ 5.7	126	89.2	▲ 9.1	90	(141.1)	(12.3)	23
Dec-14	95.0	0.2	319	100.3	7.6	146	86.2	▲ 6.7	142	(129.4)	(12.1)	31
Jan-15	104.1	6.0	169	97.2	▲ 0.1	87	100.0	7.0	65	(147.5)	(15.9)	17
Feb-15	98.8	2.4	236	95.4	4.6	112	96.6	0.6	98	(126.5)	(4.8)	26
Mar-15	95.4	▲ 0.9	289	88.8	▲ 7.8	114	93.6	2.2	130	(126.6)	(3.8)	45
Apr-15	96.5	5.0	258	94.1	9.6	110	90.9	0.2	109	(138.1)	(9.4)	39
May-15	96.9	4.7	203	98.0	4.6	78	88.5	0.1	97	(144.2)	(29.5)	28
Jun-15	100.8	1.9	291	100.6	▲ 5.1	111	94.7	3.5	129	(134.5)	(17.8)	51
Jul-15	97.5	1.1	316	97.4	8.1	136	91.8	▲ 2.5	137	(131.4)	(▲9.7)	43
Aug-15	96.4	▲ 6.2	247	97.4	▲ 7.2	113	88.0	▲ 9.3	104	(146.6)	(14.6)	30
Sep-15	*101.3*	*3.2*	*253*	*98.5*	*6.8*	*131*	*98.2*	*1.5*	*90*	*(130.1)*	*(2.6)*	*32*
Oct-15	*99.6*	*1.5*	*236*	*99.5*	*1.4*	*107*	*95.8*	*1.1*	*101*	*(121.8)*	*(3.2)*	*28*
Nov-15	*94.7*	*▲ 0.9*	*161*	*91.6*	*▲ 3.2*	*74*	*90.5*	*1.4*	*66*	*(132.1)*	*(▲6.3)*	*21*

※Due to number of samples being insufficient, numbers with parenthesis are "only advisory".

2-9 Kyushu-Okinawa

	Residential Property			Residential Land			Detached House			Condominiums		
	Property Price Index (average of 2010=100)	change compared to year-earlier month (%)	Number of Samples used for calculation	Property Price Index (average of 2010=100)	change compared to year-earlier month (%)	Number of Samples used for calculation	Property Price Index (average of 2010=100)	change compared to year-earlier month (%)	Number of Samples used for calculation	Property Price Index (average of 2010=100)	change compared to year-earlier month (%)	Number of Samples used for calculation
Apr-08	105.4		949	106.7		339	107.6		382	98.6		228
May-08	102.7		942	106.0		344	103.8		402	95.3		196
Jun-08	104.8		1,010	109.0		369	105.3		427	97.1		214
Jul-08	103.4		1,060	105.7		406	103.3		415	100.2		239
Aug-08	102.0		893	108.8		339	98.0		389	100.4		165
Sep-08	104.7		998	110.3		369	101.6		383	103.4		246
Oct-08	102.8		1,155	109.7		406	101.1		503	95.8		246
Nov-08	100.5		923	101.2		298	102.3		436	95.0		189
Dec-08	100.2		1,007	107.5		343	97.8		455	94.7		209
Jan-09	103.7		760	117.7		262	98.5		356	94.9		142
Feb-09	97.1		752	105.1		238	93.9		357	94.3		157
Mar-09	98.5		1,158	101.5		344	98.2		516	95.0		298
Apr-09	97.8	▲ 7.2	913	101.5	▲ 4.9	293	97.2	▲ 9.7	412	94.3	▲ 4.4	208
May-09	93.4	▲ 9.1	855	93.9	▲ 11.4	274	94.0	▲ 9.5	381	91.5	▲ 4.0	200
Jun-09	95.1	▲ 9.3	1,028	96.2	▲ 11.7	325	93.4	▲ 11.3	472	97.3	0.1	231
Jul-09	99.3	▲ 4.0	1,066	100.7	▲ 4.7	376	99.1	▲ 4.1	484	97.7	▲ 2.4	206
Aug-09	100.7	▲ 1.2	917	108.8	▲ 0.0	344	97.7	▲ 0.4	371	95.4	▲ 4.9	202
Sep-09	98.5	▲ 6.0	899	101.1	▲ 8.3	322	98.0	▲ 3.6	376	95.9	▲ 7.3	201
Oct-09	100.7	▲ 2.1	893	102.8	▲ 6.3	312	99.0	▲ 2.1	379	101.6	6.1	202
Nov-09	98.0	▲ 2.5	998	97.6	▲ 3.6	369	99.6	▲ 2.6	431	94.5	▲ 0.5	198
Dec-09	98.5	▲ 1.7	1,049	99.8	▲ 7.1	360	98.7	1.0	469	95.9	1.3	220
Jan-10	98.2	▲ 5.4	678	103.1	▲ 12.4	269	94.3	▲ 4.3	259	99.2	4.6	150
Feb-10	99.2	2.1	892	101.3	▲ 3.5	302	98.7	5.1	377	97.3	3.2	213
Mar-10	97.1	▲ 1.4	1,271	94.9	▲ 6.5	397	98.3	0.1	513	97.3	2.4	361
Apr-10	97.3	▲ 0.5	1,052	93.9	▲ 7.5	375	99.1	2.0	438	98.4	4.3	239
May-10	98.5	5.4	885	98.8	5.2	320	99.1	5.5	344	96.7	5.7	221
Jun-10	100.3	5.5	1,140	96.7	0.4	478	102.4	9.7	419	101.4	4.2	243
Jul-10	99.9	0.6	1,165	101.5	0.8	423	99.5	0.4	466	98.9	1.2	276
Aug-10	104.1	3.4	1,114	105.9	▲ 2.7	421	103.2	5.7	415	103.3	8.3	278
Sep-10	103.4	5.0	1,111	105.4	4.2	449	103.1	5.2	414	100.8	5.2	248
Oct-10	98.7	▲ 1.9	1,092	96.7	▲ 5.9	411	99.1	0.1	445	101.2	▲ 0.4	236
Nov-10	102.2	4.3	1,156	102.9	5.5	428	100.8	1.2	468	104.4	10.5	260
Dec-10	101.0	2.6	1,286	98.9	▲ 0.9	446	102.2	3.5	529	101.0	5.3	311
Jan-11	101.7	3.6	838	97.5	▲ 5.4	337	103.1	9.4	336	105.1	6.0	165
Feb-11	98.7	▲ 0.5	896	94.3	▲ 7.0	343	99.0	0.3	358	105.0	8.0	195
Mar-11	106.2	9.4	1,305	106.7	12.4	470	104.0	5.8	504	109.8	13.0	331
Apr-11	98.2	0.9	996	92.1	▲ 1.9	332	99.2	0.1	428	104.3	6.0	236
May-11	100.1	1.6	952	101.8	3.1	335	97.2	▲ 2.0	406	104.9	8.5	211
Jun-11	98.4	▲ 1.9	1,111	92.9	▲ 3.9	431	97.0	▲ 5.3	430	110.3	8.8	250
Jul-11	102.5	2.5	1,090	94.5	▲ 6.9	436	105.3	5.9	431	109.7	10.9	223
Aug-11	102.6	▲ 1.4	1,149	99.0	▲ 6.5	440	101.2	▲ 2.0	441	112.0	8.4	268
Sep-11	104.3	0.9	1,144	104.8	▲ 0.5	468	100.8	▲ 2.3	450	112.3	11.4	226
Oct-11	101.5	2.8	1,108	98.8	2.2	438	100.0	0.9	449	110.5	9.2	221
Nov-11	103.7	1.4	1,079	101.7	▲ 1.1	421	102.6	1.7	406	109.4	4.7	252
Dec-11	104.5	3.5	1,253	98.0	▲ 0.9	465	105.5	3.2	514	112.6	11.5	274
Jan-12	101.1	▲ 0.6	819	98.9	1.4	341	99.9	▲ 3.2	323	108.7	3.4	155
Feb-12	103.6	5.0	904	102.9	9.1	329	102.2	3.2	376	108.5	3.3	199
Mar-12	105.9	▲ 0.2	1,414	102.0	▲ 4.4	501	107.0	2.9	588	109.8	▲ 0.1	325
Apr-12	103.3	5.2	1,067	103.7	12.6	419	101.0	1.8	395	107.9	3.4	253
May-12	102.5	2.4	1,081	96.4	▲ 5.3	401	102.0	5.0	461	113.8	8.4	219
Jun-12	103.0	4.7	1,183	99.4	6.9	454	100.1	3.1	479	116.9	6.0	250
Jul-12	104.5	1.9	1,233	102.6	8.6	494	102.3	▲ 2.8	485	112.9	2.9	254
Aug-12	103.1	0.5	1,149	100.7	1.7	500	102.0	0.9	448	110.6	▲ 1.2	201
Sep-12	106.4	2.0	1,038	105.0	0.2	397	104.4	3.7	416	113.5	1.0	225
Oct-12	102.9	1.4	1,171	101.7	2.9	487	100.6	0.6	433	110.9	0.3	251
Nov-12	101.8	▲ 1.8	1,196	94.7	▲ 6.9	436	101.5	▲ 1.0	492	115.0	5.1	268
Dec-12	102.9	▲ 1.6	1,315	97.3	▲ 0.7	545	104.2	▲ 1.2	541	110.2	▲ 2.2	229
Jan-13	103.9	2.7	879	100.3	1.4	343	101.3	1.4	355	117.8	8.3	181
Feb-13	105.3	1.6	1,104	96.9	▲ 5.8	411	107.4	5.1	424	114.4	5.4	269
Mar-13	107.9	1.9	1,552	100.7	▲ 1.3	510	107.7	0.7	677	119.6	8.9	365
Apr-13	106.6	3.1	1,234	97.4	▲ 6.2	415	108.1	7.0	501	117.0	8.4	318
May-13	105.5	3.0	1,241	101.4	5.2	492	105.1	3.0	491	113.9	0.1	258
Jun-13	106.9	3.8	1,239	100.9	1.5	455	104.2	4.1	469	121.8	4.2	315
Jul-13	106.4	1.8	1,424	100.9	▲ 1.7	546	103.5	1.2	558	124.7	10.5	320
Aug-13	107.8	4.6	1,248	100.3	▲ 0.5	490	107.0	4.8	491	123.5	11.7	267
Sep-13	109.7	3.1	1,302	101.6	▲ 3.3	524	110.3	5.6	508	122.6	8.1	270
Oct-13	107.7	4.6	1,192	99.9	▲ 1.7	470	107.3	6.7	443	122.8	10.7	279
Nov-13	111.0	9.0	1,234	105.2	11.0	452	109.4	7.8	490	124.9	8.7	292
Dec-13	108.5	5.5	1,360	98.3	1.1	508	108.4	4.0	552	127.2	15.4	300
Jan-14	104.6	0.7	887	99.6	▲ 0.7	315	100.3	▲ 1.0	358	123.6	5.0	214
Feb-14	109.1	3.6	1,063	100.3	3.6	347	106.3	▲ 1.0	427	130.3	13.9	289
Mar-14	109.4	1.3	1,626	99.2	▲ 1.4	473	109.1	1.3	758	124.8	4.3	395
Apr-14	109.4	2.7	951	95.2	▲ 2.2	312	112.5	4.1	362	124.8	6.7	277
May-14	108.7	3.0	910	105.8	4.4	334	105.6	0.5	354	121.4	6.6	222
Jun-14	108.5	1.5	1,004	100.5	▲ 0.4	340	106.6	2.3	429	127.4	4.6	235
Jul-14	109.5	2.9	1,156	100.8	▲ 0.1	412	106.7	3.1	451	130.1	4.3	293
Aug-14	108.8	0.9	1,004	101.2	1.0	344	106.4	▲ 0.6	420	127.7	3.4	240
Sep-14	107.7	▲ 1.8	1,001	103.1	1.5	320	103.2	▲ 6.4	422	126.0	2.7	259
Oct-14	107.4	▲ 0.2	930	96.6	▲ 3.4	354	106.8	▲ 0.4	340	127.8	4.0	236
Nov-14	114.1	2.8	1,032	108.6	3.2	358	111.8	2.2	432	128.9	3.1	242
Dec-14	107.6	▲ 0.8	1,234	100.8	2.5	426	104.8	▲ 3.3	535	126.7	▲ 0.4	273
Jan-15	110.1	5.2	810	104.9	5.4	265	104.6	4.3	352	133.2	7.7	193
Feb-15	106.3	▲ 2.5	977	90.2	▲ 10.1	323	104.6	▲ 1.6	399	136.0	4.3	255
Mar-15	111.7	2.2	1,383	99.1	▲ 0.1	393	108.9	▲ 0.2	638	139.3	11.7	352
Apr-15	112.3	2.6	1,026	98.0	2.9	300	108.4	▲ 3.6	421	141.3	13.2	305
May-15	111.1	2.3	982	100.2	▲ 5.3	339	105.8	0.1	389	143.4	18.1	254
Jun-15	110.3	1.7	1,248	99.3	▲ 1.2	427	107.4	0.8	532	139.7	9.7	289
Jul-15	110.3	0.7	1,288	99.9	▲ 0.9	416	104.8	▲ 1.8	588	143.1	10.0	284
Aug-15	111.2	2.2	1,054	98.2	▲ 3.0	340	108.7	2.2	439	139.1	8.9	275
Sep-15	*109.5*	*1.7*	*1,120*	*98.8*	*▲ 4.2*	*351*	*104.0*	*0.8*	*489*	*141.8*	*12.6*	*280*
Oct-15	*107.9*	*0.4*	*968*	*93.0*	*▲ 3.7*	*312*	*102.6*	*▲ 4.0*	*373*	*142.9*	*11.8*	*283*
Nov-15	*108.4*	*▲ 5.0*	*575*	*96.2*	*▲ 11.4*	*191*	*102.1*	*▲ 8.7*	*226*	*145.2*	*12.7*	*158*

3-1 Tokyo including suburbs

	Residential Property			Residential Land			Detached House			Condominiums		
	Property Price Index (average of 2010=100)	change compared to year-earlier month (%)	Number of Samples used for calculation	Property Price Index (average of 2010=100)	change compared to year-earlier month (%)	Number of Samples used for calculation	Property Price Index (average of 2010=100)	change compared to year-earlier month (%)	Number of Samples used for calculation	Property Price Index (average of 2010=100)	change compared to year-earlier month (%)	Number of Samples used for calculation
Apr-08	108.8		4,691	111.7		999	112.6		1,842	102.0		1,850
May-08	107.0		4,409	115.0		1,063	107.9		1,727	99.2		1,619
Jun-08	108.2		4,865	115.5		1,079	109.5		1,991	101.1		1,795
Jul-08	105.7		5,189	108.8		1,203	107.8		2,055	100.6		1,931
Aug-08	104.6		4,459	112.1		1,020	105.9		1,758	97.5		1,681
Sep-08	104.5		4,787	106.9		1,069	107.6		1,907	98.5		1,811
Oct-08	100.8		4,796	99.4		1,091	103.6		1,890	98.3		1,815
Nov-08	100.9		4,282	102.7		887	103.0		1,754	96.9		1,641
Dec-08	97.6		4,758	95.9		1,131	101.6		1,813	94.1		1,814
Jan-09	97.3		3,444	95.9		707	101.1		1,303	93.8		1,434
Feb-09	96.2		3,854	95.9		739	98.8		1,558	93.3		1,557
Mar-09	97.5		6,577	97.9		1,200	101.2		2,609	92.8		2,768
Apr-09	95.3	▲ 12.4	4,523	97.1	▲ 13.0	923	95.9	▲ 14.8	1,718	93.4	▲ 8.4	1,882
May-09	97.4	▲ 8.9	4,266	100.4	▲ 12.7	981	98.2	▲ 8.9	1,628	94.3	▲ 4.9	1,657
Jun-09	96.7	▲ 10.7	5,589	100.8	▲ 12.7	1,251	97.5	▲ 10.9	2,117	92.9	▲ 8.1	2,221
Jul-09	97.3	▲ 8.0	5,557	100.8	▲ 7.4	1,298	97.9	▲ 9.2	2,105	94.1	▲ 6.5	2,154
Aug-09	97.3	▲ 7.0	4,430	99.2	▲ 11.6	1,017	97.8	▲ 7.7	1,609	95.6	▲ 2.0	1,804
Sep-09	99.5	▲ 4.7	4,953	103.0	▲ 3.7	1,149	100.0	▲ 7.1	1,837	96.5	▲ 2.0	1,967
Oct-09	96.1	▲ 4.6	4,958	96.7	▲ 2.7	1,076	96.2	▲ 7.1	1,819	95.6	▲ 2.7	2,063
Nov-09	99.5	▲ 1.3	5,045	99.7	▲ 3.0	1,129	100.2	▲ 2.7	1,815	98.7	1.8	2,101
Dec-09	97.1	▲ 0.5	5,343	95.1	▲ 0.8	1,301	99.3	▲ 2.3	1,959	96.1	2.1	2,083
Jan-10	97.7	0.4	3,586	94.9	▲ 1.1	760	99.5	▲ 1.5	1,272	97.5	3.9	1,554
Feb-10	98.9	2.7	4,494	97.2	1.4	950	99.4	0.7	1,613	99.3	6.4	1,931
Mar-10	100.8	3.4	6,976	100.9	3.1	1,375	102.3	1.1	2,596	99.0	6.7	3,005
Apr-10	98.8	3.7	5,164	99.7	2.7	1,099	97.4	1.6	1,895	99.9	6.9	2,170
May-10	101.0	3.7	4,396	104.1	3.7	963	100.1	1.9	1,593	100.0	6.0	1,840
Jun-10	100.0	3.4	5,245	102.2	1.3	1,249	99.3	1.8	1,853	99.3	6.8	2,143
Jul-10	99.6	2.4	5,886	98.1	▲ 2.7	1,343	99.3	1.4	2,097	101.0	7.3	2,446
Aug-10	101.1	3.8	5,025	101.3	2.1	1,167	100.1	2.4	1,957	102.2	6.9	1,901
Sep-10	101.1	1.5	5,302	104.4	1.4	1,178	100.3	0.3	2,016	99.6	3.2	2,108
Oct-10	100.4	4.5	4,983	99.6	3.0	1,135	99.9	3.8	2,007	101.8	6.4	1,841
Nov-10	99.9	0.3	5,762	101.4	1.7	1,155	100.4	0.2	2,127	98.3	▲ 0.4	2,480
Dec-10	100.5	3.4	6,006	96.1	1.0	1,363	101.8	2.6	2,356	102.0	6.2	2,287
Jan-11	100.6	3.0	4,143	104.7	10.4	887	99.6	0.1	1,533	99.2	1.8	1,723
Feb-11	100.5	1.7	4,250	100.9	3.8	923	99.1	▲ 0.3	1,595	101.9	2.6	1,732
Mar-11	101.7	0.9	6,518	100.8	▲ 0.1	1,237	101.1	▲ 1.2	2,586	103.1	4.1	2,695
Apr-11	101.3	2.5	4,360	102.8	3.1	998	100.0	2.6	1,715	101.8	1.9	1,647
May-11	99.9	▲ 1.1	4,070	98.3	▲ 5.6	915	99.9	▲ 0.2	1,614	101.2	1.2	1,541
Jun-11	99.8	▲ 0.2	4,869	98.1	▲ 3.9	1,146	99.1	▲ 0.2	1,982	102.2	3.0	1,741
Jul-11	100.3	0.6	4,831	100.3	2.3	1,132	100.0	0.7	2,006	100.6	▲ 0.4	1,693
Aug-11	100.2	▲ 0.8	4,611	100.5	▲ 0.8	1,044	99.2	▲ 0.9	1,911	101.4	▲ 0.7	1,656
Sep-11	100.7	▲ 0.3	5,210	101.0	▲ 3.3	1,183	99.2	▲ 1.0	2,229	102.7	3.2	1,798
Oct-11	101.1	0.6	4,554	103.7	4.1	1,010	98.7	▲ 1.2	1,984	102.6	0.8	1,560
Nov-11	98.0	▲ 1.8	4,898	97.5	▲ 3.9	1,072	97.5	▲ 2.9	2,142	99.3	1.0	1,684
Dec-11	98.5	▲ 2.0	5,751	97.0	1.0	1,296	98.5	▲ 3.2	2,416	99.5	▲ 2.5	2,039
Jan-12	99.3	▲ 1.3	3,501	100.0	▲ 4.5	795	97.2	▲ 2.4	1,372	101.5	2.3	1,334
Feb-12	98.3	▲ 2.2	4,440	98.7	▲ 2.2	904	96.6	▲ 2.5	1,856	100.3	▲ 1.6	1,680
Mar-12	99.7	▲ 1.9	6,893	102.0	1.2	1,361	98.3	▲ 2.8	2,715	100.0	▲ 3.0	2,817
Apr-12	97.8	▲ 3.4	4,661	96.0	▲ 6.6	947	96.4	▲ 3.6	1,839	100.9	▲ 0.9	1,875
May-12	98.3	▲ 1.6	4,663	99.4	1.1	1,080	96.5	▲ 3.3	1,832	99.9	▲ 1.3	1,751
Jun-12	98.3	▲ 1.5	5,174	99.0	0.9	1,149	96.9	▲ 2.3	2,156	99.8	▲ 2.4	1,869
Jul-12	97.9	▲ 2.4	5,463	97.0	▲ 3.3	1,246	95.9	▲ 4.1	2,252	101.4	0.8	1,965
Aug-12	98.0	▲ 2.2	4,840	97.7	▲ 2.8	1,034	95.9	▲ 3.4	2,003	101.2	▲ 0.2	1,803
Sep-12	98.7	▲ 2.0	5,043	100.4	▲ 0.6	1,101	97.1	▲ 2.1	2,098	99.6	▲ 3.1	1,844
Oct-12	98.3	▲ 2.8	4,955	100.3	▲ 3.2	1,112	96.3	▲ 2.4	2,056	99.4	▲ 3.1	1,787
Nov-12	96.8	▲ 1.2	5,508	96.5	▲ 1.0	1,195	95.5	▲ 2.0	2,250	98.9	▲ 0.5	2,063
Dec-12	97.4	▲ 1.1	5,899	94.5	▲ 2.6	1,263	97.9	▲ 0.6	2,501	98.7	▲ 0.8	2,135
Jan-13	96.9	▲ 2.4	3,822	94.7	▲ 5.3	836	96.1	▲ 1.2	1,469	99.6	▲ 1.9	1,517
Feb-13	97.7	▲ 0.6	4,773	99.7	1.0	857	96.0	▲ 0.6	1,858	98.4	▲ 1.9	2,058
Mar-13	99.0	▲ 0.7	7,875	99.5	▲ 2.5	1,343	97.7	▲ 0.6	3,184	100.4	0.4	3,348
Apr-13	99.0	1.2	5,690	100.7	4.9	1,064	95.7	▲ 0.7	2,169	101.8	0.9	2,457
May-13	99.4	1.1	5,572	101.0	1.7	1,098	96.0	▲ 0.5	2,193	102.6	2.7	2,281
Jun-13	99.7	1.4	6,026	98.5	▲ 0.5	1,264	97.6	0.7	2,392	103.4	3.6	2,370
Jul-13	99.6	1.7	6,227	97.1	0.1	1,300	97.8	2.0	2,439	103.8	2.3	2,488
Aug-13	102.0	4.1	5,525	101.9	4.3	1,166	99.3	3.6	2,168	105.6	4.3	2,191
Sep-13	100.6	1.9	5,519	99.5	▲ 0.8	1,215	97.4	0.3	2,246	105.6	6.0	2,058
Oct-13	100.8	2.6	5,175	101.0	0.6	1,070	97.0	0.7	2,077	106.0	6.6	2,028
Nov-13	102.1	5.4	5,539	100.7	4.4	1,120	99.2	3.8	2,315	107.0	8.2	2,104
Dec-13	100.0	2.7	5,881	93.8	▲ 0.8	1,227	97.3	▲ 0.7	2,358	108.4	9.8	2,296
Jan-14	100.9	4.2	4,152	97.5	3.0	789	97.3	1.2	1,498	107.5	7.9	1,865
Feb-14	103.1	5.6	4,782	99.1	▲ 0.6	829	99.5	3.6	1,907	110.3	12.1	2,046
Mar-14	102.5	3.5	7,933	98.3	▲ 1.2	1,385	99.7	2.1	3,033	108.3	7.9	3,515
Apr-14	100.3	1.3	4,007	94.9	▲ 5.8	661	96.6	1.0	1,394	107.7	5.8	1,952
May-14	102.7	3.3	4,383	103.5	2.4	725	96.8	0.8	1,639	109.5	6.8	2,019
Jun-14	101.2	1.5	5,024	99.0	0.4	930	96.4	▲ 1.2	2,048	109.6	6.0	2,046
Jul-14	102.8	3.2	5,114	100.5	3.5	904	97.5	▲ 0.3	2,020	111.3	7.3	2,190
Aug-14	101.5	▲ 0.5	4,456	98.5	▲ 3.3	765	96.2	▲ 3.1	1,830	110.9	5.1	1,861
Sep-14	102.1	1.6	5,050	101.5	2.0	888	95.6	▲ 1.8	2,105	111.5	5.6	2,057
Oct-14	101.6	0.8	4,815	95.5	▲ 5.4	831	96.8	▲ 0.2	1,938	112.3	5.9	2,046
Nov-14	101.5	▲ 0.5	4,796	97.8	▲ 2.9	838	95.7	▲ 3.5	2,008	112.3	4.9	1,950
Dec-14	102.7	2.8	5,653	103.5	10.4	979	95.4	▲ 2.0	2,351	112.4	3.7	2,323
Jan-15	104.2	3.2	3,610	98.2	0.7	580	97.9	0.6	1,297	115.0	6.9	1,733
Feb-15	105.1	1.9	4,761	104.6	5.6	715	97.9	▲ 1.7	1,847	114.4	3.7	2,199
Mar-15	105.6	3.0	7,355	101.2	2.9	1,087	98.0	▲ 1.7	2,970	118.2	9.1	3,298
Apr-15	105.2	5.0	4,676	99.3	4.7	753	98.0	1.4	1,712	117.7	9.3	2,211
May-15	106.2	3.4	4,497	104.9	1.4	708	98.3	1.6	1,772	117.2	7.0	2,017
Jun-15	104.9	3.6	5,542	101.3	2.4	1,009	97.5	1.2	2,194	117.2	6.9	2,339
Jul-15	105.7	2.9	5,878	101.6	1.1	973	98.0	0.5	2,334	118.4	6.3	2,571
Aug-15	105.7	4.1	4,918	101.6	3.1	852	97.9	1.8	1,950	119.0	7.3	2,116
Sep-15	*106.5*	*4.3*	*5,130*	*99.2*	*▲ 2.2*	*881*	*99.9*	*4.4*	*2,110*	*121.0*	*8.5*	*2,139*
Oct-15	*105.3*	*3.6*	*4,253*	*98.9*	*3.5*	*800*	*95.4*	*▲ 1.4*	*1,462*	*121.4*	*8.1*	*1,991*
Nov-15	*107.0*	*5.4*	*3,053*	*99.4*	*1.6*	*585*	*98.0*	*2.4*	*947*	*121.5*	*8.2*	*1,521*

3-2 Nagoya

	Residential Property			Residential Land			Detached House			Condominiums		
	Property Price Index (average of 2010=100)	change compared to year-earlier month (%)	Number of Samples used for calculation	Property Price Index (average of 2010=100)	change compared to year-earlier month (%)	Number of Samples used for calculation	Property Price Index (average of 2010=100)	change compared to year-earlier month (%)	Number of Samples used for calculation	Property Price Index (average of 2010=100)	change compared to year-earlier month (%)	Number of Samples used for calculation
Apr-08	107.5		890	108.3		260	109.7		446	97.1		184
May-08	107.9		916	114.1		311	106.6		442	100.3		163
Jun-08	105.9		1,011	109.7		316	106.9		519	95.2		176
Jul-08	110.4		1,032	115.6		355	109.2		500	104.1		177
Aug-08	106.7		1,022	107.0		370	107.7		487	101.9		165
Sep-08	104.6		939	108.6		302	104.8		483	94.3		154
Oct-08	106.4		961	106.7		326	108.7		474	96.1		161
Nov-08	104.0		945	105.8		304	104.8		480	96.0		161
Dec-08	103.3		918	101.0		364	105.8		408	98.9		146
Jan-09	104.5		729	106.3		212	105.8		359	96.0		158
Feb-09	102.3		729	97.8		217	104.7		375	101.3		137
Mar-09	102.5		1,208	99.7		320	105.9		589	96.2		299
Apr-09	98.0	▲ 8.8	849	99.5	▲ 8.1	256	98.0	▲ 10.7	398	95.4	▲ 1.7	195
May-09	97.9	▲ 9.3	797	100.9	▲ 11.6	244	98.7	▲ 7.4	407	89.1	▲ 11.2	146
Jun-09	98.0	▲ 7.5	1,069	98.6	▲ 10.1	358	99.5	▲ 6.9	518	90.7	▲ 4.8	193
Jul-09	101.1	▲ 8.4	1,045	102.6	▲ 11.3	344	101.5	▲ 7.0	472	97.2	▲ 6.6	229
Aug-09	98.7	▲ 7.5	845	96.3	▲ 10.1	261	100.6	▲ 6.6	428	95.7	▲ 6.1	156
Sep-09	100.9	▲ 3.6	983	105.4	▲ 2.9	355	99.1	▲ 5.5	472	98.8	4.8	156
Oct-09	99.0	▲ 6.9	864	97.6	▲ 8.5	288	100.5	▲ 7.5	398	96.1	0.0	178
Nov-09	98.5	▲ 5.2	987	97.1	▲ 8.2	294	100.1	▲ 4.5	490	95.0	▲ 1.0	203
Dec-09	97.1	▲ 6.1	1,014	93.8	▲ 7.1	363	99.4	▲ 6.0	468	94.9	▲ 4.1	183
Jan-10	100.4	▲ 4.0	738	101.7	▲ 4.3	249	100.2	▲ 5.3	311	98.5	2.6	178
Feb-10	98.5	▲ 3.7	836	96.1	▲ 1.7	248	99.7	▲ 4.8	419	98.3	▲ 3.0	169
Mar-10	100.7	▲ 1.8	1,390	103.5	3.8	363	99.9	▲ 5.7	709	99.2	3.2	318
Apr-10	103.3	5.4	1,093	105.6	6.1	334	103.5	5.5	504	98.7	3.4	255
May-10	99.4	1.5	857	100.2	▲ 0.7	307	99.4	0.7	369	97.6	9.6	181
Jun-10	100.9	3.0	962	103.4	4.9	387	100.2	0.7	416	97.9	8.0	159
Jul-10	98.5	▲ 2.6	1,154	98.9	▲ 3.6	391	98.6	▲ 2.9	531	97.7	0.5	232
Aug-10	98.7	▲ 0.0	1,037	96.7	0.5	372	99.1	▲ 1.5	480	101.1	5.7	185
Sep-10	99.5	▲ 1.3	1,050	98.1	▲ 6.9	335	100.1	1.1	519	100.1	1.3	196
Oct-10	99.1	0.0	1,028	95.2	▲ 2.5	370	100.6	0.1	457	101.7	5.9	201
Nov-10	99.4	0.9	1,104	99.1	2.0	362	98.2	▲ 1.9	522	105.3	10.8	220
Dec-10	101.3	4.3	1,227	101.3	7.9	462	100.6	1.2	549	104.1	9.7	216
Jan-11	101.5	1.1	840	97.8	▲ 3.8	298	102.9	2.7	367	103.7	5.2	175
Feb-11	96.2	▲ 2.3	887	93.7	▲ 2.6	277	95.8	▲ 3.9	440	103.1	4.9	170
Mar-11	97.6	▲ 3.1	1,293	92.4	▲ 10.8	387	99.1	▲ 0.7	612	101.6	2.4	294
Apr-11	97.6	▲ 5.5	965	94.5	▲ 10.5	315	98.7	▲ 4.6	468	99.6	0.9	182
May-11	98.7	▲ 0.7	952	99.8	▲ 0.4	343	97.0	▲ 2.4	433	103.1	5.6	176
Jun-11	97.8	▲ 3.1	1,131	96.6	▲ 6.6	382	97.0	▲ 3.3	550	104.1	6.4	199
Jul-11	99.1	0.5	1,028	95.0	▲ 3.9	380	100.6	2.1	443	102.4	4.8	205
Aug-11	98.0	▲ 0.7	1,068	99.5	2.8	327	96.1	▲ 3.1	538	103.4	2.3	203
Sep-11	100.7	1.2	1,137	101.6	3.6	429	99.3	▲ 0.8	528	104.9	4.8	180
Oct-11	97.5	▲ 1.6	997	93.3	▲ 2.0	348	98.3	▲ 2.3	485	103.6	1.8	164
Nov-11	97.3	▲ 2.2	1,087	94.5	▲ 4.6	354	96.9	▲ 1.3	548	105.3	0.0	185
Dec-11	95.3	▲ 5.9	1,286	87.0	▲ 14.1	420	97.2	▲ 3.3	647	105.7	1.5	219
Jan-12	98.4	▲ 3.0	765	93.9	▲ 4.0	273	100.9	▲ 1.9	352	99.0	▲ 4.5	140
Feb-12	98.2	2.1	980	96.9	3.4	311	97.4	1.7	482	104.2	1.1	187
Mar-12	98.6	1.0	1,456	98.5	6.6	439	98.8	▲ 0.3	759	98.0	▲ 3.5	258
Apr-12	97.6	▲ 0.0	1,028	97.5	3.2	327	96.1	▲ 2.6	515	104.1	4.5	186
May-12	95.8	▲ 3.0	1,004	92.3	▲ 7.5	345	96.3	▲ 0.7	489	101.6	▲ 1.4	170
Jun-12	97.0	▲ 0.7	1,153	100.3	3.9	366	94.6	▲ 2.5	600	101.5	▲ 2.5	187
Jul-12	96.7	▲ 2.4	1,178	95.4	0.4	400	96.7	▲ 3.9	561	99.6	▲ 2.7	217
Aug-12	96.3	▲ 1.7	1,097	92.9	▲ 6.6	384	97.0	1.0	548	101.2	▲ 2.1	165
Sep-12	96.3	▲ 4.4	1,073	98.0	▲ 3.6	418	94.1	▲ 5.2	493	101.7	▲ 3.1	162
Oct-12	98.1	0.6	1,065	94.5	1.3	409	99.5	1.3	472	101.4	▲ 2.1	184
Nov-12	99.6	2.4	1,138	97.1	2.8	416	100.2	3.5	541	102.9	▲ 2.3	181
Dec-12	97.1	1.8	1,287	93.7	7.8	436	96.9	▲ 0.4	655	106.3	0.6	196
Jan-13	95.8	▲ 2.7	821	94.2	0.2	294	95.9	▲ 4.9	365	99.6	0.6	162
Feb-13	96.5	▲ 1.8	965	94.2	▲ 2.7	285	96.9	▲ 0.6	474	99.0	▲ 5.0	206
Mar-13	96.5	▲ 2.1	1,592	96.7	▲ 1.8	433	94.7	▲ 4.2	819	103.8	5.9	340
Apr-13	100.5	3.0	1,136	98.0	0.5	367	99.3	3.2	524	110.5	6.2	245
May-13	96.3	0.5	1,146	93.5	1.3	387	95.7	▲ 0.6	560	105.2	3.5	199
Jun-13	99.3	2.3	1,263	100.6	0.3	392	96.7	2.3	650	108.3	6.8	221
Jul-13	98.9	2.3	1,391	97.4	2.1	469	97.6	0.9	663	108.0	8.4	259
Aug-13	100.3	4.2	1,188	98.3	5.8	405	99.3	2.4	594	109.9	8.6	189
Sep-13	98.1	1.9	1,158	93.9	▲ 4.2	414	98.5	4.7	562	106.1	4.4	182
Oct-13	97.5	▲ 0.6	1,147	93.3	▲ 1.3	427	97.8	▲ 1.8	515	106.7	5.2	205
Nov-13	97.1	▲ 2.5	1,110	96.1	▲ 1.1	326	94.5	▲ 5.7	539	110.3	7.2	245
Dec-13	97.4	0.3	1,299	92.6	▲ 1.1	426	97.2	0.3	651	110.1	3.6	222
Jan-14	98.2	2.5	860	93.6	▲ 0.6	288	97.7	1.9	400	110.4	10.8	172
Feb-14	97.5	1.1	990	89.7	▲ 4.8	258	98.1	1.2	536	110.6	11.7	196
Mar-14	98.4	1.9	1,686	93.7	▲ 3.1	443	97.8	3.3	885	109.6	5.7	358
Apr-14	96.6	▲ 3.9	846	88.3	▲ 9.9	290	97.2	▲ 2.1	370	111.9	1.3	186
May-14	98.8	2.6	904	96.4	3.1	298	97.1	1.5	419	110.3	4.9	187
Jun-14	96.2	▲ 3.1	1,066	95.2	▲ 5.4	361	94.6	▲ 2.2	486	105.1	▲ 3.0	219
Jul-14	97.4	▲ 1.6	1,121	92.2	▲ 5.3	387	96.5	▲ 1.1	506	111.3	3.1	228
Aug-14	98.8	▲ 1.6	988	93.9	▲ 4.5	294	98.7	▲ 0.7	502	109.4	▲ 0.5	192
Sep-14	95.5	▲ 2.6	1,061	93.5	▲ 0.5	382	92.5	▲ 6.1	476	113.0	6.5	203
Oct-14	99.9	2.5	1,006	93.9	0.7	355	100.0	2.3	473	112.4	5.4	178
Nov-14	97.1	▲ 0.0	1,004	93.4	▲ 2.8	312	95.6	1.1	491	111.4	1.0	201
Dec-14	98.4	1.1	1,263	94.6	2.1	426	96.8	▲ 0.4	624	115.8	5.2	213
Jan-15	102.5	4.4	740	101.2	8.1	261	98.3	0.7	323	123.9	12.3	156
Feb-15	101.1	3.7	907	95.5	6.5	261	99.1	1.0	476	123.0	11.3	170
Mar-15	99.2	0.9	1,437	94.8	1.2	368	96.3	▲ 1.5	724	118.6	8.2	345
Apr-15	102.0	5.6	1,026	100.4	13.7	276	98.2	1.1	513	120.3	7.5	237
May-15	98.3	▲ 0.5	917	94.8	▲ 1.6	309	95.4	▲ 1.7	416	118.8	7.7	192
Jun-15	98.0	1.8	1,076	91.2	▲ 4.2	330	96.0	1.5	518	120.2	14.3	228
Jul-15	97.9	0.6	1,236	93.9	1.8	416	94.7	▲ 1.8	564	120.4	8.2	256
Aug-15	100.6	1.8	1,142	97.7	4.1	372	95.7	▲ 3.0	515	125.4	14.7	255
Sep-15	*100.5*	*5.2*	*1,125*	*95.6*	*2.3*	*363*	*98.3*	*6.3*	*544*	*120.4*	*6.5*	*218*
Oct-15	*99.2*	*▲ 0.7*	*879*	*98.3*	*4.6*	*341*	*94.2*	*▲ 5.8*	*352*	*120.2*	*6.9*	*186*
Nov-15	*98.9*	*1.8*	*606*	*93.7*	*0.3*	*224*	*95.0*	*▲ 0.6*	*229*	*122.5*	*10.0*	*153*

3-3 Kyoto-Osaka-Kobe

	Residential Property			Residential Land			Detached House			Condominiums		
	Property Price Index (average of 2010=100)	change compared to year-earlier month (%)	Number of Samples used for calculation	Property Price Index (average of 2010=100)	change compared to year-earlier month (%)	Number of Samples used for calculation	Property Price Index (average of 2010=100)	change compared to year-earlier month (%)	Number of Samples used for calculation	Property Price Index (average of 2010=100)	change compared to year-earlier month (%)	Number of Samples used for calculation
Apr-08	110.0		1,984	119.6		364	109.6		960	103.0		660
May-08	106.2		1,911	107.7		428	108.2		902	100.6		581
Jun-08	106.0		2,076	111.9		456	106.1		994	99.9		626
Jul-08	105.9		2,264	107.0		443	107.5		1,137	101.7		684
Aug-08	106.9		2,079	112.1		400	107.9		1,069	100.3		610
Sep-08	106.9		2,034	112.8		419	107.0		1,011	101.7		604
Oct-08	105.9		2,014	109.5		405	106.6		964	101.4		645
Nov-08	104.8		1,952	111.8		382	106.0		999	96.2		571
Dec-08	103.8		2,266	106.0		452	105.0		1,188	99.2		626
Jan-09	100.7		1,522	108.9		277	99.6		729	96.8		516
Feb-09	98.8		1,580	98.9		274	101.1		742	94.0		564
Mar-09	101.9		2,733	106.5		452	102.6		1,334	97.2		947
Apr-09	100.2	▲ 8.9	2,098	107.8	▲ 9.9	387	98.9	▲ 9.7	988	97.0	▲ 5.8	723
May-09	99.3	▲ 6.5	1,757	99.2	▲ 7.9	318	100.7	▲ 6.9	818	96.7	▲ 3.9	621
Jun-09	99.6	▲ 6.1	2,279	102.8	▲ 8.1	476	100.1	▲ 5.6	1,042	95.9	▲ 4.0	761
Jul-09	101.2	▲ 4.5	2,327	104.7	▲ 2.1	453	100.6	▲ 6.4	1,098	99.6	▲ 2.1	776
Aug-09	98.2	▲ 8.1	1,858	100.7	▲ 10.2	356	97.5	▲ 9.6	873	97.6	▲ 2.7	629
Sep-09	100.2	▲ 6.3	2,129	104.1	▲ 7.7	453	99.9	▲ 6.6	1,019	97.4	▲ 4.3	657
Oct-09	97.3	▲ 8.2	2,028	96.7	▲ 11.7	381	97.3	▲ 8.8	954	97.7	▲ 3.7	693
Nov-09	101.5	▲ 3.2	2,211	108.6	▲ 2.9	398	100.0	▲ 5.7	1,031	99.2	3.2	782
Dec-09	97.3	▲ 6.3	2,339	98.1	▲ 7.4	446	97.0	▲ 7.6	1,141	97.3	▲ 1.9	752
Jan-10	99.8	▲ 0.9	1,549	100.6	▲ 7.6	297	99.5	▲ 0.1	693	99.5	2.8	559
Feb-10	100.1	1.4	1,909	105.5	6.6	333	98.2	▲ 2.9	897	99.5	5.8	679
Mar-10	102.3	0.4	2,834	105.2	▲ 1.2	487	102.1	▲ 0.6	1,321	100.7	3.6	1,026
Apr-10	99.1	▲ 1.1	2,165	96.7	▲ 10.3	408	100.2	1.4	997	98.8	1.8	760
May-10	98.6	▲ 0.7	1,907	98.3	▲ 0.9	372	99.9	▲ 0.8	890	96.4	▲ 0.3	645
Jun-10	99.4	▲ 0.2	2,325	99.3	▲ 3.5	537	99.9	▲ 0.2	988	98.5	2.7	800
Jul-10	101.0	▲ 0.1	2,399	102.2	▲ 2.4	459	101.4	0.9	1,092	99.3	▲ 0.2	848
Aug-10	98.4	0.2	2,147	100.6	▲ 0.1	462	97.5	▲ 0.0	964	98.5	0.9	721
Sep-10	101.1	0.8	2,344	100.2	▲ 3.8	458	100.1	0.2	1,105	103.8	6.6	781
Oct-10	102.5	5.3	2,301	104.8	8.3	461	101.1	3.9	1,082	103.1	5.6	758
Nov-10	100.1	▲ 1.4	2,411	96.4	▲ 11.2	445	100.8	0.7	1,156	101.7	2.5	810
Dec-10	97.7	0.5	2,767	91.3	▲ 6.9	534	99.1	2.2	1,358	99.9	2.6	875
Jan-11	100.1	0.3	1,762	96.2	▲ 4.4	366	100.3	0.8	780	103.2	3.7	616
Feb-11	100.7	0.6	1,865	96.6	▲ 8.4	374	101.7	3.6	849	102.1	2.6	642
Mar-11	101.2	▲ 1.0	2,936	98.3	▲ 6.5	566	100.9	▲ 1.2	1,341	104.3	3.6	1,029
Apr-11	100.7	1.6	1,985	99.2	2.6	369	100.0	▲ 0.2	958	103.3	4.7	658
May-11	99.8	1.2	1,985	94.8	▲ 3.5	466	100.8	0.9	908	102.4	6.3	611
Jun-11	100.5	1.1	2,359	104.0	4.7	546	97.4	▲ 2.5	1,090	103.8	5.4	723
Jul-11	101.0	▲ 0.1	2,186	99.0	▲ 3.2	476	101.4	▲ 0.0	1,068	101.9	2.6	642
Aug-11	100.8	2.3	2,143	100.2	▲ 0.4	466	99.2	1.8	947	104.3	5.9	730
Sep-11	100.0	▲ 1.1	2,337	94.3	▲ 5.9	534	101.2	1.1	1,106	102.7	▲ 1.1	697
Oct-11	98.0	▲ 4.4	2,041	90.3	▲ 13.8	438	99.0	▲ 2.1	963	102.7	▲ 0.4	640
Nov-11	99.4	▲ 0.7	2,294	96.4	▲ 0.0	484	99.0	▲ 1.8	1,129	103.0	1.4	681
Dec-11	98.1	0.4	2,578	90.9	▲ 0.5	568	100.0	0.9	1,292	101.1	1.2	718
Jan-12	100.3	0.2	1,619	97.6	1.4	322	101.3	1.0	767	100.7	▲ 2.5	530
Feb-12	99.6	▲ 1.1	2,014	93.0	▲ 3.7	428	100.0	▲ 1.6	932	104.9	2.8	654
Mar-12	102.1	0.9	3,076	101.3	3.1	619	100.8	▲ 0.1	1,458	105.6	1.3	999
Apr-12	98.8	▲ 1.9	2,191	94.2	▲ 5.0	418	98.0	▲ 2.0	1,042	104.2	0.9	731
May-12	100.5	0.7	2,147	99.5	5.0	487	98.6	▲ 2.2	952	105.1	2.6	708
Jun-12	99.3	▲ 1.2	2,317	96.5	▲ 7.2	531	98.1	0.7	1,065	104.8	1.0	721
Jul-12	99.5	▲ 1.4	2,375	102.6	3.7	522	97.1	▲ 4.3	1,147	102.4	0.4	706
Aug-12	98.7	▲ 2.0	2,157	98.2	▲ 1.9	484	95.9	▲ 3.4	1,005	105.3	0.9	668
Sep-12	100.9	0.9	2,151	97.6	3.6	531	100.2	▲ 1.0	1,030	105.8	3.0	590
Oct-12	99.3	1.3	2,254	102.5	13.5	472	95.7	▲ 3.4	1,062	104.5	1.7	720
Nov-12	99.9	0.5	2,434	96.1	▲ 0.3	506	98.9	▲ 0.1	1,152	105.4	2.3	776
Dec-12	101.0	2.9	2,633	99.5	9.5	650	100.1	0.1	1,253	104.7	3.6	730
Jan-13	101.1	0.8	1,753	95.7	▲ 2.0	357	102.0	0.7	787	104.2	3.5	609
Feb-13	98.9	▲ 0.7	2,071	95.8	3.0	412	97.6	▲ 2.4	930	104.5	▲ 0.4	729
Mar-13	102.5	0.4	3,289	98.0	▲ 3.3	580	101.7	0.9	1,550	107.9	2.1	1,159
Apr-13	99.9	1.2	2,482	96.5	2.4	472	97.4	▲ 0.6	1,080	107.5	3.1	930
May-13	103.0	2.5	2,313	101.8	2.3	440	99.9	1.3	1,018	109.9	4.6	855
Jun-13	101.8	2.5	2,483	96.3	▲ 0.2	534	100.2	2.1	1,114	110.2	5.1	835
Jul-13	103.1	3.6	2,547	99.7	▲ 2.8	557	100.6	3.6	1,111	111.2	8.6	879
Aug-13	100.5	1.8	2,245	93.5	▲ 4.8	509	99.5	3.8	1,030	109.0	3.5	706
Sep-13	103.0	2.1	2,349	101.8	4.3	516	100.0	▲ 0.2	1,114	110.9	4.8	719
Oct-13	99.4	0.1	2,291	96.6	▲ 5.7	468	96.2	0.6	1,114	109.0	4.4	709
Nov-13	101.3	1.4	2,434	96.5	0.3	469	99.2	0.3	1,166	110.2	4.5	799
Dec-13	102.5	1.4	2,552	96.4	▲ 3.1	544	100.8	0.7	1,227	111.7	6.7	781
Jan-14	103.7	2.6	1,636	100.9	5.5	319	101.3	▲ 0.7	745	111.2	6.7	572
Feb-14	104.0	5.1	2,119	99.1	3.4	404	100.3	2.7	945	115.8	10.8	770
Mar-14	105.2	2.6	3,519	96.3	▲ 1.8	563	103.6	1.9	1,638	114.9	6.5	1,318
Apr-14	102.9	2.9	1,791	95.8	▲ 0.7	303	100.2	2.8	693	112.7	4.9	795
May-14	102.8	▲ 0.1	1,864	99.1	▲ 2.6	339	99.2	▲ 0.7	805	113.3	3.1	720
Jun-14	101.9	0.0	2,156	99.5	3.4	426	97.6	▲ 2.5	906	112.1	1.7	824
Jul-14	102.7	▲ 0.4	2,155	97.3	▲ 2.5	432	99.8	▲ 0.8	972	113.2	1.8	751
Aug-14	104.9	4.4	1,837	100.1	7.0	347	100.9	1.4	831	117.2	7.5	659
Sep-14	102.1	▲ 0.9	2,003	97.1	▲ 4.6	390	97.4	▲ 2.5	877	115.8	4.5	736
Oct-14	103.1	3.7	2,004	98.0	1.4	381	98.6	2.5	867	116.3	6.6	756
Nov-14	101.8	0.5	2,000	96.5	0.0	364	97.4	▲ 1.8	905	115.2	4.5	731
Dec-14	103.4	1.0	2,353	99.4	3.0	463	98.3	▲ 2.5	1,058	117.7	5.3	832
Jan-15	106.0	2.1	1,494	103.5	2.6	252	99.8	▲ 1.5	634	119.5	7.5	608
Feb-15	105.8	1.7	1,819	110.3	11.3	320	98.4	▲ 1.9	804	116.9	1.0	695
Mar-15	105.0	▲ 0.2	2,806	94.2	▲ 2.1	448	101.6	▲ 1.9	1,213	119.9	4.4	1,145
Apr-15	104.7	1.8	2,152	96.6	0.8	381	99.0	▲ 1.1	883	121.1	7.5	888
May-15	104.3	1.5	1,845	97.9	▲ 1.2	345	98.8	▲ 0.3	789	119.5	5.5	711
Jun-15	101.7	▲ 0.2	2,288	94.2	▲ 5.4	427	96.7	▲ 1.0	989	118.0	5.3	872
Jul-15	105.3	2.5	2,396	102.3	5.2	408	97.9	▲ 1.9	1,090	122.9	8.5	898
Aug-15	104.2	▲ 0.7	2,003	99.6	▲ 0.5	387	97.8	▲ 3.0	857	120.9	3.1	759
Sep-15	*107.4*	*5.2*	*2,028*	*106.9*	*10.0*	*426*	*101.3*	*4.0*	*889*	*120.2*	*3.8*	*713*
Oct-15	*103.1*	*0.1*	*1,718*	*97.6*	*▲ 0.4*	*362*	*96.3*	*▲ 2.3*	*648*	*119.8*	*3.0*	*708*
Nov-15	*103.9*	*2.1*	*1,299*	*95.6*	*▲ 0.9*	*251*	*95.6*	*▲ 1.9*	*473*	*124.7*	*8.2*	*575*

4-1 Tokyo

	Residential Property			Residential Land			Detached House			Condominiums		
	Property Price Index (average of 2010=100)	change compared to year-earlier month (%)	Number of Samples used for calculation	Property Price Index (average of 2010=100)	change compared to year-earlier month (%)	Number of Samples used for calculation	Property Price Index (average of 2010=100)	change compared to year-earlier month (%)	Number of Samples used for calculation	Property Price Index (average of 2010=100)	change compared to year-earlier month (%)	Number of Samples used for calculation
1984				118.6			97.7					
1985				128.2			100.5					
1986				182.5			119.6					
1987				300.4			191.9					
1988				291.0			198.5					
1989				289.4			193.0					
1990				309.2			228.3					
1991				264.5			208.6					
1992				210.5			175.7					
1993				185.2			159.7					
1994				172.3			157.9					
1995				147.4			148.2					
1996				163.7			144.7					
1997				153.9			138.0					
1998				137.9			125.5					
1999				137.6			119.4					
2000				135.8			116.6					
2001				126.6			110.6					
2002				118.1			103.8					
2003				115.2			100.0					
2004				117.4			98.5					
2005				114.2			100.8					
2006				117.9			106.4					
Jan-07				122.3	8.6	435	107.6	4.2	494			
Feb-07				114.0	1.0	498	111.9	7.8	706			
Mar-07				126.3	10.9	753	116.9	11.6	1,223			
Apr-07	111.2		2,842	119.2	3.0	819	113.4	7.1	1,201	100.0		822
May-07	115.4		2,914	133.3	13.2	846	112.6	9.0	1,275	100.7		793
Jun-07	112.4		3,080	118.0	1.0	835	115.3	7.4	1,225	103.4		1,020
Jul-07	112.0		3,051	122.7	2.3	871	112.6	6.5	1,311	100.4		869
Aug-07	111.3		2,607	116.4	▲ 1.9	730	114.9	4.6	1,112	101.7		765
Sep-07	115.8		2,559	125.4	0.4	680	117.2	10.3	1,057	104.3		822
Oct-07	115.2		2,565	126.4	2.7	661	116.0	8.8	1,106	103.5		798
Nov-07	115.9		2,644	126.1	4.7	659	116.3	6.0	1,170	105.9		815
Dec-07	109.2		2,852	111.6	▲ 5.3	735	112.6	1.9	1,241	102.9		876
Jan-08	112.6		1,853	121.2	▲ 0.9	513	112.4	4.5	693	104.9		647
Feb-08	110.9		1,969	120.1	5.4	514	113.3	1.2	696	101.3		759
Mar-08	109.7		2,846	115.5	▲ 8.5	645	114.8	▲ 1.8	988	100.4		1,213
Apr-08	107.2	▲ 3.6	1,912	112.8	▲ 5.4	340	111.5	▲ 1.7	615	100.4	0.4	957
May-08	107.1	▲ 7.2	1,727	117.7	▲ 11.7	356	106.7	▲ 5.2	541	100.0	▲ 0.7	830
Jun-08	109.0	▲ 3.1	1,846	119.4	1.1	355	109.8	▲ 4.8	646	101.6	▲ 1.7	845
Jul-08	105.3	▲ 6.0	1,934	109.0	▲ 11.2	376	107.2	▲ 4.8	618	101.1	0.7	940
Aug-08	104.4	▲ 6.1	1,599	113.5	▲ 2.5	340	105.6	▲ 8.0	489	97.8	▲ 3.9	770
Sep-08	101.5	▲ 12.4	1,766	101.4	▲ 19.1	343	106.3	▲ 9.4	526	97.5	▲ 6.6	897
Oct-08	97.3	▲ 15.6	1,789	91.3	▲ 27.8	333	101.2	▲ 12.8	550	97.7	▲ 5.6	906
Nov-08	98.4	▲ 15.1	1,579	95.9	▲ 24.0	283	101.6	▲ 12.6	489	97.2	▲ 8.2	807
Dec-08	96.0	▲ 12.1	1,825	92.2	▲ 17.4	366	101.0	▲ 10.3	547	94.3	▲ 8.3	912
Jan-09	96.4	▲ 14.4	1,357	92.3	▲ 23.8	218	100.0	▲ 11.0	406	95.6	▲ 8.8	733
Feb-09	95.9	▲ 13.5	1,481	93.5	▲ 22.2	239	98.7	▲ 12.9	460	95.1	▲ 6.1	782
Mar-09	96.0	▲ 12.5	2,454	94.8	▲ 18.0	414	100.3	▲ 12.6	759	93.3	▲ 7.1	1,281
Apr-09	93.4	▲ 12.9	1,731	92.7	▲ 17.8	326	92.6	▲ 17.0	511	94.5	▲ 5.9	894
May-09	97.0	▲ 9.4	1,656	100.3	▲ 14.8	335	97.0	▲ 9.1	498	95.1	▲ 4.9	823
Jun-09	96.1	▲ 11.8	2,213	99.1	▲ 17.0	396	97.3	▲ 11.4	656	93.6	▲ 7.8	1,161
Jul-09	95.7	▲ 9.1	2,236	97.7	▲ 10.4	452	96.9	▲ 9.6	664	93.4	▲ 7.6	1,120
Aug-09	97.2	▲ 6.9	1,780	100.0	▲ 11.9	330	95.8	▲ 9.3	502	96.7	▲ 1.1	948
Sep-09	99.7	▲ 1.8	1,958	103.1	1.6	406	98.6	▲ 7.2	551	98.4	1.0	1,001
Oct-09	95.7	▲ 1.7	1,938	92.4	1.2	372	96.1	▲ 5.0	533	97.2	▲ 0.6	1,033
Nov-09	99.8	1.4	1,926	99.7	4.0	383	100.0	▲ 1.6	521	99.8	2.6	1,022
Dec-09	96.7	0.7	2,030	93.8	1.8	444	98.9	▲ 2.1	569	97.0	2.8	1,017
Jan-10	96.6	0.1	1,393	91.8	▲ 0.6	238	99.5	▲ 0.6	365	96.9	1.3	790
Feb-10	100.2	4.4	1,710	100.4	7.5	331	99.3	0.6	449	100.8	6.0	930
Mar-10	101.2	5.4	2,747	100.7	6.3	491	103.9	3.5	771	99.6	6.7	1,485
Apr-10	98.6	5.6	2,101	98.6	6.4	383	97.4	5.2	590	99.6	5.4	1,128
May-10	101.9	5.0	1,781	105.8	5.4	321	101.9	5.1	478	99.7	4.9	982
Jun-10	99.9	4.0	2,075	103.1	4.0	411	99.7	2.5	524	98.3	5.0	1,140
Jul-10	99.2	3.7	2,365	97.3	▲ 0.4	456	98.4	1.5	626	100.7	7.8	1,283
Aug-10	101.5	4.4	1,889	102.3	2.3	391	99.7	4.2	535	102.4	5.8	963
Sep-10	100.0	0.3	2,067	103.8	0.7	375	99.5	0.9	609	98.0	▲ 0.4	1,083
Oct-10	101.2	5.8	1,878	97.6	5.7	401	101.4	5.5	585	103.6	6.6	892
Nov-10	99.0	▲ 0.8	2,326	102.0	2.3	334	99.2	▲ 0.9	581	97.6	▲ 2.2	1,411
Dec-10	100.3	3.7	2,465	96.5	2.9	457	100.3	1.4	736	102.7	5.9	1,272
Jan-11	100.3	3.8	1,722	102.9	12.1	315	101.0	1.6	464	98.4	1.5	943
Feb-11	99.4	▲ 0.8	1,688	96.2	▲ 4.2	323	100.7	1.5	480	100.3	▲ 0.5	885
Mar-11	101.9	0.7	2,617	99.3	▲ 1.4	471	103.3	▲ 0.6	739	102.6	3.0	1,407
Apr-11	100.9	2.3	1,715	100.1	1.5	335	102.0	4.7	539	100.5	0.9	841
May-11	98.9	▲ 2.9	1,618	94.4	▲ 10.8	317	99.4	▲ 2.4	493	101.2	1.5	808
Jun-11	98.8	▲ 1.1	1,915	95.0	▲ 7.9	383	98.5	▲ 1.1	604	101.6	3.3	928
Jul-11	99.2	▲ 0.0	1,907	98.8	1.5	404	99.1	0.8	594	99.4	▲ 1.3	909
Aug-11	99.6	▲ 1.8	1,838	99.0	▲ 3.2	362	100.7	1.0	560	99.1	▲ 3.2	916
Sep-11	100.9	0.9	2,019	100.1	▲ 3.5	394	99.9	0.4	675	102.3	4.4	950
Oct-11	101.2	▲ 0.0	1,841	104.0	6.5	363	98.9	▲ 2.5	663	101.7	▲ 1.8	815
Nov-11	97.8	▲ 1.2	1,956	96.5	▲ 5.5	411	97.7	▲ 1.5	689	99.0	1.4	856
Dec-11	97.4	▲ 2.9	2,275	94.8	▲ 1.8	485	98.6	▲ 1.7	716	98.3	▲ 4.3	1,074

Jan-12	99.0	▲ 1.3	1,423	100.0	▲ 2.8	316	96.5	▲ 4.5	403	100.4	2.0	704
Feb-12	98.0	▲ 1.4	1,800	100.6	4.6	317	95.7	▲ 5.0	579	98.5	▲ 1.8	904
Mar-12	100.3	▲ 1.6	2,753	104.1	4.8	483	97.9	▲ 5.2	766	99.9	▲ 2.6	1,504
Apr-12	98.6	▲ 2.2	1,864	98.7	▲ 1.4	319	95.8	▲ 6.0	551	100.8	0.3	994
May-12	98.4	▲ 0.5	1,866	101.4	7.4	407	95.2	▲ 4.3	541	98.9	▲ 2.3	918
Jun-12	98.6	▲ 0.2	2,044	98.4	3.6	408	97.8	▲ 0.7	662	99.5	▲ 2.1	974
Jul-12	99.2	▲ 0.0	2,120	100.8	2.0	429	95.9	▲ 3.3	708	101.2	1.8	983
Aug-12	97.7	▲ 1.9	1,956	96.2	▲ 2.8	376	94.8	▲ 5.8	637	101.2	2.1	943
Sep-12	99.1	▲ 1.8	2,062	101.2	1.1	408	97.6	▲ 2.3	666	99.1	▲ 3.2	988
Oct-12	98.6	▲ 2.6	1,989	102.4	▲ 1.5	393	95.6	▲ 3.3	648	98.9	▲ 2.8	948
Nov-12	96.9	▲ 0.9	2,147	97.7	1.3	414	94.9	▲ 2.8	671	98.2	▲ 0.8	1,062
Dec-12	96.9	▲ 0.5	2,415	94.0	▲ 0.8	432	97.2	▲ 1.4	829	98.3	0.1	1,154
Jan-13	97.7	▲ 1.3	1,604	97.4	▲ 2.5	317	96.6	0.1	473	98.9	▲ 1.5	814
Feb-13	98.5	0.5	1,991	100.5	▲ 0.1	314	98.3	2.7	597	97.5	▲ 1.0	1,080
Mar-13	99.1	▲ 1.2	3,182	100.1	▲ 3.8	452	98.0	0.1	1,003	99.5	▲ 0.4	1,727
Apr-13	100.0	1.4	2,381	102.9	4.3	372	96.3	0.5	697	101.3	0.4	1,312
May-13	100.6	2.3	2,204	103.1	1.7	350	96.8	1.7	699	102.6	3.8	1,155
Jun-13	101.7	3.1	2,489	102.2	3.9	447	98.7	0.9	782	103.9	4.5	1,260
Jul-13	100.4	1.2	2,645	98.7	▲ 2.1	455	98.5	2.7	828	103.0	1.7	1,362
Aug-13	102.5	5.0	2,284	102.2	6.2	413	98.0	3.3	671	106.4	5.1	1,200
Sep-13	101.7	2.7	2,204	98.7	▲ 2.5	415	99.0	1.4	699	106.0	7.0	1,090
Oct-13	102.1	3.6	2,196	101.8	▲ 0.6	391	98.4	2.9	686	106.1	7.3	1,119
Nov-13	104.5	7.8	2,168	105.5	7.9	384	100.6	6.1	704	107.4	9.4	1,080
Dec-13	101.3	4.6	2,398	92.0	▲ 2.1	409	98.9	1.7	719	109.4	11.3	1,270
Jan-14	103.3	5.8	1,729	99.7	2.3	266	99.1	2.6	466	108.6	9.9	997
Feb-14	105.6	7.2	1,903	99.9	▲ 0.6	296	102.2	3.9	584	111.7	14.5	1,023
Mar-14	104.7	5.7	3,212	101.8	1.8	491	99.5	1.6	958	110.5	11.0	1,763
Apr-14	102.4	2.5	1,653	94.8	▲ 7.9	198	98.1	1.9	433	109.6	8.3	1,022
May-14	105.1	4.4	1,804	106.9	3.6	249	97.5	0.7	508	110.5	7.6	1,047
Jun-14	103.1	1.4	2,054	99.9	▲ 2.3	323	97.4	▲ 1.3	647	110.4	6.2	1,084
Jul-14	105.9	5.5	2,064	104.2	5.6	290	98.3	▲ 0.2	644	113.4	10.2	1,130
Aug-14	103.9	1.3	1,862	101.9	▲ 0.3	249	95.7	▲ 2.3	624	112.8	6.0	989
Sep-14	106.3	4.5	2,140	107.1	8.5	341	98.5	▲ 0.5	710	113.0	6.6	1,089
Oct-14	104.5	2.3	1,985	95.8	▲ 5.9	261	98.6	0.2	640	114.6	8.0	1,084
Nov-14	105.1	0.6	1,956	101.2	▲ 4.0	290	96.7	▲ 3.9	632	115.2	7.3	1,034
Dec-14	106.0	4.6	2,391	107.7	17.1	355	96.2	▲ 2.7	777	114.0	4.2	1,259
Jan-15	107.3	3.9	1,522	99.2	▲ 0.5	171	99.2	0.1	393	117.1	7.8	958
Feb-15	109.1	3.3	1,959	110.5	10.7	236	98.7	▲ 3.4	610	117.8	5.5	1,113
Mar-15	110.5	5.5	3,067	105.8	3.8	386	101.6	2.1	1,031	121.2	9.7	1,650
Apr-15	110.2	7.5	1,922	100.9	6.4	259	102.5	4.5	510	121.1	10.5	1,153
May-15	111.5	6.1	1,871	112.3	5.1	240	100.7	3.3	574	120.5	9.1	1,057
Jun-15	110.1	6.8	2,342	104.8	5.0	356	101.6	4.4	722	120.7	9.3	1,264
Jul-15	110.2	4.1	2,421	105.0	0.7	331	99.6	1.3	714	121.9	7.5	1,376
Aug-15	110.8	6.7	2,044	107.4	5.4	265	99.0	3.5	622	123.0	9.1	1,157
Sep-15	*111.2*	*4.6*	*2,099*	*102.6*	*▲ 4.2*	*288*	*103.7*	*5.3*	*647*	*123.1*	*8.9*	*1,164*
Oct-15	*111.5*	*6.7*	*1,815*	*103.0*	*7.5*	*243*	*98.9*	*0.3*	*479*	*126.2*	*10.1*	*1,093*
Nov-15	*112.9*	*7.4*	*1,247*	*107.9*	*6.5*	*177*	*99.3*	*2.6*	*264*	*124.5*	*8.1*	*806*

※The results before March 2008 was produced in cooperation with Tokyo Association of Real Estate Appraisers.

4-2 Aichi Prefecture

	Residential Property			Residential Land			Detached House			Condominiums		
	Property Price Index (average of 2010=100)	change compared to year-earlier month (%)	Number of Samples used for calculation	Property Price Index (average of 2010=100)	change compared to year-earlier month (%)	Number of Samples used for calculation	Property Price Index (average of 2010=100)	change compared to year-earlier month (%)	Number of Samples used for calculation	Property Price Index (average of 2010=100)	change compared to year-earlier month (%)	Number of Samples used for calculation
2000				135.1			117.6					
2001				126.0			113.9					
2002				116.2			106.7					
2003				109.9			104.0					
2004				107.3			102.3					
2005				105.7			103.4					
2006				104.4			103.1					
Jan-07				101.6	▲ 5.1	30	112.1	6.8	40			
Feb-07				95.1	▲ 10.3	42	112.1	11.3	99			
Mar-07				103.0	▲ 0.7	79	107.5	4.5	134			
Apr-07	105.6		553	108.5	1.9	150	108.1	5.9	253	92.9		150
May-07	103.0		549	108.8	▲ 1.1	174	102.7	1.5	224	92.4		151
Jun-07	105.7		565	106.7	0.6	170	107.2	4.4	268	98.4		127
Jul-07	105.4		560	107.0	2.4	172	106.6	3.6	264	98.1		124
Aug-07	108.8		553	114.7	8.8	146	107.4	6.0	258	103.0		149
Sep-07	109.7		541	115.0	14.4	160	109.4	12.3	256	100.5		125
Oct-07	104.3		557	105.7	▲ 1.5	157	106.6	▲ 1.5	258	94.3		142
Nov-07	102.7		600	97.2	0.2	188	105.8	1.2	269	101.5		143
Dec-07	108.6		647	110.0	11.9	165	109.9	1.8	343	100.9		139
Jan-08	106.7		403	105.0	3.4	131	111.5	▲ 0.5	173	95.1		99
Feb-08	106.8		520	109.7	15.3	148	108.4	▲ 3.3	246	96.0		126
Mar-08	109.9		829	115.5	12.1	218	109.5	1.9	404	102.0		207
Apr-08	105.7	0.0	579	104.2	▲ 3.9	141	109.3	1.1	266	96.6	4.0	172
May-08	106.4	3.3	589	112.6	3.6	182	105.1	2.3	257	99.9	8.1	150
Jun-08	105.5	▲ 0.1	675	109.8	2.9	163	107.3	0.1	350	93.8	▲ 4.7	162
Jul-08	110.3	4.6	693	117.7	10.1	202	109.1	2.4	327	100.5	2.4	164
Aug-08	106.2	▲ 2.3	664	106.3	▲ 7.4	203	108.2	0.7	311	99.5	▲ 3.3	150
Sep-08	104.2	▲ 5.0	622	109.4	▲ 4.9	167	103.8	▲ 5.1	314	95.6	▲ 4.9	141
Oct-08	108.3	3.8	629	110.2	4.3	171	110.7	3.9	309	96.6	2.4	149
Nov-08	103.0	0.3	625	104.0	7.0	165	104.8	▲ 1.0	309	94.8	▲ 6.6	151
Dec-08	104.1	▲ 4.1	579	101.0	▲ 8.2	191	107.9	▲ 1.8	256	97.3	▲ 3.6	132
Jan-09	104.2	▲ 2.4	512	104.0	▲ 1.0	126	107.0	▲ 4.1	241	95.7	0.6	145
Feb-09	103.3	▲ 3.2	483	98.1	▲ 10.6	125	106.9	▲ 1.5	238	99.9	4.1	120
Mar-09	101.5	▲ 7.7	853	97.4	▲ 15.7	198	105.5	▲ 3.7	386	95.8	▲ 6.1	269
Apr-09	97.9	▲ 7.4	569	100.5	▲ 3.6	147	97.8	▲ 10.5	245	94.5	▲ 2.2	177
May-09	97.8	▲ 8.0	527	99.8	▲ 11.4	135	99.4	▲ 5.4	256	89.3	▲ 10.5	136
Jun-09	97.4	▲ 7.7	721	96.1	▲ 12.5	210	100.5	▲ 6.4	336	89.4	▲ 4.6	175
Jul-09	102.7	▲ 6.9	696	105.6	▲ 10.3	184	103.6	▲ 5.1	305	96.2	▲ 4.3	207
Aug-09	98.8	▲ 7.0	553	95.2	▲ 10.4	141	101.6	▲ 6.0	268	95.4	▲ 4.2	144
Sep-09	102.8	▲ 1.4	647	104.5	▲ 4.4	206	102.7	▲ 1.1	303	99.8	4.4	138
Oct-09	99.2	▲ 8.4	595	96.1	▲ 12.8	159	101.6	▲ 8.2	271	96.0	▲ 0.6	165
Nov-09	99.0	▲ 3.9	669	96.1	▲ 7.6	153	101.3	▲ 3.3	333	95.1	0.3	183
Dec-09	98.1	▲ 5.8	679	94.9	▲ 6.0	212	100.7	▲ 6.7	299	95.0	▲ 2.3	168
Jan-10	99.8	▲ 4.2	524	100.8	▲ 3.1	154	100.2	▲ 6.4	208	97.5	1.8	162
Feb-10	100.1	▲ 3.1	581	96.4	▲ 1.7	145	102.0	▲ 4.6	282	99.2	▲ 0.7	154
Mar-10	100.5	▲ 1.0	979	102.4	5.1	220	100.2	▲ 5.1	474	99.1	3.4	285
Apr-10	103.3	5.6	773	106.0	5.6	210	103.9	6.3	330	97.9	3.5	233
May-10	99.5	1.7	598	100.6	0.8	186	99.2	▲ 0.2	246	98.6	10.4	166
Jun-10	101.7	4.4	636	104.9	9.2	231	101.0	0.5	262	97.3	8.9	143
Jul-10	97.9	▲ 4.7	822	98.0	▲ 7.2	239	97.6	▲ 5.7	365	98.6	2.5	218
Aug-10	99.8	1.0	683	97.6	2.6	208	100.3	▲ 1.4	309	101.7	6.6	166
Sep-10	98.2	▲ 4.4	718	97.8	▲ 6.4	202	97.8	▲ 4.7	335	100.1	0.3	181
Oct-10	98.5	▲ 0.7	727	95.4	▲ 0.7	234	99.2	▲ 2.4	314	101.9	6.1	179
Nov-10	99.4	0.4	767	100.6	4.7	213	97.5	▲ 3.8	357	103.9	9.2	197
Dec-10	101.1	3.1	848	99.3	4.7	291	101.2	0.5	362	104.3	9.8	195
Jan-11	103.5	3.6	581	101.2	0.3	191	104.0	3.9	233	105.5	8.2	157
Feb-11	95.8	▲ 4.3	585	91.9	▲ 4.6	156	96.0	▲ 5.9	269	101.1	1.9	160
Mar-11	97.6	▲ 2.8	918	93.1	▲ 9.0	243	99.0	▲ 1.2	410	100.5	1.4	265
Apr-11	98.8	▲ 4.4	638	95.8	▲ 9.7	179	99.8	▲ 4.0	295	100.4	2.6	164
May-11	97.8	▲ 1.7	649	98.7	▲ 1.9	210	95.8	▲ 3.5	284	102.9	4.4	155
Jun-11	98.5	▲ 3.1	788	97.2	▲ 7.4	233	97.7	▲ 3.3	379	104.6	7.4	176
Jul-11	99.1	1.3	717	94.3	▲ 3.8	231	101.0	3.5	297	102.5	4.0	189
Aug-11	98.3	▲ 1.5	763	98.4	0.8	190	96.9	▲ 3.4	387	103.2	1.5	186
Sep-11	100.8	2.6	799	100.0	2.2	260	100.1	2.3	378	105.1	4.9	161
Oct-11	96.1	▲ 2.4	671	90.7	▲ 5.0	205	96.6	▲ 2.5	319	104.4	2.4	147
Nov-11	97.2	▲ 2.3	751	94.0	▲ 6.5	212	96.8	▲ 0.7	370	104.3	0.4	169
Dec-11	95.5	▲ 5.5	865	86.7	▲ 12.7	243	97.0	▲ 4.2	428	106.8	2.5	194
Jan-12	98.2	▲ 5.1	533	94.1	▲ 6.9	172	100.4	▲ 3.5	230	99.1	▲ 6.0	131
Feb-12	97.7	1.9	681	94.6	2.9	180	96.9	1.0	332	105.0	3.8	169
Mar-12	98.1	0.5	1,031	99.9	7.3	268	97.4	▲ 1.6	538	98.0	▲ 2.4	225
Apr-12	97.2	▲ 1.6	688	97.6	1.9	171	95.1	▲ 4.7	351	104.4	3.9	166
May-12	95.7	▲ 2.1	713	91.1	▲ 7.7	217	97.1	1.4	339	99.7	▲ 3.1	157
Jun-12	98.0	▲ 0.5	793	102.6	5.6	231	95.0	▲ 2.7	388	101.0	▲ 3.4	174
Jul-12	96.9	▲ 2.2	839	97.3	3.2	253	96.1	▲ 4.8	390	99.1	▲ 3.4	196
Aug-12	95.5	▲ 2.8	794	91.0	▲ 7.5	241	96.7	▲ 0.2	401	99.8	▲ 3.3	152
Sep-12	96.7	▲ 4.0	744	99.4	▲ 0.6	247	94.4	▲ 5.7	353	100.5	▲ 4.3	144
Oct-12	97.1	1.1	757	93.5	3.1	251	98.5	1.9	337	100.0	▲ 4.2	169
Nov-12	99.5	2.4	781	97.4	3.6	264	99.6	2.8	353	103.5	▲ 0.7	164
Dec-12	97.2	1.7	914	94.8	9.3	275	96.7	▲ 0.2	462	104.1	▲ 2.6	177
Jan-13	95.1	▲ 3.2	587	94.1	▲ 0.1	182	94.6	▲ 5.7	256	98.9	▲ 0.3	149
Feb-13	95.8	▲ 1.9	699	93.1	▲ 1.6	184	96.2	▲ 0.8	331	98.7	▲ 6.0	184
Mar-13	95.8	▲ 2.4	1,148	94.9	▲ 5.0	261	93.7	▲ 3.8	576	104.6	6.7	311
Apr-13	100.7	3.6	787	99.0	1.4	218	98.6	3.7	344	110.5	5.9	225
May-13	96.0	0.3	833	94.3	3.5	257	94.6	▲ 2.6	397	104.6	4.8	179
Jun-13	99.0	1.0	875	101.6	▲ 1.0	228	95.1	0.0	434	109.2	8.1	213
Jul-13	97.7	0.8	965	96.1	▲ 1.2	285	95.8	▲ 0.4	444	107.4	8.4	236
Aug-13	101.0	5.7	827	99.4	9.2	221	99.6	3.1	430	109.7	9.9	176
Sep-13	97.6	0.9	817	94.5	▲ 4.9	264	97.0	2.8	385	105.8	5.3	168
Oct-13	96.5	▲ 0.7	802	92.3	▲ 1.3	289	96.6	▲ 2.0	332	105.3	5.3	181
Nov-13	96.3	▲ 3.2	799	94.7	▲ 2.8	198	93.6	▲ 6.0	376	108.9	5.2	225
Dec-13	97.5	0.3	890	94.1	▲ 0.7	243	95.9	▲ 0.9	447	110.6	6.3	200
Jan-14	98.0	3.1	606	93.9	▲ 0.1	174	96.7	2.2	274	110.0	11.3	158
Feb-14	98.0	2.3	688	89.6	▲ 3.8	143	98.4	2.3	364	109.7	11.2	181
Mar-14	98.2	2.6	1,228	94.4	▲ 0.5	265	97.1	3.6	629	108.3	3.5	334
Apr-14	95.2	▲ 5.5	611	86.8	▲ 12.4	192	95.1	▲ 3.6	247	110.0	▲ 0.5	172
May-14	97.8	1.9	640	97.1	3.0	193	94.9	0.3	280	109.0	4.2	167
Jun-14	94.8	▲ 4.2	780	97.2	▲ 4.3	229	91.8	▲ 3.4	350	101.4	▲ 7.1	201
Jul-14	97.2	▲ 0.5	806	92.6	▲ 3.7	254	96.3	0.6	349	108.1	0.7	203
Aug-14	97.9	▲ 3.1	720	93.7	▲ 5.7	181	97.1	▲ 2.6	361	108.0	▲ 1.6	178
Sep-14	94.6	▲ 3.1	788	93.9	▲ 0.7	256	90.2	▲ 7.1	344	111.9	5.7	188
Oct-14	98.8	2.5	711	95.6	3.6	233	96.9	0.3	316	111.9	6.3	162
Nov-14	97.2	0.9	723	94.0	▲ 0.7	193	94.9	1.4	343	110.9	1.8	187
Dec-14	99.7	2.3	885	97.8	3.9	270	97.0	1.2	431	115.1	4.0	184
Jan-15	103.8	5.9	531	104.2	10.9	162	99.0	2.4	234	121.0	9.9	135
Feb-15	100.5	2.6	641	97.1	8.4	155	97.3	▲ 1.1	333	119.6	9.0	153
Mar-15	99.5	1.3	1,041	94.5	0.0	249	96.9	▲ 0.2	487	115.8	7.0	305
Apr-15	102.0	7.2	739	100.6	16.0	174	98.0	3.1	359	118.1	7.4	206
May-15	98.1	0.3	673	96.2	▲ 0.9	205	94.8	▲ 0.0	299	113.8	4.5	169
Jun-15	98.4	3.7	766	94.2	▲ 3.1	199	95.0	3.5	354	117.4	15.8	213
Jul-15	98.2	1.0	868	95.3	3.0	267	94.1	▲ 2.3	377	118.0	9.2	224
Aug-15	101.3	3.5	815	99.8	6.5	227	96.4	▲ 0.7	364	120.5	11.6	224
Sep-15	*101.3*	*7.1*	*790*	*96.8*	*3.1*	*225*	*99.0*	*9.8*	*385*	*117.3*	*4.9*	*200*
Oct-15	*99.2*	*0.4*	*615*	*100.1*	*4.6*	*205*	*93.7*	*▲ 3.3*	*245*	*116.1*	*3.8*	*165*
Nov-15	*99.0*	*1.9*	*449*	*93.4*	*▲ 0.7*	*153*	*95.5*	*0.6*	*154*	*118.6*	*7.0*	*142*

※The results before November 2006 was produced in cooperation with Aichi Association of Real Estate Appraisers.

4-3 Osaka Prefecture

	Residential Property			Residential Land			Detached House			Condominiums		
	Property Price Index (average of 2010=100)	change compared to year-earlier month (%)	Number of Samples used for calculation	Property Price Index (average of 2010=100)	change compared to year-earlier month (%)	Number of Samples used for calculation	Property Price Index (average of 2010=100)	change compared to year-earlier month (%)	Number of Samples used for calculation	Property Price Index (average of 2010=100)	change compared to year-earlier month (%)	Number of Samples used for calculation
2000				195.7			137.6					
2001				175.6			130.4					
2002				154.9			120.1					
2003				138.5			110.8					
2004				128.0			106.4					
2005				120.9			106.1					
2006				109.8			105.4					
Jan-07				129.8	▲ 1.8	36	114.7	15.6	92			
Feb-07				121.8	13.3	43	109.5	5.9	123			
Mar-07				139.5	19.5	71	107.0	▲ 1.1	265			
Apr-07	112.0		969	131.7	26.0	145	110.3	2.1	479	101.8		345
May-07	111.7		1,063	120.2	18.7	200	114.0	12.3	530	100.1		333
Jun-07	108.9		1,078	114.7	9.2	203	111.0	3.8	543	99.9		332
Jul-07	112.5		1,154	124.1	7.9	212	113.2	8.2	577	101.9		365
Aug-07	110.5		1,042	122.0	12.6	136	110.4	3.2	537	102.8		369
Sep-07	110.4		996	122.0	6.6	157	111.3	5.8	507	99.4		332
Oct-07	115.2		971	132.6	25.0	187	112.9	7.9	489	105.5		295
Nov-07	110.0		1,106	118.0	10.8	201	110.5	▲ 0.1	593	101.0		312
Dec-07	109.7		1,175	111.0	10.6	217	111.7	5.2	630	104.1		328
Jan-08	105.8		697	111.9	▲ 13.8	128	107.7	▲ 6.1	352	97.3		217
Feb-08	106.0		912	104.3	▲ 14.4	164	108.4	▲ 1.0	443	102.3		305
Mar-08	112.4		1,482	124.0	▲ 11.1	246	112.1	4.8	709	104.3		527
Apr-08	110.8	▲ 1.1	1,008	125.1	▲ 5.1	149	109.8	▲ 0.5	490	103.9	2.0	369
May-08	107.3	▲ 3.9	990	115.0	▲ 4.4	176	108.0	▲ 5.2	479	100.3	0.2	335
Jun-08	106.6	▲ 2.1	1,056	111.7	▲ 2.6	205	107.6	▲ 3.1	519	99.9	▲ 0.0	332
Jul-08	105.8	▲ 5.9	1,124	110.4	▲ 11.0	178	106.9	▲ 5.6	578	100.5	▲ 1.4	368
Aug-08	106.7	▲ 3.5	1,062	109.7	▲ 10.1	168	108.3	▲ 1.8	566	101.0	▲ 1.8	328
Sep-08	108.2	▲ 1.9	1,056	114.2	▲ 6.4	185	108.3	▲ 2.7	538	103.6	4.2	333
Oct-08	106.9	▲ 7.2	1,032	115.7	▲ 12.7	154	106.9	▲ 5.4	505	101.5	▲ 3.8	373
Nov-08	104.1	▲ 5.4	1,000	114.3	▲ 3.2	137	104.7	▲ 5.2	543	96.3	▲ 4.7	320
Dec-08	106.4	▲ 3.0	1,158	111.2	0.2	184	107.3	▲ 3.9	631	101.5	▲ 2.5	343
Jan-09	99.6	▲ 5.8	761	108.6	▲ 3.0	116	99.2	▲ 7.9	370	95.2	▲ 2.1	275
Feb-09	98.2	▲ 7.3	823	97.9	▲ 6.1	119	100.0	▲ 7.8	373	95.2	▲ 7.0	331
Mar-09	102.0	▲ 9.2	1,437	112.3	▲ 9.5	194	101.9	▲ 9.1	709	96.7	▲ 7.3	534
Apr-09	101.0	▲ 8.9	1,139	110.3	▲ 11.8	166	100.1	▲ 8.8	542	97.1	▲ 6.5	431
May-09	100.6	▲ 6.3	884	100.0	▲ 13.0	132	102.2	▲ 5.4	411	98.0	▲ 2.3	341
Jun-09	99.1	▲ 7.0	1,218	98.6	▲ 11.7	206	99.8	▲ 7.2	559	98.3	▲ 1.6	453
Jul-09	101.5	▲ 4.1	1,201	104.9	▲ 4.9	182	100.0	▲ 6.4	592	101.9	1.4	427
Aug-09	98.7	▲ 7.5	1,043	101.2	▲ 7.8	170	97.8	▲ 9.7	493	98.7	▲ 2.2	380
Sep-09	100.5	▲ 7.2	1,074	107.2	▲ 6.2	181	100.1	▲ 7.6	510	96.4	▲ 6.9	383
Oct-09	97.8	▲ 8.4	1,063	107.2	▲ 7.3	146	94.6	▲ 11.4	505	98.1	▲ 3.4	412
Nov-09	101.6	▲ 2.3	1,159	108.2	▲ 5.3	154	100.1	▲ 4.4	565	101.0	4.8	440
Dec-09	96.9	▲ 9.0	1,257	99.7	▲ 10.4	191	96.1	▲ 10.4	622	96.6	▲ 4.8	444
Jan-10	99.2	▲ 0.5	843	100.9	▲ 7.0	126	98.4	▲ 0.8	382	99.4	4.4	335
Feb-10	99.7	1.6	1,050	105.5	7.7	148	97.5	▲ 2.5	504	99.8	4.9	398
Mar-10	102.4	0.4	1,505	105.8	▲ 5.7	200	102.9	1.0	727	99.7	3.1	578
Apr-10	100.3	▲ 0.6	1,175	95.1	▲ 13.7	172	102.5	2.4	549	99.3	2.3	454
May-10	98.0	▲ 2.6	1,006	100.1	0.1	150	97.8	▲ 4.3	472	97.0	▲ 1.1	384
Jun-10	100.4	1.3	1,173	103.9	5.3	185	100.2	0.4	572	98.6	0.3	416
Jul-10	101.3	▲ 0.2	1,297	101.4	▲ 3.4	181	102.7	2.7	604	98.6	▲ 3.2	512
Aug-10	98.0	▲ 0.7	1,170	99.3	▲ 1.8	203	97.5	▲ 0.3	556	98.0	▲ 0.7	411
Sep-10	100.8	0.3	1,214	96.9	▲ 9.6	162	100.4	0.3	588	103.9	7.7	464
Oct-10	102.5	4.7	1,202	103.0	▲ 3.9	193	102.0	7.7	571	103.0	5.0	438
Nov-10	98.8	▲ 2.8	1,345	93.7	▲ 13.4	185	99.3	▲ 0.8	652	100.8	▲ 0.2	508
Dec-10	98.8	2.0	1,484	94.1	▲ 5.6	228	98.7	2.7	725	101.8	5.4	531
Jan-11	97.7	▲ 1.4	901	90.9	▲ 10.0	122	97.0	▲ 1.5	437	103.2	3.9	342
Feb-11	99.4	▲ 0.3	1,031	95.5	▲ 9.5	163	99.4	1.9	466	101.6	1.8	402
Mar-11	100.1	▲ 2.3	1,496	97.8	▲ 7.6	245	99.2	▲ 3.6	695	103.3	3.6	556
Apr-11	100.1	▲ 0.2	1,016	98.9	3.9	151	100.0	▲ 2.5	503	101.1	1.8	362
May-11	99.6	1.6	980	96.3	▲ 3.8	172	99.7	1.9	460	101.5	4.7	348
Jun-11	98.4	▲ 2.0	1,204	99.9	▲ 3.9	226	96.3	▲ 3.9	573	101.6	3.1	405
Jul-11	97.9	▲ 3.3	1,117	92.6	▲ 8.7	193	98.2	▲ 4.4	561	101.1	2.5	363
Aug-11	99.9	1.9	1,167	98.9	▲ 0.4	196	98.7	1.2	491	102.7	4.8	480
Sep-11	98.3	▲ 2.5	1,213	90.8	▲ 6.3	230	99.3	▲ 1.1	595	101.9	▲ 1.9	388
Oct-11	96.5	▲ 5.8	1,033	84.3	▲ 18.2	170	98.8	▲ 3.1	501	100.8	▲ 2.1	362
Nov-11	97.8	▲ 1.0	1,206	93.0	▲ 0.8	192	97.3	▲ 1.9	620	102.1	1.3	394
Dec-11	96.3	▲ 2.5	1,399	82.2	▲ 12.7	268	100.0	1.3	692	100.4	▲ 1.4	439
Jan-12	99.8	2.1	829	97.0	6.7	146	101.5	4.7	370	98.9	▲ 4.2	313
Feb-12	99.3	▲ 0.2	1,050	93.7	▲ 1.9	185	99.7	0.3	495	102.7	1.1	370
Mar-12	101.3	1.2	1,590	106.5	8.8	286	98.0	▲ 1.2	768	104.1	0.7	536
Apr-12	96.7	▲ 3.4	1,142	88.7	▲ 10.3	159	96.3	▲ 3.6	570	102.6	1.4	413
May-12	99.9	0.4	1,119	101.0	4.9	214	97.5	▲ 2.2	511	103.6	2.0	394
Jun-12	97.3	▲ 1.1	1,189	89.3	▲ 10.6	216	98.0	1.8	566	102.4	0.8	407
Jul-12	98.6	0.8	1,217	101.1	9.2	221	96.1	▲ 2.1	623	102.5	1.4	373
Aug-12	97.6	▲ 2.3	1,071	99.2	0.3	186	94.0	▲ 4.7	521	103.7	1.0	364
Sep-12	99.9	1.7	1,069	99.8	10.0	216	98.1	▲ 1.2	537	103.9	1.9	316
Oct-12	95.1	▲ 1.4	1,199	96.0	13.9	213	92.8	▲ 6.1	583	99.5	▲ 1.3	403
Nov-12	97.5	▲ 0.4	1,283	92.2	▲ 0.9	229	97.5	0.1	613	101.4	▲ 0.7	441
Dec-12	100.1	4.0	1,404	101.1	23.1	306	98.8	▲ 1.2	682	102.4	1.9	416
Jan-13	100.8	1.0	842	97.1	0.1	130	101.0	▲ 0.5	394	103.0	4.2	318
Feb-13	97.3	▲ 2.0	1,085	97.0	3.5	186	95.5	▲ 4.2	486	100.9	▲ 1.8	413
Mar-13	101.1	▲ 0.1	1,672	103.3	▲ 3.0	236	98.6	0.6	794	104.5	0.4	642
Apr-13	98.3	1.6	1,304	98.0	10.6	201	94.7	▲ 1.7	576	104.8	2.1	527
May-13	99.1	▲ 0.9	1,168	94.2	▲ 6.6	182	96.8	▲ 0.7	532	106.2	2.6	454
Jun-13	98.7	1.4	1,262	97.3	8.9	222	96.2	▲ 1.9	586	104.4	2.0	454
Jul-13	102.1	3.5	1,312	102.1	1.0	225	98.5	2.5	594	108.9	6.3	493
Aug-13	100.5	3.0	1,153	96.3	▲ 3.0	230	100.2	6.6	539	104.3	0.5	384
Sep-13	102.2	2.3	1,230	109.4	9.5	201	97.4	▲ 0.7	611	107.8	3.8	418
Oct-13	95.5	0.4	1,197	88.8	▲ 7.6	189	92.6	▲ 0.2	595	106.3	6.8	413
Nov-13	99.8	2.4	1,278	95.9	4.0	199	97.4	▲ 0.0	632	107.5	6.0	447
Dec-13	100.0	▲ 0.1	1,341	96.1	▲ 5.0	249	96.8	▲ 2.0	637	109.7	7.2	455
Jan-14	101.6	0.8	829	101.1	4.2	136	97.5	▲ 3.5	374	109.5	6.3	319
Feb-14	101.7	4.5	1,148	97.9	1.0	181	96.8	1.4	548	114.2	13.2	419
Mar-14	102.5	1.3	1,805	96.0	▲ 7.0	235	99.4	0.8	826	111.5	6.7	744
Apr-14	100.5	2.2	939	94.6	▲ 3.5	141	95.7	1.0	353	111.7	6.6	445
May-14	100.0	1.0	1,011	96.9	2.9	149	95.7	▲ 1.1	454	110.5	4.0	408
Jun-14	98.4	▲ 0.3	1,085	90.7	▲ 6.7	173	94.2	▲ 2.1	460	111.4	6.7	452
Jul-14	102.1	▲ 0.0	1,093	104.4	2.2	175	95.4	▲ 3.1	499	112.5	3.3	419
Aug-14	102.0	1.5	935	99.9	3.8	145	96.7	▲ 3.5	424	113.5	8.9	366
Sep-14	101.9	▲ 0.3	1,053	98.4	▲ 10.1	160	96.4	▲ 1.1	468	114.5	6.2	425
Oct-14	99.8	4.5	1,053	98.5	11.0	159	93.4	0.9	469	113.2	6.5	425
Nov-14	100.9	1.0	1,079	102.3	6.7	153	94.0	▲ 3.5	485	112.8	5.0	441
Dec-14	101.9	1.9	1,218	101.4	5.5	206	94.1	▲ 2.8	541	117.1	6.8	471
Jan-15	102.2	0.6	784	99.4	▲ 1.7	117	94.4	▲ 3.1	336	117.6	7.4	331
Feb-15	105.1	3.4	928	113.4	15.8	156	96.0	▲ 0.8	392	115.9	1.5	380
Mar-15	103.6	1.1	1,413	92.2	▲ 4.0	187	99.5	0.1	578	118.0	5.8	648
Apr-15	103.8	3.4	1,108	95.3	0.7	155	97.1	1.5	457	119.9	7.3	496
May-15	100.7	0.7	946	96.7	▲ 0.2	153	92.0	▲ 3.9	405	119.6	8.2	388
Jun-15	103.7	5.4	1,168	95.9	5.7	185	98.4	4.5	497	118.3	6.2	486
Jul-15	104.7	2.6	1,227	105.5	1.1	167	95.7	0.2	540	120.6	7.2	520
Aug-15	105.3	3.2	1,032	105.6	5.7	165	97.4	0.7	439	119.3	5.1	428
Sep-15	*107.2*	*5.2*	*1,036*	*110.1*	*12.0*	*165*	*98.6*	*2.3*	*462*	*121.8*	*6.4*	*409*
Oct-15	*103.8*	*3.9*	*898*	*97.6*	*▲ 0.9*	*153*	*96.3*	*3.1*	*340*	*120.5*	*6.4*	*405*
Nov-15	*103.9*	*3.0*	*674*	*93.7*	*▲ 8.4*	*115*	*94.9*	*0.9*	*231*	*124.2*	*10.1*	*328*

※The results before November 2006 was produced in cooperation with Osaka Association of Real Estate Appraisers.

Residential Transaction Volume

【Outline of Residential Transaction Volume】

MLIT releases Japan Residential Property Price Index(JRPPI) every month. As supplemental data of JRPPI, MLIT releases "Residential Transaction Volume."

"Residential Transaction Volume" means monthly numbers and gross area of transactions mainly of existing detached house and condominiums by Region, Metropolitan Areas, Prefectures and Transaction Party.

Sort of Indexes	・Detached House (mainly used) ・Condominiums (mainly used)
Regions	・All Japan ・Regions (Hokkaido, Tohoku, Kanto, Hokuriku, Chubu, Kinki, Chugoku, Shikoku, Kyushu-Okinawa, Total 9 regions) ・Metropolitan Areas (Tokyo including suburbs, Nagoya, Kyoto-Osaka-Kobe) ・Prefectures (Tokyo, Aichi, Osaka)
Term	・From April, 2008
Periodically	・Monthly
Data	・Property transfer information
Time lag	・About 3 months
Frequency	・Monthly

※Figures of August to October, 2015 were revised.

Italic figures will be revised.

○Regions Hokkaido：Hokkaido Tohoku：Aomori・Iwate・Miyagi・Akita・Yamagata・Fukushima・Niigata Kanto：Ibaraki・Tochigi・Gunma・Saitama・Chiba・Tokyo・Kanagawa・Yamanashi Hokuriku：Toyama・Ishikawa・Fukui Chubu：Nagano・Shizuoka・Gifu・Aichi・Mie Kinki：Shiga・Kyoto・Osaka・Hyogo・Nara・Wakayama Chugoku：Tottori・Shimane・Okayama・Hiroshima・Yamaguchi Shikoku：Tokushima・Kagawa・Ehime・Kochi Kyushu-okinawa：Fukuoka・Saga・Nagasaki・Kumamoto・Oita・Miyazaki・Kagoshima・Okinawa

○Metropolitan areas Tokyo including suburbs：Saitama・Chiba・Tokyo・Kanagawa Nagoya：Gifu・Aichi・Mie Kyoto-Osaka-Kobe：Kyoto・Osaka・Hyogo

1 All Japan

	Detached House													
			numbers of transactions by transaction party							gross area of transactions by transaction party(㎡)				
	numbers of transactions	change compared to year-earlier month(%)	Individual→ Individual	Individual→ Private corporation	Private corporation → Individual	Private corporation → Private corporation	trend of transaction of Private corporation (buy-sell)	gross area of transactions (㎡)	change compared to year-earlier month(%)	Individual→ Individual	Individual→ Private corporation	Private corporation → Individual	Private corporation → Private corporation	trend of transaction of Private corporation (buy-sell)
Apr-08	13,527		8,177	2,641	2,434	239	211	3,155,367		1,878,900	644,183	533,231	89,867	112,150
May-08	13,468		8,198	2,691	2,346	212	348	3,229,497		1,871,282	710,791	518,834	87,396	229,303
Jun-08	13,701		8,343	2,447	2,631	246	▲ 182	3,558,048		2,190,208	668,918	571,975	119,468	97,303
Jul-08	14,457		8,698	2,890	2,597	241	294	3,534,940		2,052,071	749,406	615,163	110,213	135,159
Aug-08	12,758		7,831	2,462	2,237	195	231	3,171,570		1,881,873	675,507	504,170	80,117	175,451
Sep-08	12,847		7,792	2,487	2,298	221	193	3,182,229		1,855,832	651,480	541,126	109,655	111,900
Oct-08	14,277		8,660	2,734	2,598	243	139	3,483,196		2,045,130	744,884	586,555	94,341	159,389
Nov-08	12,631		7,684	2,423	2,289	196	136	3,025,606		1,792,813	618,646	530,625	71,851	88,326
Dec-08	13,819		8,387	2,588	2,574	232	16	3,531,544		2,041,649	787,235	601,094	86,719	186,043
Jan-09	10,177		5,921	2,273	1,784	163	492	2,424,704		1,351,140	537,137	420,182	105,636	118,270
Feb-09	10,902		6,439	1,977	2,273	176	▲ 295	2,549,195		1,485,794	476,967	515,405	60,482	▲ 39,251
Mar-09	16,891		10,496	2,743	3,314	248	▲ 575	3,870,950		2,332,766	675,095	728,835	107,627	▲ 55,029
Apr-09	13,763	1.7	8,343	2,398	2,780	222	▲ 382	3,244,940	2.8	1,923,117	607,265	632,088	74,520	▲ 24,823
May-09	12,036	▲ 10.6	7,252	2,159	2,452	152	▲ 292	2,908,550	▲ 9.9	1,694,134	595,625	541,534	70,219	54,432
Jun-09	14,490	5.8	8,793	2,536	2,908	227	▲ 368	3,582,938	0.7	2,146,937	629,906	695,768	100,229	▲ 63,622
Jul-09	15,005	3.8	9,036	2,919	2,817	203	104	3,535,558	0.0	2,052,952	750,695	645,747	77,350	104,951
Aug-09	12,488	▲ 2.1	7,571	2,455	2,243	187	214	3,003,310	▲ 5.3	1,781,653	619,556	511,852	73,303	109,027
Sep-09	13,022	1.4	7,802	2,560	2,390	241	176	3,232,722	1.6	1,902,637	631,057	560,164	130,489	72,923
Oct-09	14,035	▲ 1.7	8,242	2,956	2,604	202	353	3,496,765	0.4	1,976,489	768,128	627,121	111,183	141,607
Nov-09	14,125	11.8	8,553	2,752	2,523	186	231	3,465,598	14.5	2,058,015	723,148	588,552	65,627	135,097
Dec-09	14,485	4.8	8,559	2,966	2,670	242	301	3,506,145	▲ 0.7	2,022,101	757,918	618,034	90,153	143,113
Jan-10	10,150	▲ 0.3	5,811	2,467	1,662	178	811	2,642,916	9.0	1,434,081	748,975	392,108	56,900	359,577
Feb-10	11,642	6.8	6,842	2,306	2,262	196	49	2,794,592	9.6	1,594,733	568,520	525,347	91,401	39,512
Mar-10	17,312	2.5	10,464	3,442	3,059	293	385	4,147,985	7.2	2,399,604	895,981	708,838	124,345	187,476
Apr-10	14,298	3.9	8,465	2,937	2,689	180	249	3,461,544	6.7	1,939,013	798,643	645,402	67,346	153,490
May-10	12,375	2.8	7,385	2,611	2,194	168	422	3,009,656	3.5	1,719,667	688,957	530,905	63,902	159,929
Jun-10	14,183	▲ 2.1	8,321	2,889	2,711	249	181	3,882,902	8.4	2,082,254	1,044,474	659,234	91,771	387,257
Jul-10	14,076	▲ 6.2	8,320	3,029	2,474	232	555	3,512,209	▲ 0.7	1,976,108	771,981	624,212	134,187	147,769
Aug-10	12,579	0.7	7,386	2,801	2,172	210	633	3,182,570	6.0	1,817,162	739,474	527,435	95,684	213,572
Sep-10	13,563	4.2	7,889	2,897	2,477	268	426	3,398,861	5.1	1,938,612	728,127	600,876	113,110	131,917
Oct-10	13,216	▲ 5.8	7,632	2,932	2,417	205	522	3,257,135	▲ 6.9	1,808,202	768,336	596,617	75,198	172,637
Nov-10	13,371	▲ 5.3	7,849	2,841	2,450	213	394	3,736,475	7.8	1,841,117	1,211,669	594,583	82,357	618,275
Dec-10	14,580	0.7	8,774	2,901	2,652	225	252	3,551,257	1.3	2,068,274	722,300	642,368	108,683	81,213
Jan-11	9,677	▲ 4.7	5,503	2,411	1,568	166	849	2,467,137	▲ 6.7	1,273,666	638,068	395,434	149,076	245,567
Feb-11	10,229	▲ 12.1	5,857	2,297	1,864	188	442	2,502,575	▲ 10.4	1,341,226	591,399	434,917	125,801	160,913
Mar-11	15,777	▲ 8.9	9,483	3,173	2,817	258	359	3,649,882	▲ 12.0	2,075,569	763,462	670,665	118,961	93,860
Apr-11	12,387	▲ 13.4	7,335	2,575	2,261	195	317	3,067,967	▲ 11.4	1,682,548	735,681	569,165	69,763	170,243
May-11	12,093	▲ 2.3	7,208	2,493	2,192	188	303	3,051,875	1.4	1,787,704	602,685	538,403	70,051	64,571
Jun-11	13,691	▲ 3.5	8,146	2,747	2,566	216	184	3,389,532	▲ 12.7	1,966,478	696,053	610,904	111,631	85,996
Jul-11	12,707	▲ 9.7	7,577	2,756	2,182	168	578	3,142,581	▲ 10.5	1,815,341	717,893	515,576	60,688	179,491
Aug-11	12,197	▲ 3.0	7,235	2,672	2,073	192	602	2,974,742	▲ 6.5	1,775,703	654,412	468,018	69,479	187,871
Sep-11	12,765	▲ 5.9	7,464	2,744	2,338	193	412	3,184,447	▲ 6.3	1,820,251	694,840	544,095	115,076	152,203
Oct-11	12,258	▲ 7.2	7,144	2,718	2,214	162	506	3,065,271	▲ 5.9	1,788,269	673,939	521,373	74,595	153,538
Nov-11	12,782	▲ 4.4	7,523	2,799	2,247	196	556	3,134,814	▲ 16.1	1,803,300	688,247	522,291	110,643	168,943
Dec-11	14,374	▲ 1.4	8,595	2,894	2,597	271	301	3,619,635	1.9	2,080,616	756,236	635,553	134,859	122,387
Jan-12	9,448	▲ 2.4	5,493	2,258	1,514	149	749	2,304,747	▲ 6.6	1,287,925	588,614	346,858	66,204	244,300
Feb-12	11,003	7.6	6,339	2,378	2,081	186	301	2,649,097	5.9	1,463,063	632,858	470,355	76,311	165,018
Mar-12	16,036	1.6	9,686	3,237	2,786	283	458	3,854,776	5.6	2,224,553	801,626	637,925	166,078	176,773
Apr-12	12,178	▲ 1.7	7,227	2,526	2,228	181	300	2,864,243	▲ 6.6	1,654,729	593,952	523,442	81,329	70,841
May-12	12,633	4.5	7,632	2,721	2,106	166	616	3,012,001	▲ 1.3	1,811,931	662,956	472,292	61,599	190,844
Jun-12	13,237	▲ 3.3	7,710	2,887	2,411	215	479	3,213,158	▲ 5.2	1,831,906	702,640	583,077	90,002	119,924
Jul-12	13,732	8.1	8,297	2,855	2,364	201	494	3,319,202	5.6	1,911,606	722,880	574,801	94,622	150,083
Aug-12	12,714	4.2	7,537	2,801	2,192	158	614	3,063,139	3.0	1,774,996	694,583	512,603	69,655	185,929
Sep-12	12,207	▲ 4.4	7,192	2,576	2,201	222	377	3,011,443	▲ 5.4	1,712,245	695,863	517,318	82,070	179,124
Oct-12	13,630	11.2	8,060	2,948	2,386	211	570	3,401,423	11.0	1,991,976	736,648	573,432	88,180	166,655
Nov-12	13,737	7.5	8,168	2,918	2,425	204	501	3,479,414	11.0	1,996,729	761,249	539,449	175,440	224,355
Dec-12	14,284	▲ 0.6	8,486	3,004	2,518	238	495	3,672,817	1.5	2,048,764	799,094	607,904	193,804	205,544
Jan-13	9,262	▲ 2.0	5,372	2,278	1,421	164	859	2,243,187	▲ 2.7	1,257,867	604,246	312,758	57,126	292,316
Feb-13	11,018	0.1	6,416	2,392	1,973	213	423	2,671,605	0.8	1,497,725	642,410	441,708	81,410	201,489
Mar-13	16,523	3.0	9,995	3,370	2,856	259	523	3,900,283	1.2	2,298,088	880,155	616,942	92,001	266,413
Apr-13	13,100	7.6	7,974	2,676	2,248	188	431	3,157,253	10.2	1,907,702	647,794	523,764	71,763	125,338
May-13	13,223	4.7	8,073	2,735	2,198	202	540	3,288,499	9.2	1,985,955	680,931	509,272	107,625	173,698
Jun-13	13,875	4.8	8,212	3,068	2,347	236	725	3,282,777	2.2	1,900,638	739,012	554,096	84,351	187,778
Jul-13	14,165	3.2	8,611	2,961	2,369	212	595	3,494,678	5.3	2,072,505	754,920	566,131	97,318	189,702
Aug-13	12,628	▲ 0.7	7,586	2,797	2,010	217	792	3,336,217	8.9	2,021,806	689,515	468,035	149,414	224,150
Sep-13	13,033	6.8	7,703	2,918	2,146	242	776	3,250,816	7.9	1,906,247	720,861	509,147	107,439	211,812
Oct-13	14,071	3.2	8,227	3,259	2,342	222	921	3,522,687	3.6	2,059,993	809,459	554,149	93,406	256,158
Nov-13	13,641	▲ 0.7	8,170	3,091	2,137	220	962	3,339,447	▲ 4.0	1,965,393	765,300	500,222	94,548	269,387
Dec-13	15,040	5.3	8,860	3,386	2,499	270	890	3,767,243	2.6	2,168,816	872,365	605,907	104,531	269,238
Jan-14	10,206	10.2	5,875	2,545	1,569	165	982	2,454,186	9.4	1,355,615	630,506	367,283	84,447	266,883
Feb-14	11,894	8.0	6,950	2,662	2,068	194	597	2,815,843	5.4	1,611,281	640,807	477,383	75,685	163,935
Mar-14	18,836	14.0	11,383	3,768	3,302	336	470	4,572,322	17.2	2,611,587	947,088	794,631	178,435	154,088
Apr-14	12,002	▲ 8.4	7,170	2,775	1,820	215	958	2,923,887	▲ 7.4	1,736,985	691,268	404,933	72,299	279,854
May-14	12,221	▲ 7.6	7,207	2,843	1,920	235	926	2,942,978	▲ 10.5	1,689,747	694,927	438,865	114,482	256,520
Jun-14	13,236	▲ 4.6	7,628	3,047	2,312	231	737	3,212,876	▲ 2.1	1,844,515	759,523	518,943	81,490	240,756
Jul-14	13,840	▲ 2.3	8,069	3,088	2,436	233	655	3,477,926	▲ 0.5	1,959,598	805,502	581,950	125,627	224,805
Aug-14	11,929	▲ 5.5	6,875	2,734	2,121	188	615	3,234,429	▲ 3.1	1,687,412	972,441	498,657	70,033	474,831
Sep-14	13,011	▲ 0.2	7,372	3,092	2,254	271	840	3,457,028	6.3	1,836,606	992,138	526,774	93,640	466,227
Oct-14	13,334	▲ 5.2	7,621	3,172	2,270	249	904	3,414,549	▲ 3.1	1,908,799	862,785	542,666	93,149	321,333
Nov-14	12,797	▲ 6.2	7,434	2,936	2,207	190	735	3,156,566	▲ 5.5	1,820,721	704,978	545,802	73,076	161,985
Dec-14	15,152	0.7	8,680	3,667	2,499	295	1,170	3,899,165	3.5	2,197,068	947,873	598,722	152,349	349,742
Jan-15	9,510	▲ 6.8	5,317	2,431	1,575	163	867	2,330,409	▲ 5.0	1,303,082	602,676	358,542	53,402	248,994
Feb-15	11,490	▲ 3.4	6,496	2,659	2,083	226	583	2,790,583	▲ 0.9	1,562,816	663,308	464,355	89,124	203,214
Mar-15	17,122	▲ 9.1	9,913	3,860	2,970	292	897	4,117,383	▲ 9.9	2,390,769	932,333	662,850	101,568	275,290
Apr-15	13,745	14.5	8,121	3,083	2,329	190	762	3,344,322	14.4	1,984,485	730,253	536,816	81,931	200,851
May-15	12,676	3.7	7,183	3,021	2,202	257	819	3,149,861	7.0	1,788,951	767,122	502,646	84,556	263,656
Jun-15	14,829	12.0	8,644	3,341	2,580	245	766	3,645,244	13.5	2,124,966	824,904	592,161	94,016	235,970
Jul-15	15,158	9.5	8,740	3,586	2,540	270	1,049	3,782,930	8.8	2,116,329	928,334	593,893	132,580	334,056
Aug-15	12,977	8.8	7,522	3,139	2,079	221	1,064	3,164,722	▲ 2.2	1,820,433	797,746	461,147	81,179	337,986
Sep-15	*14,047*	*8.0*	*8,117*	*3,230*	*2,395*	*281*	*842*	*3,571,658*	*3.3*	*2,065,146*	*820,225*	*566,868*	*108,068*	*255,652*
Oct-15	*13,743*	*3.1*	*7,754*	*3,408*	*2,278*	*271*	*1,139*	*3,401,655*	*▲ 0.4*	*1,957,739*	*806,254*	*545,502*	*76,883*	*266,135*
Nov-15	*14,198*	*10.9*	*8,087*	*3,535*	*2,313*	*246*	*1,227*	*3,797,635*	*20.3*	*2,267,155*	*916,785*	*525,358*	*80,943*	*393,618*

1 All Japan

	Condominiums													
			numbers of transactions by transaction party							gross area of transactions by transaction party(㎡)				
	numbers of transactions	change compared to year-earlier month(%)	Individual→ Individual	Individual→ Private corporation	Private corporation → Individual	Private corporation → Private corporation	trend of transaction of Private corporation (buy-sell)	gross area of transactions (㎡)	change compared to year-earlier month(%)	Individual→ Individual	Individual→ Private corporation	Private corporation → Individual	Private corporation → Private corporation	trend of transaction of Private corporation (buy-sell)
Apr-08	13,054		6,718	1,880	3,916	539	▲ 2,035	772,051		429,260	98,476	219,234	25,036	▲ 120,713
May-08	11,574		5,922	1,865	3,362	377	▲ 1,497	655,683		372,129	94,018	168,446	18,585	▲ 74,428
Jun-08	12,102		6,092	1,740	3,781	485	▲ 2,041	701,650		383,654	92,717	200,049	24,858	▲ 107,332
Jul-08	12,594		6,475	2,046	3,701	369	▲ 1,655	736,281		410,067	110,506	197,911	17,506	▲ 87,405
Aug-08	10,982		5,505	1,644	3,407	368	▲ 1,763	645,297		353,136	90,438	179,927	18,131	▲ 89,489
Sep-08	11,666		5,580	1,776	3,851	440	▲ 2,075	669,276		351,792	95,331	200,167	20,636	▲ 104,837
Oct-08	12,198		5,880	1,910	4,004	402	▲ 2,094	707,813		371,891	104,041	213,811	17,945	▲ 109,770
Nov-08	11,064		5,310	1,643	3,791	301	▲ 2,148	662,411		336,864	91,978	218,161	14,420	▲ 126,184
Dec-08	12,412		5,735	1,938	4,142	595	▲ 2,204	724,027		358,764	105,432	226,074	33,645	▲ 120,642
Jan-09	9,803		4,498	1,593	3,269	434	▲ 1,674	593,229		287,146	91,562	189,042	24,768	▲ 97,330
Feb-09	10,932		5,036	1,410	4,081	394	▲ 2,670	648,256		315,610	76,468	234,794	20,507	▲ 158,295
Mar-09	18,188		9,007	1,914	6,532	703	▲ 4,616	1,128,030		590,230	108,431	390,167	37,307	▲ 281,596
Apr-09	13,208	1.2	6,516	1,692	4,601	376	▲ 2,905	794,257	2.9	416,541	91,332	266,566	18,324	▲ 175,061
May-09	11,185	▲ 3.4	5,458	1,427	4,006	288	▲ 2,579	673,703	2.7	346,175	80,499	233,238	13,289	▲ 152,739
Jun-09	13,712	13.3	6,390	1,780	5,124	417	▲ 3,344	812,945	15.9	402,368	95,344	295,569	19,564	▲ 200,225
Jul-09	13,862	10.1	6,627	1,881	4,822	531	▲ 2,940	828,290	12.5	421,534	104,744	274,558	27,406	▲ 169,766
Aug-09	12,289	11.9	5,585	1,603	4,700	400	▲ 3,097	737,187	14.2	352,144	89,748	274,652	20,546	▲ 184,904
Sep-09	12,694	8.8	5,799	2,159	4,329	404	▲ 2,167	749,972	12.1	366,513	117,973	243,220	22,089	▲ 125,070
Oct-09	13,075	7.2	6,124	1,851	4,774	326	▲ 2,923	774,323	9.4	381,900	102,039	273,764	16,621	▲ 171,724
Nov-09	13,153	18.9	6,257	1,873	4,667	352	▲ 2,791	783,534	18.3	397,249	103,657	264,895	17,501	▲ 161,072
Dec-09	13,361	7.6	6,205	1,990	4,748	403	▲ 2,743	782,506	8.1	388,696	108,034	264,241	20,646	▲ 155,318
Jan-10	10,037	2.4	4,743	1,744	3,195	354	▲ 1,450	588,682	▲ 0.8	298,730	98,890	174,742	16,295	▲ 75,827
Feb-10	11,719	7.2	5,425	1,736	4,151	405	▲ 2,415	680,908	5.0	337,923	95,878	226,875	20,114	▲ 130,997
Mar-10	18,135	▲ 0.3	9,360	2,479	5,701	529	▲ 3,221	1,097,686	▲ 2.7	603,822	137,062	325,633	27,326	▲ 188,514
Apr-10	13,648	3.3	7,063	2,186	4,018	377	▲ 1,830	794,816	0.1	442,564	119,576	214,981	17,322	▲ 95,244
May-10	11,577	3.5	5,720	1,829	3,702	326	▲ 1,873	669,174	▲ 0.7	355,423	99,868	199,568	14,315	▲ 99,700
Jun-10	13,206	▲ 3.7	6,263	2,010	4,568	363	▲ 2,558	766,391	▲ 5.7	389,658	109,502	248,555	18,449	▲ 139,053
Jul-10	14,274	3.0	6,642	2,267	4,825	539	▲ 2,558	848,064	2.4	416,073	125,429	275,433	31,085	▲ 150,004
Aug-10	11,555	▲ 6.0	5,568	2,033	3,593	361	▲ 1,560	671,343	▲ 8.9	350,327	111,843	191,609	17,564	▲ 79,766
Sep-10	13,160	3.7	5,944	2,181	4,547	482	▲ 2,362	760,840	1.4	370,581	118,638	245,939	25,226	▲ 127,086
Oct-10	11,886	▲ 9.1	5,610	2,096	3,828	350	▲ 1,731	675,417	▲ 12.8	343,796	115,276	197,890	18,293	▲ 82,551
Nov-10	13,594	3.4	6,226	2,296	4,690	382	▲ 2,394	796,498	1.7	386,743	125,703	265,604	18,449	▲ 139,901
Dec-10	13,754	2.9	6,420	2,329	4,540	462	▲ 2,210	790,213	1.0	397,509	126,681	244,818	20,933	▲ 118,060
Jan-11	10,258	2.2	4,726	2,077	3,173	279	▲ 1,093	592,566	0.7	289,667	117,583	171,557	13,590	▲ 53,804
Feb-11	11,314	▲ 3.5	5,316	1,967	3,614	404	▲ 1,647	645,733	▲ 5.2	325,539	106,448	194,566	18,489	▲ 88,073
Mar-11	17,431	▲ 3.9	9,243	2,539	5,214	430	▲ 2,675	1,054,200	▲ 4.0	595,325	142,508	294,216	21,916	▲ 151,707
Apr-11	11,635	▲ 14.7	6,125	1,967	3,216	317	▲ 1,248	676,320	▲ 14.9	384,404	104,877	172,315	14,363	▲ 67,386
May-11	10,610	▲ 8.4	5,388	2,019	2,929	266	▲ 910	612,481	▲ 8.5	332,392	111,467	155,282	13,097	▲ 43,815
Jun-11	12,484	▲ 5.5	6,069	2,353	3,603	454	▲ 1,251	706,925	▲ 7.8	371,743	127,471	191,019	16,446	▲ 63,590
Jul-11	11,595	▲ 18.8	5,747	2,213	3,341	292	▲ 1,127	662,979	▲ 21.8	353,304	118,680	176,554	14,291	▲ 57,819
Aug-11	11,278	▲ 2.4	5,486	2,194	3,159	438	▲ 965	645,665	▲ 3.8	340,431	121,057	166,485	17,590	▲ 45,428
Sep-11	11,865	▲ 9.8	5,661	2,201	3,695	308	▲ 1,494	679,230	▲ 10.7	350,524	120,494	193,481	14,731	▲ 72,987
Oct-11	11,189	▲ 5.9	5,355	2,277	3,188	369	▲ 911	639,408	▲ 5.3	328,240	125,452	166,783	18,932	▲ 41,331
Nov-11	11,574	▲ 14.9	5,781	2,368	3,101	324	▲ 733	663,977	▲ 16.6	353,913	129,885	164,644	15,534	▲ 34,758
Dec-11	13,193	▲ 4.1	6,295	2,508	3,879	511	▲ 1,371	755,584	▲ 4.4	386,898	135,823	207,220	25,643	▲ 71,397
Jan-12	8,974	▲ 12.5	4,403	1,938	2,399	234	▲ 461	514,429	▲ 13.2	271,324	105,632	125,537	11,936	▲ 19,906
Feb-12	11,006	▲ 2.7	5,558	1,930	3,175	342	▲ 1,245	629,760	▲ 2.5	339,133	102,125	171,846	16,556	▲ 69,721
Mar-12	17,517	0.5	9,026	2,747	5,217	527	▲ 2,470	1,055,680	0.1	577,658	150,258	299,494	28,270	▲ 149,236
Apr-12	12,295	5.7	6,645	2,253	3,122	275	▲ 869	715,087	5.7	414,372	122,796	166,399	11,521	▲ 43,604
May-12	11,603	9.4	5,936	2,262	3,095	309	▲ 833	668,809	9.2	369,637	122,835	160,564	15,672	▲ 37,728
Jun-12	12,289	▲ 1.6	6,049	2,478	3,369	393	▲ 891	699,908	▲ 1.0	370,234	134,655	177,222	17,797	▲ 42,567
Jul-12	12,403	7.0	6,360	2,293	3,389	361	▲ 1,096	717,727	8.3	395,404	125,163	180,320	16,840	▲ 55,156
Aug-12	11,516	2.1	5,778	2,323	3,113	302	▲ 790	665,200	3.0	359,920	124,801	167,125	13,355	▲ 42,324
Sep-12	11,812	▲ 0.4	5,697	2,270	3,462	382	▲ 1,193	674,749	▲ 0.7	352,382	120,475	185,181	16,646	▲ 64,772
Oct-12	12,380	10.6	6,023	2,660	3,350	344	▲ 688	702,663	9.9	368,198	138,374	179,966	15,861	▲ 41,436
Nov-12	13,017	12.5	6,496	2,505	3,512	504	▲ 1,007	747,019	12.5	402,637	133,951	187,553	22,878	▲ 53,602
Dec-12	12,864	▲ 2.5	6,534	2,337	3,555	437	▲ 1,218	739,430	▲ 2.1	402,863	124,912	190,569	20,973	▲ 65,657
Jan-13	9,448	5.3	4,666	2,066	2,406	310	▲ 340	532,721	3.6	282,927	114,251	121,857	13,685	▲ 7,606
Feb-13	11,418	3.7	5,856	2,008	3,150	404	▲ 1,142	645,036	2.4	355,604	106,445	163,884	19,104	▲ 57,439
Mar-13	19,172	9.4	10,051	2,932	5,427	580	▲ 2,493	1,147,501	8.7	640,125	160,436	305,002	28,301	▲ 144,409
Apr-13	14,215	15.6	7,790	2,408	3,656	358	▲ 1,248	831,805	16.3	484,424	131,783	198,327	17,076	▲ 66,544
May-13	13,213	13.9	7,133	2,454	3,244	380	▲ 790	759,179	13.5	437,591	130,945	172,785	17,677	▲ 41,840
Jun-13	13,215	7.5	6,913	2,465	3,482	351	▲ 1,016	758,754	8.4	419,057	132,855	189,495	17,046	▲ 56,560
Jul-13	13,928	12.3	7,459	2,805	3,338	323	▲ 531	806,680	12.4	458,744	150,946	180,824	15,981	▲ 29,770
Aug-13	12,281	6.6	6,447	2,495	3,004	331	▲ 508	704,858	6.0	394,768	134,864	159,956	14,968	▲ 25,023
Sep-13	12,642	7.0	6,392	2,632	3,254	364	▲ 622	728,471	8.0	390,778	142,649	176,959	18,085	▲ 34,310
Oct-13	13,134	6.1	6,655	2,784	3,171	327	▲ 383	739,683	5.3	397,904	149,548	164,491	14,746	▲ 14,680
Nov-13	13,484	3.6	6,878	2,852	3,371	377	▲ 517	769,243	3.0	420,553	155,872	174,015	18,510	▲ 17,981
Dec-13	14,096	9.6	7,121	2,948	3,579	439	▲ 626	795,880	7.6	430,348	159,419	185,399	20,129	▲ 25,577
Jan-14	11,016	16.6	5,626	2,540	2,557	293	▲ 17	623,113	17.0	341,576	137,736	129,582	14,218	8,154
Feb-14	12,835	12.4	6,590	2,552	3,303	383	▲ 744	724,601	12.3	397,573	135,012	174,818	16,637	▲ 39,246
Mar-14	21,088	10.0	11,343	3,618	5,556	569	▲ 1,937	1,248,185	8.8	712,669	199,389	306,817	29,161	▲ 107,369
Apr-14	12,259	▲ 13.8	6,742	2,720	2,477	319	243	703,572	▲ 15.4	413,124	144,610	129,432	16,374	15,178
May-14	11,971	▲ 9.4	6,138	2,739	2,728	365	11	673,717	▲ 11.3	373,050	143,061	140,092	17,438	2,969
Jun-14	12,403	▲ 6.1	6,273	2,754	3,047	327	▲ 293	699,067	▲ 7.9	380,526	146,146	157,671	14,608	▲ 11,526
Jul-14	13,250	▲ 4.9	6,594	3,025	3,248	381	▲ 223	754,719	▲ 6.4	402,679	160,806	172,543	18,541	▲ 11,737
Aug-14	11,468	▲ 6.6	5,692	2,565	2,829	379	▲ 262	645,577	▲ 8.4	343,834	135,372	149,238	17,056	▲ 13,823
Sep-14	12,699	0.5	6,065	2,864	3,337	430	▲ 473	714,130	▲ 2.0	364,790	153,313	173,824	21,978	▲ 20,511
Oct-14	12,674	▲ 3.5	6,216	2,935	3,155	366	▲ 218	705,292	▲ 4.6	369,771	152,339	166,475	16,581	▲ 14,011
Nov-14	11,964	▲ 11.3	5,811	2,779	2,994	376	▲ 214	674,717	▲ 12.3	351,434	145,660	158,793	18,525	▲ 13,054
Dec-14	14,020	▲ 0.5	6,656	3,366	3,474	502	▲ 110	780,189	▲ 2.0	396,303	176,190	182,377	24,408	▲ 6,280
Jan-15	10,638	▲ 3.4	5,185	2,567	2,583	296	▲ 16	599,347	▲ 3.8	310,722	139,206	133,909	15,167	5,297
Feb-15	12,953	0.9	5,995	2,776	3,725	435	▲ 949	725,715	0.2	357,675	146,706	199,939	20,365	▲ 53,234
Mar-15	19,374	▲ 8.1	9,980	3,951	4,876	563	▲ 925	1,141,351	▲ 8.6	624,083	212,164	276,753	28,138	▲ 64,588
Apr-15	14,429	17.7	7,590	3,220	3,175	437	45	818,854	16.4	463,024	171,916	163,404	20,156	8,512
May-15	12,603	5.3	6,208	3,034	3,045	314	▲ 10	703,892	4.5	373,978	156,089	158,585	15,127	▲ 2,441
Jun-15	14,663	18.2	7,057	3,438	3,720	446	▲ 282	815,685	16.7	417,377	180,428	195,259	22,484	▲ 14,832
Jul-15	14,839	12.0	7,222	3,536	3,624	454	▲ 87	825,087	9.3	430,749	184,918	188,233	20,975	▲ 3,222
Aug-15	12,815	11.7	6,148	3,205	3,128	332	78	713,532	10.5	364,403	168,004	165,526	15,420	2,572
Sep-15	*13,329*	*5.0*	*6,368*	*3,251*	*3,275*	*434*	*▲ 24*	*742,508*	*4.0*	*377,775*	*170,324*	*172,214*	*22,089*	*▲ 1,890*
Oct-15	*13,346*	*5.3*	*6,379*	*3,319*	*3,269*	*376*	*50*	*736,165*	*4.4*	*372,569*	*176,311*	*168,783*	*18,316*	*7,529*
Nov-15	*13,629*	*13.9*	*6,494*	*3,252*	*3,419*	*460*	*▲ 166*	*753,654*	*11.7*	*383,685*	*172,950*	*178,014*	*18,766*	*▲ 5,033*

	Detached House													
			numbers of transactions by transaction party							gross area of transactions by transaction party(㎡)				
	numbers of transactions	change compared to year-earlier month(%)	Individual→ Individual	Individual→ Private corporation	Private corporation → Individual	Private corporation → Private corporation	trend of transaction of Private corporation (buy-sell)	gross area of transactions (㎡)	change compared to year-earlier month(%)	Individual→ Individual	Individual→ Private corporation	Private corporation → Individual	Private corporation → Private corporation	trend of transaction of Private corporation (buy-sell)
Apr-08	839		477	177	170	13	7	247,344		147,276	47,635	44,535	7,341	3,100
May-08	893		508	223	151	11	72	256,207		159,100	59,965	33,883	3,260	26,082
Jun-08	956		572	181	195	8	▲ 14	528,425		421,753	59,517	45,079	2,075	14,438
Jul-08	988		594	212	170	11	43	299,661		187,299	59,949	44,169	7,329	16,696
Aug-08	852		538	149	158	7	▲ 9	302,871		215,849	43,308	41,320	2,394	1,988
Sep-08	961		582	188	179	10	9	328,547		189,404	73,115	46,170	19,202	26,945
Oct-08	1,119		689	225	189	15	36	378,021		209,443	118,052	44,063	6,211	73,990
Nov-08	901		534	168	187	8	▲ 19	259,147		153,591	50,218	48,625	4,610	1,592
Dec-08	882		526	177	166	10	11	319,327		226,351	40,902	39,644	8,884	1,258
Jan-09	550		266	151	121	7	30	170,341		83,406	40,121	27,333	17,534	12,788
Feb-09	601		321	127	147	5	▲ 20	165,153		97,958	32,224	33,548	1,164	▲ 1,324
Mar-09	960		549	203	194	13	8	276,309		176,497	50,992	43,851	3,923	6,095
Apr-09	919	9.5	505	187	207	19	▲ 20	266,044	7.6	148,311	57,469	53,901	5,900	3,567
May-09	845	▲ 5.4	492	171	177	5	▲ 6	323,520	26.3	186,111	93,685	41,144	2,580	52,541
Jun-09	970	1.5	562	179	215	13	▲ 35	297,334	▲ 43.7	189,829	48,819	52,694	5,762	▲ 3,646
Jul-09	986	▲ 0.2	556	204	219	6	▲ 15	282,923	▲ 5.6	170,177	52,353	58,083	1,764	▲ 5,730
Aug-09	860	0.9	478	207	162	8	45	253,548	▲ 16.3	143,462	56,338	41,923	2,936	14,415
Sep-09	932	▲ 3.0	549	196	173	12	24	295,556	▲ 10.0	184,671	54,841	46,384	8,475	9,304
Oct-09	1,073	▲ 4.1	618	206	234	13	▲ 28	307,136	▲ 18.8	189,997	51,833	59,848	4,785	▲ 8,015
Nov-09	976	8.3	574	194	200	7	▲ 6	287,231	10.8	188,051	47,340	48,605	2,662	▲ 1,265
Dec-09	892	1.1	524	186	164	16	23	283,098	▲ 11.3	185,657	47,992	40,427	7,372	8,294
Jan-10	506	▲ 8.0	238	162	101	3	61	320,476	88.1	133,378	157,301	27,741	1,215	129,560
Feb-10	579	▲ 3.7	311	126	129	12	▲ 2	174,749	5.8	94,206	35,175	36,919	8,187	▲ 1,482
Mar-10	967	0.7	510	249	198	7	52	299,013	8.2	167,150	76,814	48,190	5,007	29,013
Apr-10	978	6.4	530	227	211	9	16	291,353	9.5	173,089	58,409	52,709	6,870	5,699
May-10	917	8.5	487	242	173	12	70	291,365	▲ 9.9	164,834	68,594	50,357	5,074	19,202
Jun-10	1,002	3.3	561	221	201	18	20	662,670	122.9	247,518	356,079	51,513	7,258	304,567
Jul-10	985	▲ 0.1	533	254	190	6	64	287,417	1.6	163,639	69,201	51,973	1,992	17,228
Aug-10	933	8.5	488	239	197	7	42	338,403	33.5	212,430	63,566	53,995	7,879	9,571
Sep-10	1,030	10.5	548	244	220	16	24	340,746	15.3	211,512	63,580	53,556	11,442	10,024
Oct-10	1,046	▲ 2.5	579	241	208	16	33	337,140	9.8	200,124	70,744	55,345	10,327	15,399
Nov-10	1,007	3.2	550	223	214	19	10	318,759	11.0	170,429	85,568	54,108	8,260	31,854
Dec-10	951	6.6	494	211	231	13	▲ 19	300,539	6.2	170,971	57,526	61,708	9,871	▲ 4,008
Jan-11	533	5.3	253	145	122	8	23	173,718	▲ 45.8	80,123	45,074	31,224	14,329	13,850
Feb-11	559	▲ 3.5	297	133	114	13	20	243,748	39.5	99,529	51,475	29,573	61,555	23,160
Mar-11	972	0.5	506	213	230	21	▲ 17	315,128	5.4	172,394	59,299	65,243	14,991	▲ 5,944
Apr-11	868	▲ 11.2	454	179	221	13	▲ 42	356,821	22.5	143,193	137,489	65,674	9,423	71,815
May-11	821	▲ 10.5	445	174	188	12	▲ 14	359,550	23.4	248,529	46,689	58,679	5,006	▲ 11,990
Jun-11	937	▲ 6.5	518	212	196	10	17	324,569	▲ 51.0	202,283	57,972	46,679	17,377	11,551
Jul-11	902	▲ 8.4	496	217	176	9	41	246,837	▲ 14.1	137,297	63,715	41,754	1,670	21,961
Aug-11	856	▲ 8.3	476	198	174	5	24	253,263	▲ 25.2	152,304	56,979	41,427	1,422	15,552
Sep-11	1,028	▲ 0.2	568	237	207	13	30	364,137	6.9	189,622	66,062	55,065	50,200	10,997
Oct-11	1,016	▲ 2.9	599	224	187	5	37	358,269	6.3	236,156	67,058	45,687	9,080	21,370
Nov-11	941	▲ 6.6	523	209	198	10	12	286,242	▲ 10.2	169,869	60,868	46,502	7,380	15,989
Dec-11	865	▲ 9.0	491	175	185	13	▲ 10	276,853	▲ 7.9	177,595	43,033	50,264	5,212	▲ 7,232
Jan-12	480	▲ 9.9	243	130	93	10	37	163,446	▲ 5.9	79,934	45,437	22,260	13,088	23,177
Feb-12	637	14.0	304	148	176	8	▲ 28	223,366	▲ 8.4	118,496	55,021	47,387	2,063	7,634
Mar-12	844	▲ 13.2	450	208	170	15	39	303,769	▲ 3.6	143,212	60,099	42,466	50,525	25,098
Apr-12	831	▲ 4.3	443	196	182	10	14	245,117	▲ 31.3	133,575	51,525	56,750	3,267	▲ 5,226
May-12	816	▲ 0.6	501	167	144	4	23	257,192	▲ 28.5	171,178	46,500	38,271	1,244	8,229
Jun-12	957	2.1	507	223	212	14	11	331,628	2.2	184,160	65,096	76,397	5,368	▲ 11,302
Jul-12	1,004	11.3	567	224	194	18	30	318,985	29.2	181,456	64,956	56,300	8,426	8,656
Aug-12	935	9.2	532	216	175	11	42	262,422	3.6	165,833	54,670	38,854	2,774	16,106
Sep-12	985	▲ 4.2	582	198	198	7	0	293,132	▲ 19.5	184,674	58,098	48,271	2,089	9,827
Oct-12	1,118	10.0	667	243	188	12	59	366,415	2.3	207,033	75,478	71,949	5,862	5,195
Nov-12	1,032	9.7	610	213	198	7	17	309,348	8.1	186,730	71,890	47,604	1,818	24,817
Dec-12	899	3.9	516	191	171	18	21	418,456	51.1	179,062	82,124	42,737	113,184	39,847
Jan-13	438	▲ 8.8	238	110	83	6	27	124,523	▲ 23.8	72,211	28,449	20,033	3,109	8,416
Feb-13	569	▲ 10.7	308	134	116	8	18	271,365	21.5	148,229	88,557	29,619	3,445	58,937
Mar-13	898	6.4	502	198	187	10	11	323,999	6.7	192,269	82,881	44,717	3,853	38,164
Apr-13	874	5.2	512	182	170	10	12	284,008	15.9	183,249	48,678	45,394	6,688	3,284
May-13	852	4.4	483	204	144	20	60	262,495	2.1	163,728	56,217	35,478	6,871	20,739
Jun-13	992	3.7	547	254	181	10	73	281,842	▲ 15.0	164,440	64,256	48,877	4,269	15,379
Jul-13	1,004	0.0	610	221	160	13	61	304,739	▲ 4.5	194,874	65,373	41,138	3,354	24,234
Aug-13	996	6.5	580	251	153	12	98	369,438	40.8	175,622	82,014	41,003	70,800	41,011
Sep-13	1,076	9.2	656	209	195	14	14	353,845	20.7	222,459	72,325	53,192	5,324	19,133
Oct-13	1,278	14.3	763	263	236	14	27	401,928	9.7	253,816	80,141	58,315	8,980	21,826
Nov-13	1,070	3.7	633	244	173	17	73	365,813	18.3	231,407	74,476	44,192	9,194	32,717
Dec-13	1,036	15.2	596	233	192	15	41	320,019	▲ 23.5	195,022	67,344	52,454	5,198	14,889
Jan-14	529	20.8	302	122	100	4	23	153,643	23.4	91,440	33,075	26,284	2,562	7,073
Feb-14	619	8.8	332	134	136	16	▲ 2	196,996	▲ 27.4	113,643	38,216	39,348	5,406	▲ 1,132
Mar-14	1,033	15.0	563	216	234	19	▲ 18	340,767	5.2	190,275	72,132	57,278	20,070	14,854
Apr-14	803	▲ 8.1	458	205	127	12	78	264,601	▲ 6.8	168,775	55,251	35,431	4,747	19,820
May-14	898	5.4	466	243	147	42	96	264,908	0.9	141,897	72,363	37,908	12,740	34,454
Jun-14	932	▲ 6.0	517	210	185	18	25	276,250	▲ 2.0	163,837	59,410	43,800	5,074	15,610
Jul-14	1,034	3.0	589	243	186	16	57	357,609	17.3	214,120	78,549	45,718	19,223	32,831
Aug-14	917	▲ 7.9	538	208	161	9	46	316,568	▲ 14.3	165,574	108,831	38,654	2,279	68,946
Sep-14	1,129	4.9	647	257	200	24	58	573,685	62.1	223,079	292,430	49,933	7,246	243,495
Oct-14	1,154	▲ 9.7	678	257	201	16	56	419,847	4.5	246,375	110,209	57,123	5,422	53,086
Nov-14	1,038	▲ 3.0	591	242	188	15	54	328,105	▲ 10.3	202,745	62,793	50,200	11,537	12,593
Dec-14	1,053	1.6	563	250	220	19	30	375,472	17.3	223,120	75,494	65,869	10,374	9,625
Jan-15	527	▲ 0.4	282	115	127	3	▲ 12	161,018	4.8	96,267	32,702	31,205	843	1,497
Feb-15	637	2.9	344	142	138	10	5	191,427	▲ 2.8	109,506	39,927	38,202	1,877	2,968
Mar-15	1,069	3.5	585	220	248	15	▲ 28	365,777	7.3	228,133	70,238	61,130	5,482	9,108
Apr-15	906	12.8	496	208	192	8	18	301,554	14.0	172,880	63,437	54,962	5,070	13,680
May-15	862	▲ 4.0	468	206	170	17	36	264,920	0.0	152,101	61,013	42,721	8,547	18,292
Jun-15	1,076	15.5	602	266	197	8	70	330,574	19.7	196,237	75,719	48,368	8,995	27,822
Jul-15	1,088	5.2	618	280	183	4	98	373,379	4.4	206,761	111,679	48,961	3,720	63,917
Aug-15	952	3.8	547	229	158	15	73	298,555	▲ 5.7	179,786	65,616	45,513	6,635	20,664
Sep-15	*1,138*	*0.8*	*686*	*234*	*194*	*23*	*40*	*394,250*	*▲ 31.3*	*247,196*	*75,605*	*63,837*	*6,950*	*11,768*
Oct-15	*1,146*	*▲ 0.7*	*665*	*275*	*187*	*18*	*88*	*409,371*	*▲ 2.5*	*221,966*	*86,332*	*95,836*	*4,496*	*▲ 9,504*
Nov-15	*1,054*	*1.5*	*599*	*259*	*178*	*18*	*81*	*690,255*	*110.4*	*518,426*	*109,147*	*53,560*	*9,121*	*55,587*

	Condominiums													
			numbers of transactions by transaction party							gross area of transactions by transaction party(㎡)				
	numbers of transactions	change compared to year-earlier month(%)	Individual→ Individual	Individual→ Private corporation	Private corporation → Individual	Private corporation → Private corporation	trend of transaction of Private corporation (buy-sell)	gross area of transactions (㎡)	change compared to year-earlier month(%)	Individual→ Individual	Individual→ Private corporation	Private corporation → Individual	Private corporation → Private corporation	trend of transaction of Private corporation (buy-sell)
Apr-08	427		280	55	82	10	▲ 27	30,477		20,426	3,763	5,696	592	▲ 1,933
May-08	377		241	68	64	4	4	25,162		16,160	4,281	4,549	171	▲ 268
Jun-08	353		226	48	69	10	▲ 21	24,283		15,309	3,336	4,909	728	▲ 1,573
Jul-08	411		247	76	78	10	▲ 2	29,013		17,702	5,167	5,529	615	▲ 363
Aug-08	360		239	46	68	7	▲ 22	24,680		16,328	2,952	4,957	443	▲ 2,005
Sep-08	378		224	62	85	6	▲ 23	26,523		15,685	4,215	6,165	377	▲ 1,950
Oct-08	440		284	61	89	6	▲ 28	29,592		19,412	3,843	6,009	328	▲ 2,167
Nov-08	357		212	52	91	2	▲ 39	25,816		15,376	3,256	7,141	42	▲ 3,885
Dec-08	366		236	45	82	3	▲ 37	26,607		17,025	3,310	6,096	175	▲ 2,786
Jan-09	271		160	66	39	6	27	18,774		11,027	4,377	3,025	346	1,352
Feb-09	318		188	44	82	4	▲ 38	22,112		13,014	2,731	6,113	255	▲ 3,383
Mar-09	505		302	83	116	4	▲ 33	36,612		21,911	5,462	8,951	288	▲ 3,489
Apr-09	494	15.7	274	59	154	7	▲ 95	35,048	15.0	18,857	3,785	11,970	436	▲ 8,184
May-09	457	21.2	222	53	170	12	▲ 117	33,455	33.0	15,501	3,581	13,627	746	▲ 10,046
Jun-09	432	22.4	253	49	122	8	▲ 73	29,954	23.4	16,757	3,457	9,314	426	▲ 5,857
Jul-09	418	1.7	249	56	110	3	▲ 54	29,591	2.0	17,221	3,779	8,354	237	▲ 4,574
Aug-09	355	▲ 1.4	203	64	88	0	▲ 24	24,033	▲ 2.6	13,598	4,057	6,379	0	▲ 2,322
Sep-09	364	▲ 3.7	194	52	102	16	▲ 50	25,536	▲ 3.7	13,427	3,630	7,296	1,184	▲ 3,666
Oct-09	405	▲ 8.0	250	57	92	6	▲ 35	28,484	▲ 3.7	17,136	3,673	7,281	395	▲ 3,608
Nov-09	436	22.1	264	55	113	4	▲ 58	30,613	18.6	18,372	3,851	8,219	171	▲ 4,368
Dec-09	390	6.6	233	80	71	5	10	27,813	4.5	16,430	5,140	5,681	493	▲ 472
Jan-10	236	▲ 12.9	132	49	48	7	1	15,935	▲ 15.1	8,974	3,397	3,155	409	242
Feb-10	304	▲ 4.4	182	43	72	7	▲ 29	20,474	▲ 7.4	11,896	3,066	5,120	393	▲ 2,054
Mar-10	503	▲ 0.4	282	78	131	12	▲ 53	36,507	▲ 0.3	20,114	5,717	10,002	674	▲ 4,285
Apr-10	434	▲ 12.1	280	63	86	5	▲ 23	30,279	▲ 13.6	19,564	4,184	6,217	313	▲ 2,033
May-10	357	▲ 21.9	210	73	72	2	1	25,511	▲ 23.7	14,914	5,171	5,275	151	▲ 104
Jun-10	431	▲ 0.2	258	69	94	10	▲ 25	30,293	1.1	17,889	4,510	7,132	762	▲ 2,622
Jul-10	439	5.0	246	80	109	4	▲ 29	31,260	5.6	17,179	5,457	8,388	237	▲ 2,930
Aug-10	351	▲ 1.1	209	67	69	6	▲ 2	25,160	4.7	14,480	5,040	5,284	356	▲ 244
Sep-10	427	17.3	237	77	95	18	▲ 18	30,958	21.2	17,000	5,504	7,323	1,132	▲ 1,819
Oct-10	447	10.4	280	57	108	2	▲ 51	31,422	10.3	19,282	3,895	7,984	262	▲ 4,089
Nov-10	429	▲ 1.6	270	67	87	5	▲ 20	29,965	▲ 2.1	19,181	4,292	6,256	236	▲ 1,964
Dec-10	329	▲ 15.6	196	53	76	4	▲ 23	22,753	▲ 18.2	13,494	3,572	5,430	257	▲ 1,858
Jan-11	272	15.3	141	63	64	4	▲ 1	18,762	17.7	9,502	4,364	4,606	290	▲ 242
Feb-11	304	0.0	167	51	82	4	▲ 31	21,061	2.9	11,439	3,515	5,877	229	▲ 2,363
Mar-11	538	7.0	307	70	150	11	▲ 80	38,669	5.9	22,012	4,647	11,375	636	▲ 6,728
Apr-11	425	▲ 2.1	261	60	95	9	▲ 35	29,867	▲ 1.4	18,009	4,074	7,218	566	▲ 3,144
May-11	378	5.9	224	64	82	8	▲ 18	25,904	1.5	14,989	4,584	5,849	482	▲ 1,265
Jun-11	450	4.4	264	75	89	22	▲ 14	30,942	2.1	18,145	5,277	6,602	917	▲ 1,325
Jul-11	413	▲ 5.9	261	65	79	8	▲ 14	28,630	▲ 8.4	17,599	4,540	5,904	586	▲ 1,364
Aug-11	328	▲ 6.6	194	61	63	10	▲ 2	23,012	▲ 8.5	13,846	4,408	4,309	449	99
Sep-11	357	▲ 16.4	210	59	81	7	▲ 22	25,394	▲ 18.0	15,141	3,754	6,032	467	▲ 2,278
Oct-11	401	▲ 10.3	226	82	88	5	▲ 6	27,837	▲ 11.4	15,879	5,550	6,159	248	▲ 609
Nov-11	402	▲ 6.3	235	88	69	10	19	27,702	▲ 7.6	16,446	6,090	4,778	388	1,312
Dec-11	390	18.5	220	66	85	19	▲ 19	26,236	15.3	15,016	4,369	5,821	1,029	▲ 1,452
Jan-12	243	▲ 10.7	155	48	35	5	13	16,993	▲ 9.4	10,586	3,541	2,511	354	1,030
Feb-12	323	6.3	188	55	78	2	▲ 23	21,830	3.7	12,765	3,560	5,410	96	▲ 1,850
Mar-12	528	▲ 1.9	328	78	109	13	▲ 31	36,590	▲ 5.4	22,867	5,425	7,593	706	▲ 2,169
Apr-12	482	13.4	304	80	89	9	▲ 9	33,809	13.2	21,829	5,358	6,203	418	▲ 845
May-12	389	2.9	218	76	89	6	▲ 13	27,225	5.1	15,627	5,033	6,163	402	▲ 1,131
Jun-12	409	▲ 9.1	237	83	78	11	5	27,889	▲ 9.9	16,676	5,448	5,249	516	199
Jul-12	402	▲ 2.7	249	65	81	7	▲ 16	27,467	▲ 4.1	17,301	4,568	5,241	357	▲ 673
Aug-12	412	25.6	251	62	85	14	▲ 23	27,035	17.5	17,141	3,704	5,606	584	▲ 1,902
Sep-12	380	6.4	217	73	73	17	0	24,303	▲ 4.3	14,346	4,767	4,589	601	178
Oct-12	451	12.5	271	83	88	9	▲ 5	30,496	9.6	19,003	5,102	5,940	451	▲ 837
Nov-12	415	3.2	240	86	80	9	6	28,834	4.1	17,174	5,788	5,584	288	204
Dec-12	360	▲ 7.7	238	65	51	6	14	24,497	▲ 6.6	16,392	4,248	3,512	345	736
Jan-13	277	14.0	156	55	52	14	3	18,176	7.0	10,285	3,547	3,584	760	▲ 37
Feb-13	282	▲ 12.7	160	54	63	5	▲ 9	18,869	▲ 13.6	11,433	3,084	4,086	264	▲ 1,002
Mar-13	540	2.3	361	69	95	15	▲ 26	38,269	4.6	26,414	4,776	6,366	713	▲ 1,590
Apr-13	476	▲ 1.2	297	66	100	12	▲ 34	32,829	▲ 2.9	20,576	4,476	6,943	765	▲ 2,467
May-13	412	5.9	250	64	84	14	▲ 20	27,515	1.1	17,479	3,844	5,408	784	▲ 1,565
Jun-13	419	2.4	253	78	74	14	4	28,217	1.2	17,114	5,137	5,178	789	▲ 41
Jul-13	459	14.2	278	77	95	9	▲ 18	30,610	11.4	18,746	5,034	6,331	498	▲ 1,297
Aug-13	457	10.9	282	82	76	17	6	29,538	9.3	18,815	5,089	4,883	751	206
Sep-13	527	38.7	245	74	194	14	▲ 120	36,918	51.9	16,599	4,345	15,227	749	▲ 10,882
Oct-13	481	6.7	271	95	106	9	▲ 11	33,022	8.3	19,581	5,752	7,242	447	▲ 1,490
Nov-13	500	20.5	284	92	113	11	▲ 21	34,816	20.7	20,378	6,141	7,501	797	▲ 1,360
Dec-13	452	25.6	247	100	92	13	8	30,157	23.1	17,314	6,055	6,241	547	▲ 186
Jan-14	288	4.0	140	66	71	11	▲ 5	18,606	2.4	9,459	4,049	4,613	485	▲ 565
Feb-14	368	30.5	182	78	93	15	▲ 15	24,850	31.7	12,489	5,133	6,390	838	▲ 1,257
Mar-14	621	15.0	369	108	122	22	▲ 14	43,167	12.8	27,266	6,854	7,978	1,069	▲ 1,124
Apr-14	414	▲ 13.0	245	91	62	16	29	28,401	▲ 13.5	17,398	5,963	4,379	661	1,583
May-14	400	▲ 2.9	226	82	80	12	2	27,332	▲ 0.7	15,847	5,355	5,529	600	▲ 174
Jun-14	389	▲ 7.2	223	80	84	2	▲ 4	25,905	▲ 8.2	15,247	5,117	5,512	29	▲ 395
Jul-14	422	▲ 8.1	230	92	89	11	3	27,933	▲ 8.7	15,786	5,440	6,408	298	▲ 968
Aug-14	363	▲ 20.6	183	92	77	11	15	23,702	▲ 19.8	12,432	5,643	5,071	556	572
Sep-14	400	▲ 24.1	215	84	95	6	▲ 11	27,444	▲ 25.7	15,419	5,602	5,999	424	▲ 397
Oct-14	453	▲ 5.8	253	93	95	12	▲ 2	30,888	▲ 6.5	18,041	5,753	6,511	582	▲ 758
Nov-14	368	▲ 26.4	196	95	67	10	28	24,355	▲ 30.0	14,019	5,685	4,180	471	1,506
Dec-14	421	▲ 6.9	207	113	81	20	32	27,385	▲ 9.2	14,015	6,984	5,254	1,132	1,731
Jan-15	261	▲ 9.4	131	53	65	12	▲ 12	17,118	▲ 8.0	8,539	3,717	4,225	637	▲ 508
Feb-15	357	▲ 3.0	160	85	88	24	▲ 3	23,019	▲ 7.4	10,560	5,282	5,778	1,399	▲ 496
Mar-15	548	▲ 11.8	276	128	123	21	5	37,071	▲ 14.1	19,410	8,050	8,293	1,319	▲ 242
Apr-15	450	8.7	242	104	91	13	13	29,822	5.0	16,781	6,560	6,035	447	525
May-15	403	0.8	206	110	69	18	41	27,535	0.7	14,480	6,975	5,060	1,020	1,915
Jun-15	466	19.8	224	123	100	19	23	30,329	17.1	14,871	7,995	6,299	1,165	1,696
Jul-15	443	5.0	212	126	94	11	32	30,246	8.3	14,570	8,272	6,747	657	1,525
Aug-15	351	▲ 3.3	182	82	81	6	1	22,684	▲ 4.3	12,088	5,211	5,061	324	150
Sep-15	*414*	*3.5*	*223*	*79*	*97*	*15*	*▲ 18*	*27,921*	*1.7*	*15,258*	*5,421*	*6,526*	*717*	*▲ 1,105*
Oct-15	*478*	*5.5*	*254*	*113*	*95*	*16*	*18*	*32,182*	*4.2*	*17,771*	*7,127*	*6,321*	*963*	*805*
Nov-15	*423*	*14.9*	*220*	*105*	*89*	*9*	*16*	*28,761*	*18.1*	*15,356*	*6,830*	*6,041*	*534*	*789*

	Detached House													
			numbers of transactions by transaction party							gross area of transactions by transaction party(㎡)				
	numbers of transactions	change compared to year-earlier month(%)	Individual→ Individual	Individual→ Private corporation	Private corporation → Individual	Private corporation → Private corporation	trend of transaction of Private corporation (buy-sell)	gross area of transactions (㎡)	change compared to year-earlier month(%)	Individual→ Individual	Individual→ Private corporation	Private corporation → Individual	Private corporation → Private corporation	trend of transaction of Private corporation (buy-sell)
Apr-08	1,089		664	207	208	10	▲ 1	393,985		246,798	74,691	64,291	8,206	10,400
May-08	1,111		670	231	185	21	47	370,172		214,903	80,325	61,253	12,706	19,255
Jun-08	1,120		686	194	226	12	▲ 31	362,387		221,511	61,811	68,872	9,810	▲ 6,862
Jul-08	1,291		738	275	259	16	16	437,849		235,537	101,844	87,614	11,857	14,230
Aug-08	1,113		660	215	219	17	▲ 4	423,786		221,391	124,550	71,649	5,628	52,901
Sep-08	1,072		663	194	193	19	1	353,187		216,894	68,466	60,464	6,682	8,001
Oct-08	1,365		816	286	243	12	43	470,241		278,899	103,486	73,533	12,155	29,954
Nov-08	1,116		645	220	226	14	▲ 6	375,051		220,085	76,997	70,075	4,142	6,922
Dec-08	1,229		746	226	243	7	▲ 17	406,971		240,311	76,361	82,915	3,996	▲ 6,554
Jan-09	884		463	239	172	10	67	279,220		140,888	79,849	54,514	3,970	25,335
Feb-09	934		536	185	196	13	▲ 11	305,796		175,515	53,441	62,905	12,839	▲ 9,464
Mar-09	1,412		828	246	311	23	▲ 65	484,674		278,864	83,114	102,178	18,222	▲ 19,064
Apr-09	1,205	10.7	682	224	283	13	▲ 59	398,292	1.1	224,810	75,852	87,065	8,854	▲ 11,213
May-09	982	▲ 11.6	569	186	218	5	▲ 32	320,494	▲ 13.4	190,105	59,254	64,586	4,381	▲ 5,332
Jun-09	1,244	11.1	720	237	272	10	▲ 34	493,715	36.2	331,864	73,731	80,295	6,190	▲ 6,431
Jul-09	1,289	▲ 0.2	732	279	265	11	14	421,551	▲ 3.7	241,555	98,543	73,941	6,982	24,602
Aug-09	1,126	1.2	656	247	210	13	37	404,033	▲ 4.7	240,602	88,411	65,402	9,617	23,009
Sep-09	1,189	10.9	672	258	234	24	24	388,856	10.1	215,273	93,226	67,884	12,123	25,342
Oct-09	1,240	▲ 9.2	694	277	255	11	23	458,546	▲ 2.5	248,025	94,302	79,978	31,896	15,799
Nov-09	1,292	15.8	751	270	257	12	15	449,569	19.9	267,595	91,324	84,522	5,628	7,302
Dec-09	1,260	2.5	708	285	245	11	41	427,647	5.1	238,164	106,506	72,406	5,857	34,597
Jan-10	842	▲ 4.8	453	221	156	9	66	305,818	9.5	175,634	78,905	47,404	2,406	32,315
Feb-10	976	4.5	507	241	209	15	32	340,673	11.4	174,850	86,608	63,470	9,544	17,891
Mar-10	1,448	2.5	808	302	312	19	▲ 9	498,437	2.8	273,576	115,669	99,719	6,650	16,693
Apr-10	1,220	1.2	635	272	295	17	▲ 23	427,549	7.3	219,384	103,595	96,429	7,928	7,167
May-10	1,060	7.9	591	228	225	12	6	360,974	12.6	201,497	82,755	69,147	6,530	14,269
Jun-10	1,237	▲ 0.6	675	265	283	12	▲ 17	441,459	▲ 10.6	240,751	94,941	99,766	4,430	▲ 3,720
Jul-10	1,248	▲ 3.2	700	256	268	24	▲ 12	462,916	9.8	237,422	99,656	91,551	34,287	8,105
Aug-10	1,134	0.7	640	253	216	24	38	410,055	1.5	215,778	104,616	70,324	18,819	34,810
Sep-10	1,209	1.7	682	248	267	12	▲ 19	438,525	12.8	236,392	98,484	89,476	14,172	9,008
Oct-10	1,182	▲ 4.7	632	285	249	13	37	426,795	▲ 6.9	217,983	115,723	88,557	3,605	27,594
Nov-10	1,181	▲ 8.6	684	235	249	12	▲ 14	876,872	95.0	235,632	556,981	74,080	10,002	482,901
Dec-10	1,313	4.2	774	258	260	14	▲ 2	465,341	8.8	269,577	88,682	98,150	5,572	▲ 9,468
Jan-11	773	▲ 8.2	422	181	146	19	37	324,702	6.2	150,173	67,235	48,013	57,213	19,971
Feb-11	532	▲ 45.5	269	143	108	8	36	165,961	▲ 51.3	79,904	49,715	33,059	2,297	16,885
Mar-11	795	▲ 45.1	421	181	176	15	5	266,871	▲ 46.5	139,614	61,324	60,144	4,965	1,180
Apr-11	1,007	▲ 17.5	590	167	236	11	▲ 69	341,760	▲ 20.1	187,817	69,802	78,746	4,298	▲ 8,944
May-11	1,176	10.9	693	214	255	13	▲ 41	398,218	10.3	223,193	76,779	85,627	12,398	▲ 8,848
Jun-11	1,292	4.4	768	247	260	15	▲ 12	451,640	2.3	263,160	99,531	83,022	5,389	16,849
Jul-11	1,154	▲ 7.5	755	203	185	8	18	388,869	▲ 16.0	262,372	65,993	56,922	2,884	9,071
Aug-11	1,134	0.0	673	224	223	12	2	417,620	1.8	269,273	68,511	75,062	4,015	▲ 6,012
Sep-11	1,120	▲ 7.4	672	228	208	11	21	362,428	▲ 17.4	220,224	71,478	63,997	6,324	7,886
Oct-11	1,162	▲ 1.7	689	245	214	13	31	373,325	▲ 12.5	215,789	76,999	70,061	9,638	6,939
Nov-11	1,179	▲ 0.2	656	267	239	16	29	412,432	▲ 53.0	225,965	92,558	84,406	9,273	8,381
Dec-11	1,305	▲ 0.6	768	247	263	24	▲ 15	449,447	▲ 3.4	262,862	91,006	82,934	11,663	8,709
Jan-12	735	▲ 4.9	400	186	135	11	51	263,254	▲ 18.9	148,621	63,500	45,058	4,965	18,442
Feb-12	828	55.6	441	194	181	11	13	299,556	80.5	151,255	77,943	56,614	13,493	21,330
Mar-12	1,177	48.1	680	242	237	15	5	402,864	51.0	235,052	90,977	69,410	6,421	21,567
Apr-12	1,009	0.2	590	182	225	11	▲ 43	351,611	2.9	213,618	58,793	68,251	9,620	▲ 9,457
May-12	1,147	▲ 2.5	649	269	213	16	56	369,630	▲ 7.2	207,246	91,310	60,870	10,205	30,440
Jun-12	1,150	▲ 11.0	673	251	207	18	44	374,194	▲ 17.1	218,658	80,338	64,975	9,404	15,363
Jul-12	1,267	9.8	724	263	262	17	2	409,860	5.4	238,085	86,098	75,804	9,601	10,565
Aug-12	1,135	0.1	639	250	230	14	20	376,068	▲ 9.9	216,880	77,266	71,668	9,239	5,598
Sep-12	1,048	▲ 6.4	633	216	187	10	29	354,801	▲ 2.1	201,747	88,070	60,660	3,806	27,410
Oct-12	1,350	16.2	765	295	263	25	32	466,771	25.0	267,021	104,404	82,862	11,613	21,542
Nov-12	1,298	10.1	795	282	207	13	76	442,592	7.3	274,058	101,296	59,826	6,392	42,489
Dec-12	1,296	▲ 0.7	732	297	243	18	56	440,041	▲ 2.1	244,103	97,531	88,437	7,765	9,814
Jan-13	731	▲ 0.5	401	190	126	12	64	248,962	▲ 5.4	136,722	67,179	40,133	4,446	27,047
Feb-13	839	1.3	457	189	176	16	13	283,653	▲ 5.3	154,872	63,272	53,894	11,332	9,378
Mar-13	1,193	1.4	666	267	243	16	25	395,777	▲ 1.8	220,880	94,487	74,764	5,391	19,979
Apr-13	1,128	11.8	689	211	220	6	▲ 9	365,865	4.1	231,439	66,917	64,905	2,026	2,012
May-13	1,125	▲ 1.9	643	249	220	13	29	396,137	7.2	231,500	81,379	75,156	8,102	6,223
Jun-13	1,221	6.2	691	269	243	17	26	399,057	6.6	221,952	90,519	78,827	7,665	11,692
Jul-13	1,301	2.7	739	280	270	10	11	434,548	6.0	238,666	93,634	88,236	13,484	5,717
Aug-13	1,144	0.8	660	253	221	8	33	393,240	4.6	230,633	85,419	71,837	3,577	15,078
Sep-13	1,116	6.5	663	231	202	19	29	405,921	14.4	243,583	73,961	71,778	16,100	2,182
Oct-13	1,383	2.4	770	312	290	10	22	476,698	2.1	266,491	98,606	97,556	13,536	1,050
Nov-13	1,316	1.4	777	270	250	14	23	443,023	0.1	272,001	88,697	76,619	3,860	13,443
Dec-13	1,419	9.5	838	295	273	12	23	509,425	15.8	294,226	106,032	91,481	16,683	15,553
Jan-14	859	17.5	456	199	163	8	38	289,571	16.3	164,328	65,374	50,692	2,274	15,605
Feb-14	967	15.3	534	225	188	19	37	315,177	11.1	171,487	78,008	54,070	11,149	23,938
Mar-14	1,605	34.5	943	290	340	26	▲ 49	511,065	29.1	301,662	96,882	99,337	11,081	▲ 1,873
Apr-14	1,099	▲ 2.6	652	233	193	19	40	378,867	3.6	227,425	90,310	53,837	7,003	36,473
May-14	1,021	▲ 9.2	573	270	161	14	108	334,876	▲ 15.5	190,080	84,884	51,027	7,430	33,235
Jun-14	1,224	0.2	707	272	232	12	40	416,646	4.4	235,693	98,980	74,834	5,571	24,147
Jul-14	1,276	▲ 1.9	771	240	249	15	▲ 9	431,043	▲ 0.8	240,449	97,100	79,956	13,186	17,144
Aug-14	984	▲ 14.0	541	226	205	11	21	329,103	▲ 16.3	185,919	73,268	62,790	6,749	10,477
Sep-14	1,207	8.2	697	267	220	19	48	432,941	6.7	266,227	87,917	71,073	6,571	17,043
Oct-14	1,354	▲ 2.1	772	294	270	13	24	453,168	▲ 4.9	252,484	96,484	94,034	8,914	2,450
Nov-14	1,186	▲ 9.9	710	260	200	14	61	386,223	▲ 12.8	240,949	78,102	61,525	4,468	17,220
Dec-14	1,408	▲ 0.8	804	336	248	19	88	487,265	▲ 4.3	289,095	120,278	67,677	9,930	52,601
Jan-15	790	▲ 8.0	416	200	163	9	38	310,055	7.1	174,186	76,188	51,167	5,236	25,418
Feb-15	889	▲ 8.1	475	216	184	13	32	283,785	▲ 10.0	154,498	70,209	54,266	4,308	15,943
Mar-15	1,399	▲ 12.8	787	289	300	20	▲ 11	448,275	▲ 12.3	261,073	90,554	87,232	8,314	3,322
Apr-15	1,226	11.6	725	251	233	14	19	417,839	10.3	259,039	85,317	67,547	4,692	18,590
May-15	1,117	9.4	616	281	198	19	84	419,766	25.3	262,704	88,400	59,294	6,696	29,315
Jun-15	1,317	7.6	768	287	248	13	39	440,199	5.7	248,428	100,542	84,821	5,699	15,720
Jul-15	1,375	7.8	764	303	282	23	22	468,626	8.7	251,143	90,872	83,972	40,906	7,681
Aug-15	1,180	19.9	679	270	216	15	54	393,202	19.5	227,282	101,379	59,266	5,275	42,113
Sep-15	*1,340*	*11.0*	*754*	*298*	*268*	*16*	*31*	*464,280*	*7.2*	*258,417*	*106,863*	*81,383*	*14,709*	*25,645*
Oct-15	*1,282*	*▲ 5.3*	*760*	*269*	*238*	*13*	*31*	*422,178*	*▲ 6.8*	*261,271*	*88,732*	*66,003*	*4,241*	*22,729*
Nov-15	*1,342*	*13.2*	*708*	*373*	*240*	*15*	*135*	*449,386*	*16.4*	*228,734*	*136,128*	*75,072*	*6,717*	*62,145*

2-2 Tohoku

	Condominiums													
			numbers of transactions by transaction party							gross area of transactions by transaction party(㎡)				
	numbers of transactions	change compared to year-earlier month(%)	Individual→ Individual	Individual→ Private corporation	Private corporation → Individual	Private corporation → Private corporation	trend of transaction of Private corporation (buy-sell)	gross area of transactions (㎡)	change compared to year-earlier month(%)	Individual→ Individual	Individual→ Private corporation	Private corporation → Individual	Private corporation → Private corporation	trend of transaction of Private corporation (buy-sell)
Apr-08	302		200	43	55	4	▲ 12	17,577		12,015	2,222	3,111	228	▲ 889
May-08	243		177	24	39	3	▲ 15	14,902		11,101	1,439	2,207	155	▲ 768
Jun-08	258		165	36	52	5	▲ 16	15,684		9,975	2,117	3,350	243	▲ 1,233
Jul-08	289		193	39	50	7	▲ 11	17,695		11,919	2,303	3,152	321	▲ 848
Aug-08	240		155	35	44	6	▲ 9	14,620		9,126	2,293	2,928	272	▲ 634
Sep-08	250		174	21	51	4	▲ 30	15,266		10,439	1,410	3,176	241	▲ 1,765
Oct-08	271		164	35	70	2	▲ 35	17,064		9,859	2,259	4,805	141	▲ 2,546
Nov-08	257		135	30	87	5	▲ 57	15,266		7,868	1,699	5,391	309	▲ 3,692
Dec-08	316		201	26	87	2	▲ 61	19,202		11,786	1,521	5,773	122	▲ 4,252
Jan-09	231		132	31	64	4	▲ 33	14,170		7,743	1,878	4,266	283	▲ 2,388
Feb-09	294		164	30	97	3	▲ 67	17,276		9,078	1,566	6,539	93	▲ 4,974
Mar-09	431		245	34	144	8	▲ 110	27,465		15,309	1,814	9,818	523	▲ 8,004
Apr-09	324	7.3	164	31	127	1	▲ 96	20,847	18.6	9,972	1,888	8,837	72	▲ 6,949
May-09	255	4.9	140	20	93	2	▲ 73	16,637	11.6	8,798	1,326	6,432	81	▲ 5,106
Jun-09	312	20.9	174	41	96	1	▲ 55	19,488	24.3	10,628	2,392	6,385	83	▲ 3,993
Jul-09	379	31.1	203	45	127	4	▲ 82	24,474	38.3	12,389	2,812	9,148	126	▲ 6,336
Aug-09	279	16.3	162	25	90	2	▲ 65	16,928	15.8	9,220	1,415	6,192	101	▲ 4,777
Sep-09	252	0.8	148	34	66	4	▲ 32	15,906	4.2	8,897	2,170	4,548	291	▲ 2,378
Oct-09	306	12.9	185	40	78	3	▲ 38	18,903	10.8	11,705	2,070	5,000	129	▲ 2,930
Nov-09	317	23.3	199	41	74	3	▲ 33	19,694	29.0	12,289	2,205	5,031	169	▲ 2,825
Dec-09	286	▲ 9.5	175	28	78	5	▲ 50	17,656	▲ 8.1	10,754	1,664	4,925	312	▲ 3,261
Jan-10	223	▲ 3.5	132	31	56	4	▲ 25	13,447	▲ 5.1	7,754	1,841	3,670	182	▲ 1,829
Feb-10	305	3.7	161	41	93	10	▲ 52	18,827	9.0	9,478	2,323	6,549	477	▲ 4,226
Mar-10	530	23.0	260	58	194	18	▲ 136	34,169	24.4	16,087	3,433	13,351	1,298	▲ 9,918
Apr-10	363	12.0	210	56	84	13	▲ 28	22,081	5.9	12,459	3,295	5,564	762	▲ 2,269
May-10	296	16.1	177	41	71	7	▲ 30	17,445	4.9	10,405	2,111	4,592	338	▲ 2,481
Jun-10	361	15.7	202	40	110	9	▲ 70	21,306	9.3	11,609	2,236	6,842	620	▲ 4,606
Jul-10	316	▲ 16.6	204	40	69	3	▲ 29	18,957	▲ 22.5	11,975	2,249	4,528	205	▲ 2,279
Aug-10	264	▲ 5.4	157	44	56	7	▲ 12	16,084	▲ 5.0	9,329	2,715	3,700	340	▲ 985
Sep-10	321	27.4	179	42	93	7	▲ 51	19,593	23.2	10,520	2,525	6,193	354	▲ 3,668
Oct-10	295	▲ 3.6	171	39	78	7	▲ 39	18,196	▲ 3.7	10,418	2,249	5,070	459	▲ 2,821
Nov-10	361	13.9	203	49	106	3	▲ 57	22,833	15.9	12,701	2,747	7,223	162	▲ 4,476
Dec-10	320	11.9	191	34	90	5	▲ 56	19,925	12.9	11,849	1,838	6,094	144	▲ 4,256
Jan-11	242	8.5	148	44	48	2	▲ 4	15,286	13.7	9,005	3,007	3,204	70	▲ 197
Feb-11	144	▲ 52.8	88	19	35	2	▲ 16	8,957	▲ 52.4	5,130	1,175	2,546	105	▲ 1,371
Mar-11	207	▲ 60.9	94	22	86	5	▲ 64	13,199	▲ 61.4	5,797	1,083	6,020	299	▲ 4,936
Apr-11	306	▲ 15.7	187	21	94	4	▲ 73	19,595	▲ 11.3	11,928	1,256	6,207	204	▲ 4,951
May-11	283	▲ 4.4	192	38	48	5	▲ 10	17,977	3.1	12,103	2,347	3,244	284	▲ 896
Jun-11	287	▲ 20.5	156	38	75	18	▲ 37	17,514	▲ 17.8	9,438	2,363	5,263	449	▲ 2,900
Jul-11	280	▲ 11.4	172	32	73	3	▲ 41	17,271	▲ 8.9	10,458	1,754	4,928	132	▲ 3,174
Aug-11	250	▲ 5.3	156	36	55	3	▲ 19	15,497	▲ 3.6	9,609	1,884	3,740	265	▲ 1,855
Sep-11	300	▲ 6.5	191	48	57	4	▲ 9	18,400	▲ 6.1	11,596	2,860	3,706	237	▲ 846
Oct-11	297	0.7	174	54	63	6	▲ 9	18,087	▲ 0.6	10,588	3,285	3,901	313	▲ 616
Nov-11	330	▲ 8.6	195	68	65	2	3	19,910	▲ 12.8	11,491	4,090	4,222	107	▲ 132
Dec-11	327	2.2	191	71	54	11	17	19,356	▲ 2.9	11,163	4,072	3,539	582	533
Jan-12	222	▲ 8.3	131	40	44	7	▲ 4	13,440	▲ 12.1	8,162	2,335	2,719	222	▲ 384
Feb-12	271	88.2	170	40	51	10	▲ 11	15,720	75.5	9,896	2,065	3,090	670	▲ 1,025
Mar-12	440	112.6	277	48	100	15	▲ 52	28,007	112.2	17,440	2,972	6,513	1,082	▲ 3,541
Apr-12	305	▲ 0.3	183	47	67	8	▲ 20	17,690	▲ 9.7	10,468	2,686	4,201	335	▲ 1,515
May-12	309	9.2	185	53	59	12	▲ 6	18,596	3.4	11,262	2,913	3,678	743	▲ 766
Jun-12	317	10.5	201	52	61	3	▲ 9	18,955	8.2	12,108	2,867	3,816	165	▲ 949
Jul-12	310	10.7	184	58	58	10	0	18,817	9.0	11,500	3,133	3,727	457	▲ 594
Aug-12	271	8.4	159	44	56	12	▲ 12	16,193	4.5	9,581	2,500	3,486	626	▲ 985
Sep-12	335	11.7	193	60	75	7	▲ 15	19,442	5.7	11,375	3,223	4,447	397	▲ 1,225
Oct-12	296	▲ 0.3	185	47	56	8	▲ 9	18,291	1.1	11,718	2,772	3,315	486	▲ 543
Nov-12	316	▲ 4.2	194	58	54	10	4	19,313	▲ 3.0	11,842	3,327	3,341	803	▲ 15
Dec-12	319	▲ 2.4	179	55	65	20	▲ 10	19,079	▲ 1.4	10,906	3,212	4,172	790	▲ 960
Jan-13	222	0.0	120	44	54	4	▲ 10	13,275	▲ 1.2	7,637	2,530	2,824	284	▲ 294
Feb-13	224	▲ 17.3	135	42	39	8	3	13,157	▲ 16.3	8,246	2,234	2,353	324	▲ 119
Mar-13	457	3.9	266	57	119	15	▲ 62	28,284	1.0	16,439	3,262	7,795	788	▲ 4,533
Apr-13	364	19.3	238	67	55	4	12	22,487	27.1	15,166	3,912	3,315	94	597
May-13	357	15.5	241	48	53	15	▲ 5	21,187	13.9	14,428	2,831	3,042	886	▲ 211
Jun-13	361	13.9	237	63	58	3	5	22,027	16.2	14,474	3,740	3,638	176	101
Jul-13	355	14.5	228	73	48	6	25	21,506	14.3	14,032	4,049	3,084	340	965
Aug-13	301	11.1	192	50	49	10	1	17,706	9.3	11,229	2,891	3,045	541	▲ 154
Sep-13	281	▲ 16.1	176	44	54	7	▲ 10	17,022	▲ 12.4	10,797	2,567	3,306	353	▲ 738
Oct-13	317	7.1	203	48	59	7	▲ 11	18,926	3.5	12,276	2,713	3,499	437	▲ 786
Nov-13	317	0.3	205	57	53	2	4	19,170	▲ 0.7	12,467	3,379	3,222	101	157
Dec-13	338	6.0	212	70	44	12	26	20,402	6.9	13,031	4,150	2,651	570	1,499
Jan-14	264	18.9	144	56	54	10	2	15,762	18.7	8,634	3,311	3,266	552	45
Feb-14	353	57.6	214	63	65	11	▲ 2	21,011	59.7	12,822	3,643	4,036	510	▲ 394
Mar-14	501	9.6	322	75	92	12	▲ 17	30,812	8.9	20,223	4,361	5,549	678	▲ 1,188
Apr-14	324	▲ 11.0	204	67	48	5	19	19,548	▲ 13.1	12,913	3,687	2,708	240	979
May-14	298	▲ 16.5	192	55	39	12	16	17,307	▲ 18.3	11,674	2,916	2,138	579	778
Jun-14	339	▲ 6.1	195	83	50	11	33	20,128	▲ 8.6	11,939	4,714	2,915	561	1,799
Jul-14	359	1.1	215	71	66	7	5	22,130	2.9	13,386	4,207	4,140	397	67
Aug-14	279	▲ 7.3	184	50	39	6	11	17,338	▲ 2.1	11,783	2,847	2,372	336	474
Sep-14	339	20.6	210	55	66	8	▲ 11	20,233	18.9	12,961	3,066	3,704	501	▲ 638
Oct-14	369	16.4	218	67	71	13	▲ 4	22,167	17.1	13,570	3,654	4,402	542	▲ 747
Nov-14	306	▲ 3.5	172	65	60	9	5	17,603	▲ 8.2	10,355	3,455	3,387	407	68
Dec-14	366	8.3	220	82	55	9	27	22,068	8.2	13,507	4,793	3,100	669	1,692
Jan-15	253	▲ 4.2	146	53	49	5	4	15,233	▲ 3.4	9,037	3,097	2,831	268	266
Feb-15	311	▲ 11.9	180	65	50	16	15	17,833	▲ 15.1	10,410	3,620	2,970	832	650
Mar-15	502	0.2	306	95	91	10	4	31,195	1.2	19,646	5,706	5,259	584	447
Apr-15	397	22.5	241	81	64	11	17	24,454	25.1	15,360	4,782	3,864	449	918
May-15	304	2.0	181	65	50	8	15	18,081	4.5	11,209	3,669	2,881	322	787
Jun-15	360	6.2	209	76	62	13	14	21,251	5.6	12,328	4,157	3,996	769	161
Jul-15	417	16.2	220	112	77	8	35	25,778	16.5	13,552	6,992	4,820	413	2,172
Aug-15	288	3.2	169	64	49	6	15	17,572	1.3	10,390	4,021	2,847	314	1,174
Sep-15	*352*	*3.8*	*198*	*80*	*60*	*14*	*20*	*21,891*	*8.2*	*12,663*	*4,665*	*3,711*	*853*	*954*
Oct-15	*341*	*▲ 7.6*	*191*	*81*	*64*	*5*	*17*	*20,300*	*▲ 8.4*	*11,227*	*4,902*	*3,888*	*283*	*1,014*
Nov-15	*326*	*6.5*	*170*	*74*	*74*	*8*	*0*	*19,896*	*13.0*	*10,272*	*4,521*	*4,653*	*450*	*▲ 132*

2-3 Kanto

	Detached House													
			numbers of transactions by transaction party							gross area of transactions by transaction party(㎡)				
	numbers of transactions	change compared to year-earlier month(%)	Individual→ Individual	Individual→ Private corporation	Private corporation → Individual	Private corporation → Private corporation	trend of transaction of Private corporation (buy-sell)	gross area of transactions (㎡)	change compared to year-earlier month(%)	Individual→ Individual	Individual→ Private corporation	Private corporation → Individual	Private corporation → Private corporation	trend of transaction of Private corporation (buy-sell)
Apr-08	4,071		2,277	906	782	102	125	803,219		430,495	198,095	141,892	31,547	56,604
May-08	4,000		2,249	836	835	75	1	784,267		414,762	188,032	158,571	21,828	29,461
Jun-08	4,167		2,314	811	945	90	▲ 133	816,474		425,804	188,252	169,499	31,320	18,912
Jul-08	4,302		2,416	932	863	85	69	905,674		484,863	212,524	172,937	34,471	39,587
Aug-08	3,766		2,151	780	758	72	24	747,596		421,551	162,527	142,969	19,195	20,181
Sep-08	3,861		2,175	804	775	88	32	785,889		409,020	186,377	156,341	28,963	31,544
Oct-08	3,991		2,205	847	834	98	12	830,420		437,049	193,963	167,501	29,892	26,149
Nov-08	3,783		2,161	785	734	92	52	786,374		420,566	187,092	146,428	30,086	40,786
Dec-08	4,008		2,256	792	864	89	▲ 73	796,654		437,978	171,319	163,041	22,043	7,644
Jan-09	3,034		1,660	690	602	75	88	617,125		314,679	148,438	125,070	27,022	23,368
Feb-09	3,187		1,800	574	732	71	▲ 159	652,875		354,957	131,360	145,807	17,101	▲ 16,117
Mar-09	5,204		3,109	852	1,119	114	▲ 266	1,021,980		565,866	194,505	215,082	42,580	▲ 19,503
Apr-09	3,967	▲ 2.6	2,314	740	826	81	▲ 86	808,365	0.6	450,790	176,102	156,605	23,011	19,497
May-09	3,647	▲ 8.8	2,079	677	819	65	▲ 142	726,661	▲ 7.3	391,609	145,115	162,470	25,662	▲ 17,355
Jun-09	4,262	2.3	2,483	791	890	90	▲ 98	892,111	9.3	483,184	186,558	191,614	26,049	▲ 3,525
Jul-09	4,494	4.5	2,621	882	914	73	▲ 31	921,275	1.7	490,018	212,598	193,426	24,551	19,285
Aug-09	3,708	▲ 1.5	2,156	758	712	74	46	752,606	0.7	414,906	171,743	145,358	18,939	26,385
Sep-09	3,887	0.7	2,268	782	734	94	52	811,835	3.3	423,846	175,453	155,864	54,321	20,812
Oct-09	4,298	7.7	2,398	982	824	90	159	927,328	11.7	463,550	244,437	183,740	34,988	60,877
Nov-09	4,219	11.5	2,466	885	785	78	100	905,134	15.1	481,069	235,671	161,607	24,678	74,064
Dec-09	4,190	4.5	2,374	909	812	87	99	888,038	11.5	463,725	224,203	167,580	29,933	56,890
Jan-10	3,165	4.3	1,747	807	535	69	275	668,789	8.4	339,108	186,603	121,154	18,828	66,781
Feb-10	3,559	11.7	2,022	706	749	79	▲ 43	740,091	13.4	398,714	158,941	157,283	24,515	1,658
Mar-10	5,254	1.0	3,072	1,110	928	132	184	1,072,189	4.9	596,370	243,625	182,316	46,017	61,856
Apr-10	4,312	8.7	2,469	966	807	66	160	887,700	9.8	462,979	230,755	168,178	24,769	62,826
May-10	3,701	1.5	2,120	875	641	63	234	761,104	4.7	395,554	205,518	130,415	29,020	75,103
Jun-10	4,225	▲ 0.9	2,322	979	818	104	162	898,555	0.7	464,994	226,700	173,094	32,983	53,758
Jul-10	4,149	▲ 7.7	2,305	972	777	91	195	877,596	▲ 4.7	450,778	227,702	167,546	31,008	60,156
Aug-10	3,737	0.8	2,193	826	653	63	174	785,339	4.3	440,053	185,444	138,343	20,972	47,494
Sep-10	4,095	5.4	2,268	962	760	102	204	866,657	6.8	452,521	214,853	170,714	27,709	44,552
Oct-10	3,870	▲ 10.0	2,122	963	714	68	251	821,177	▲ 11.4	413,566	233,732	153,149	19,947	81,105
Nov-10	4,005	▲ 5.1	2,271	930	747	56	183	828,075	▲ 8.5	443,848	214,087	154,468	15,497	59,619
Dec-10	4,441	6.0	2,490	1,002	853	91	150	910,054	2.5	475,354	211,099	186,928	35,768	24,485
Jan-11	3,140	▲ 0.8	1,709	869	489	69	382	672,720	0.6	329,316	207,498	111,206	23,788	96,645
Feb-11	3,160	▲ 11.2	1,718	755	613	72	144	643,868	▲ 13.0	324,791	165,644	129,633	22,928	36,884
Mar-11	4,647	▲ 11.6	2,743	968	842	89	128	910,211	▲ 15.1	495,688	210,982	164,723	36,617	47,210
Apr-11	3,527	▲ 18.2	2,065	796	601	62	196	702,679	▲ 20.8	386,800	170,236	128,585	15,946	41,881
May-11	3,389	▲ 8.4	1,859	783	676	66	109	748,955	▲ 1.6	367,010	170,450	139,289	21,388	31,450
Jun-11	3,871	▲ 8.4	2,179	811	805	72	6	786,308	▲ 12.5	413,579	181,995	161,086	28,598	20,909
Jul-11	3,746	▲ 9.7	2,122	882	670	67	214	814,413	▲ 7.2	413,280	206,144	144,910	24,312	37,480
Aug-11	3,558	▲ 4.8	1,989	868	625	72	243	727,982	▲ 7.3	384,259	201,248	119,578	21,648	81,670
Sep-11	3,789	▲ 7.5	2,157	833	718	78	118	795,527	▲ 8.2	429,232	191,443	149,753	24,753	42,036
Oct-11	3,388	▲ 12.5	1,895	799	621	66	180	712,619	▲ 13.2	372,716	180,905	128,356	27,696	53,521
Nov-11	3,712	▲ 7.3	2,030	926	682	71	245	789,389	▲ 4.7	402,373	215,320	136,789	33,825	79,293
Dec-11	4,217	▲ 5.0	2,476	854	795	90	60	915,255	0.6	477,369	204,513	173,670	53,293	31,037
Jan-12	2,940	▲ 6.4	1,659	763	450	60	317	640,257	▲ 4.8	326,560	197,780	94,205	17,987	104,833
Feb-12	3,412	8.0	1,878	800	669	63	132	713,759	10.9	362,595	193,729	137,167	20,002	56,640
Mar-12	4,925	6.0	2,905	1,070	826	118	244	990,526	8.8	533,765	242,824	171,034	41,769	71,790
Apr-12	3,561	1.0	2,038	812	652	53	162	721,044	2.6	395,074	175,480	131,206	18,039	44,605
May-12	3,648	7.6	2,064	882	635	65	248	750,575	0.2	409,470	192,200	127,194	21,290	65,186
Jun-12	3,886	0.4	2,191	897	732	60	168	789,392	0.4	413,695	208,070	148,910	17,328	59,520
Jul-12	4,144	10.6	2,406	949	714	71	236	856,197	5.1	455,521	210,937	154,454	34,671	56,593
Aug-12	3,827	7.6	2,229	871	661	60	213	786,192	8.0	420,272	198,862	145,288	17,818	56,683
Sep-12	3,631	▲ 4.2	2,072	801	672	83	129	789,355	▲ 0.8	411,504	185,746	159,015	32,448	26,731
Oct-12	3,859	13.9	2,237	874	676	71	198	802,226	12.6	437,060	192,368	140,749	31,940	51,619
Nov-12	4,060	9.4	2,249	957	757	91	203	900,102	14.0	436,599	215,086	159,630	87,382	55,909
Dec-12	4,261	1.0	2,425	989	758	84	234	897,062	▲ 2.0	477,070	227,763	164,988	26,291	63,270
Jan-13	2,875	▲ 2.2	1,586	813	413	62	400	604,359	▲ 5.6	312,673	187,669	80,099	23,544	107,571
Feb-13	3,462	1.5	1,943	798	619	99	181	692,761	▲ 2.9	371,043	167,982	118,364	34,012	49,941
Mar-13	5,231	6.2	3,111	1,127	890	97	239	1,030,516	4.0	573,600	256,390	169,506	29,132	87,674
Apr-13	3,830	7.6	2,213	872	675	68	198	765,061	6.1	419,453	185,884	135,635	23,426	50,491
May-13	4,051	11.0	2,452	838	679	77	161	855,332	14.0	465,458	196,739	138,302	53,662	58,911
Jun-13	4,198	8.0	2,412	960	738	85	223	862,544	9.3	460,254	219,035	152,316	30,188	67,204
Jul-13	4,297	3.7	2,526	973	719	79	254	884,624	3.3	491,351	219,271	151,047	22,955	68,224
Aug-13	3,699	▲ 3.3	2,176	846	587	88	260	944,944	20.2	607,706	186,607	115,767	34,429	71,054
Sep-13	3,945	8.6	2,224	971	657	87	316	812,376	2.9	439,453	207,067	129,923	33,917	76,684
Oct-13	4,017	4.1	2,262	1,007	667	76	343	853,769	6.4	460,908	227,703	138,178	25,969	90,174
Nov-13	4,078	0.4	2,367	984	647	75	339	840,216	▲ 6.7	453,801	216,272	136,510	32,943	80,042
Dec-13	4,426	3.9	2,469	1,104	759	91	346	948,738	5.8	490,108	269,557	162,152	23,809	107,649
Jan-14	3,266	13.6	1,763	910	523	67	387	679,828	12.5	333,703	200,609	108,599	36,317	92,009
Feb-14	3,615	4.4	2,033	879	622	80	258	744,554	7.5	398,091	191,283	130,349	24,754	61,010
Mar-14	5,598	7.0	3,322	1,231	907	132	326	1,145,216	11.1	624,328	268,177	196,399	55,119	72,086
Apr-14	3,482	▲ 9.1	2,002	886	521	70	365	727,061	▲ 5.0	401,643	197,330	102,091	25,394	95,239
May-14	3,745	▲ 7.6	2,155	886	633	69	255	753,662	▲ 11.9	418,614	192,021	124,610	18,038	67,791
Jun-14	4,012	▲ 4.4	2,211	978	734	84	246	821,683	▲ 4.7	440,075	204,698	150,113	26,197	54,760
Jul-14	4,089	▲ 4.8	2,266	999	742	80	258	879,682	▲ 0.6	445,705	239,660	162,510	31,393	77,299
Aug-14	3,643	▲ 1.5	1,996	912	664	70	248	809,277	▲ 14.4	408,957	228,258	146,269	25,738	81,989
Sep-14	3,949	0.1	2,148	1,035	654	107	381	812,699	0.0	405,894	230,477	133,552	40,604	96,749
Oct-14	3,809	▲ 5.2	2,034	1,029	650	94	380	825,619	▲ 3.3	414,571	245,745	135,881	29,071	110,039
Nov-14	3,776	▲ 7.4	2,111	913	684	63	231	761,787	▲ 9.3	409,576	198,487	134,846	15,921	64,954
Dec-14	4,512	1.9	2,444	1,199	742	126	458	1,012,289	6.7	498,356	275,356	157,234	81,149	118,316
Jan-15	3,017	▲ 7.6	1,616	862	465	70	400	613,475	▲ 9.8	316,638	180,701	91,959	22,135	90,626
Feb-15	3,564	▲ 1.4	1,951	863	674	75	189	721,828	▲ 3.1	378,927	187,201	138,388	17,179	48,813
Mar-15	5,249	▲ 6.2	2,933	1,297	903	107	396	1,067,150	▲ 6.8	572,020	281,543	180,624	30,129	101,330
Apr-15	4,102	17.8	2,339	978	697	85	284	841,673	15.8	470,344	208,350	132,965	28,972	76,426
May-15	3,873	3.4	2,097	971	708	96	263	833,866	10.6	413,273	246,198	148,519	25,640	97,679
Jun-15	4,450	10.9	2,445	1,106	807	87	301	890,737	8.4	469,467	239,587	157,696	23,247	82,171
Jul-15	4,605	12.6	2,558	1,169	771	103	400	941,940	7.1	487,144	256,367	159,692	37,985	97,020
Aug-15	3,898	7.0	2,172	1,010	622	92	389	791,307	▲ 2.2	419,176	217,936	126,422	27,234	91,802
Sep-15	*4,149*	*5.1*	*2,261*	*1,041*	*735*	*105*	*308*	*868,670*	*6.9*	*446,454*	*236,557*	*158,922*	*25,812*	*77,763*
Oct-15	*4,116*	*8.1*	*2,186*	*1,109*	*705*	*108*	*410*	*847,395*	*2.6*	*443,017*	*233,228*	*134,787*	*32,884*	*101,510*
Nov-15	*4,201*	*11.3*	*2,308*	*1,090*	*705*	*95*	*386*	*865,040*	*13.6*	*445,692*	*246,335*	*137,908*	*33,493*	*108,906*

2-3 Kanto

	Condominiums													
			numbers of transactions by transaction party							gross area of transactions by transaction party(㎡)				
	numbers of transactions	change compared to year-earlier month(%)	Individual→ Individual	Individual→ Private corporation	Private corporation → Individual	Private corporation → Private corporation	trend of transaction of Private corporation (buy-sell)	gross area of transactions (㎡)	change compared to year-earlier month(%)	Individual→ Individual	Individual→ Private corporation	Private corporation → Individual	Private corporation → Private corporation	trend of transaction of Private corporation (buy-sell)
Apr-08	7,619		3,248	1,146	2,793	431	▲ 1,646	425,338		198,025	54,921	153,078	19,269	▲ 98,112
May-08	6,648		2,861	1,193	2,287	259	▲ 1,094	346,505		171,114	53,609	107,400	11,876	▲ 53,791
Jun-08	7,058		3,147	1,083	2,452	373	▲ 1,369	380,301		190,311	52,543	119,799	17,347	▲ 67,256
Jul-08	7,226		3,210	1,245	2,513	255	▲ 1,268	391,919		194,469	59,935	126,615	10,608	▲ 66,679
Aug-08	6,209		2,750	968	2,232	253	▲ 1,264	341,467		170,241	48,583	110,466	11,711	▲ 61,883
Sep-08	6,862		2,816	1,084	2,597	347	▲ 1,513	366,204		170,533	53,233	125,827	15,341	▲ 72,595
Oct-08	6,962		2,838	1,189	2,631	303	▲ 1,442	372,227		172,313	59,229	128,612	12,024	▲ 69,383
Nov-08	6,417		2,596	971	2,608	225	▲ 1,637	361,974		157,965	49,889	143,442	9,874	▲ 93,553
Dec-08	7,068		2,766	1,141	2,781	378	▲ 1,640	381,492		164,110	56,783	141,568	18,919	▲ 84,786
Jan-09	5,734		2,337	908	2,144	338	▲ 1,236	327,822		144,125	48,359	115,740	19,037	▲ 67,381
Feb-09	6,327		2,464	822	2,744	287	▲ 1,921	351,569		147,866	41,063	148,518	13,336	▲ 107,425
Mar-09	10,795		4,611	1,121	4,445	586	▲ 3,322	635,999		290,888	58,766	254,068	30,382	▲ 195,163
Apr-09	7,551	▲ 0.9	3,314	1,035	2,890	290	▲ 1,851	428,320	0.7	206,098	52,128	155,490	13,189	▲ 103,188
May-09	6,388	▲ 3.9	2,781	879	2,504	219	▲ 1,625	363,557	4.9	170,321	46,237	137,083	9,523	▲ 90,846
Jun-09	8,076	14.4	3,267	1,059	3,458	291	▲ 2,399	454,281	19.5	197,610	51,905	190,738	13,929	▲ 138,833
Jul-09	8,007	10.8	3,407	1,091	3,098	411	▲ 2,007	452,298	15.4	208,565	57,283	165,494	20,955	▲ 108,211
Aug-09	7,089	14.2	2,896	961	2,965	266	▲ 2,004	401,143	17.5	176,338	50,063	161,968	12,676	▲ 111,904
Sep-09	7,221	5.2	2,968	1,110	2,872	269	▲ 1,760	403,864	10.3	180,277	55,583	153,598	14,307	▲ 97,917
Oct-09	7,714	10.8	3,112	1,138	3,223	241	▲ 2,085	432,824	16.3	186,354	58,812	175,682	11,976	▲ 116,870
Nov-09	7,606	18.5	3,132	1,215	3,002	254	▲ 1,784	423,317	16.9	190,344	62,400	158,058	12,348	▲ 95,492
Dec-09	7,729	9.4	3,170	1,206	3,066	277	▲ 1,850	425,312	11.5	189,536	61,424	160,387	13,392	▲ 98,389
Jan-10	5,972	4.2	2,440	1,066	2,192	273	▲ 1,125	330,202	0.7	148,107	56,562	113,420	12,089	▲ 56,833
Feb-10	6,857	8.4	2,814	1,068	2,684	290	▲ 1,616	375,840	6.9	168,576	55,347	137,746	14,115	▲ 82,399
Mar-10	10,146	▲ 6.0	4,800	1,522	3,456	364	▲ 1,933	576,238	▲ 9.4	298,105	78,794	181,806	17,237	▲ 102,956
Apr-10	7,671	1.6	3,508	1,385	2,504	271	▲ 1,118	418,715	▲ 2.2	210,743	70,586	125,456	11,616	▲ 54,768
May-10	6,634	3.9	2,874	1,156	2,368	236	▲ 1,212	360,025	▲ 1.0	171,082	59,078	119,940	9,924	▲ 60,862
Jun-10	7,383	▲ 8.6	3,118	1,248	2,780	235	▲ 1,532	398,957	▲ 12.2	185,353	64,678	138,229	10,469	▲ 73,551
Jul-10	8,366	4.5	3,338	1,429	3,162	437	▲ 1,733	469,706	3.8	200,355	74,510	170,254	24,587	▲ 95,744
Aug-10	6,506	▲ 8.2	2,809	1,239	2,229	229	▲ 990	350,790	▲ 12.6	168,665	64,292	107,842	9,991	▲ 43,550
Sep-10	7,617	5.5	3,026	1,375	2,906	304	▲ 1,527	411,541	1.9	180,767	69,913	146,122	14,283	▲ 75,994
Oct-10	6,610	▲ 14.3	2,698	1,268	2,404	239	▲ 1,136	347,926	▲ 19.6	156,712	65,303	114,291	11,521	▲ 48,988
Nov-10	8,089	6.4	3,170	1,413	3,224	282	▲ 1,811	452,401	6.9	187,181	72,775	179,526	12,919	▲ 106,750
Dec-10	7,910	2.3	3,285	1,472	2,817	333	▲ 1,344	422,751	▲ 0.6	194,324	75,522	138,529	14,105	▲ 62,930
Jan-11	6,160	3.1	2,431	1,351	2,178	197	▲ 824	337,197	2.1	143,066	72,541	111,939	9,481	▲ 39,228
Feb-11	6,341	▲ 7.5	2,703	1,207	2,135	292	▲ 927	334,746	▲ 10.9	159,150	60,537	103,127	11,551	▲ 42,527
Mar-11	9,699	▲ 4.4	4,672	1,484	3,233	309	▲ 1,749	553,577	▲ 3.9	289,144	78,357	171,326	14,638	▲ 92,969
Apr-11	6,173	▲ 19.5	2,890	1,115	1,932	234	▲ 816	334,703	▲ 20.1	173,840	55,466	95,477	9,829	▲ 39,959
May-11	5,677	▲ 14.4	2,508	1,180	1,814	175	▲ 634	303,938	▲ 15.6	147,088	59,978	88,757	8,114	▲ 28,780
Jun-11	6,671	▲ 9.6	2,856	1,406	2,209	199	▲ 803	354,762	▲ 11.1	166,280	71,313	108,995	8,073	▲ 37,681
Jul-11	6,423	▲ 23.2	2,791	1,354	2,091	186	▲ 736	343,435	▲ 26.9	163,410	68,245	103,168	8,556	▲ 34,868
Aug-11	6,099	▲ 6.3	2,688	1,297	1,922	191	▲ 625	330,661	▲ 5.7	159,242	67,202	95,206	8,909	▲ 28,005
Sep-11	6,588	▲ 13.5	2,763	1,318	2,308	199	▲ 990	351,806	▲ 14.5	162,657	67,102	113,383	8,664	▲ 46,280
Oct-11	6,025	▲ 8.9	2,577	1,304	1,887	257	▲ 583	325,672	▲ 6.4	150,894	67,491	93,779	13,508	▲ 26,288
Nov-11	6,337	▲ 21.7	2,868	1,405	1,848	216	▲ 443	343,292	▲ 24.1	165,911	73,193	93,977	10,211	▲ 20,784
Dec-11	7,482	▲ 5.4	3,171	1,488	2,487	336	▲ 999	406,018	▲ 4.0	184,691	75,686	129,226	16,415	▲ 53,540
Jan-12	5,078	▲ 17.6	2,221	1,204	1,513	140	▲ 309	274,943	▲ 18.5	129,952	62,871	75,192	6,929	▲ 12,321
Feb-12	6,052	▲ 4.6	2,795	1,115	1,911	230	▲ 796	324,386	▲ 3.1	161,144	56,546	96,377	10,219	▲ 39,832
Mar-12	9,879	1.9	4,597	1,678	3,301	303	▲ 1,623	565,007	2.1	282,255	86,776	180,640	15,337	▲ 93,864
Apr-12	6,687	8.3	3,258	1,324	1,928	177	▲ 604	364,679	9.0	193,411	67,739	96,489	7,040	▲ 28,750
May-12	6,468	13.9	3,034	1,323	1,936	174	▲ 613	351,499	15.6	180,491	68,526	94,132	8,250	▲ 25,606
Jun-12	6,825	2.3	3,006	1,432	2,125	262	▲ 693	365,589	3.1	173,062	74,352	107,328	10,847	▲ 32,976
Jul-12	7,039	9.6	3,224	1,361	2,214	240	▲ 853	382,650	11.4	188,594	70,375	112,811	10,871	▲ 42,436
Aug-12	6,469	6.1	3,016	1,366	1,897	190	▲ 531	354,003	7.1	176,875	70,210	98,397	8,520	▲ 28,187
Sep-12	6,779	2.9	2,966	1,337	2,244	232	▲ 907	366,654	4.2	173,768	67,789	115,436	9,660	▲ 47,647
Oct-12	6,708	11.3	2,972	1,435	2,117	183	▲ 682	358,521	10.1	171,217	71,675	107,746	7,775	▲ 36,071
Nov-12	7,296	15.1	3,281	1,498	2,224	293	▲ 726	398,655	16.1	194,717	76,912	113,964	13,062	▲ 37,052
Dec-12	7,534	0.7	3,492	1,430	2,346	265	▲ 916	415,235	2.3	205,795	74,012	122,176	13,139	▲ 48,164
Jan-13	5,446	7.2	2,431	1,292	1,524	199	▲ 232	288,689	5.0	138,469	68,800	72,977	8,443	▲ 4,177
Feb-13	6,574	8.6	3,043	1,192	2,079	260	▲ 887	351,534	8.4	175,007	60,429	104,217	11,882	▲ 43,788
Mar-13	11,278	14.2	5,252	1,772	3,669	404	▲ 1,896	646,342	14.4	316,017	92,637	203,625	20,480	▲ 110,886
Apr-13	8,106	21.2	4,046	1,420	2,398	240	▲ 978	451,100	23.7	237,908	74,571	126,739	11,758	▲ 52,168
May-13	7,539	16.6	3,833	1,434	2,059	211	▲ 625	411,427	17.0	222,569	73,178	106,006	9,494	▲ 32,827
Jun-13	7,489	9.7	3,719	1,494	2,071	204	▲ 577	408,577	11.8	211,781	76,644	110,502	9,569	▲ 33,858
Jul-13	7,921	12.5	3,965	1,707	2,046	202	▲ 338	435,872	13.9	229,431	87,898	108,443	10,064	▲ 20,509
Aug-13	7,057	9.1	3,429	1,520	1,909	199	▲ 389	382,729	8.1	197,158	77,974	99,088	8,509	▲ 21,113
Sep-13	7,104	4.8	3,347	1,551	1,995	211	▲ 444	386,548	5.4	191,279	80,829	103,888	10,553	▲ 23,059
Oct-13	7,430	10.8	3,487	1,689	1,871	186	▲ 178	392,535	9.5	192,429	85,606	92,708	8,798	▲ 6,840
Nov-13	7,546	3.4	3,638	1,628	2,046	230	▲ 418	407,712	2.3	207,575	84,709	104,583	10,712	▲ 19,874
Dec-13	7,918	5.1	3,745	1,718	2,179	269	▲ 456	419,113	0.9	208,826	89,730	107,568	12,520	▲ 17,435
Jan-14	6,529	19.9	3,172	1,531	1,655	171	▲ 124	350,423	21.4	180,743	80,559	80,646	8,476	▲ 87
Feb-14	7,204	9.6	3,486	1,501	1,989	221	▲ 481	383,779	9.2	197,027	75,522	100,635	10,035	▲ 24,553
Mar-14	11,858	5.1	5,939	2,145	3,409	364	▲ 1,263	664,449	2.8	349,081	114,041	183,176	18,092	▲ 69,077
Apr-14	6,777	▲ 16.4	3,520	1,586	1,514	156	72	364,655	▲ 19.2	199,417	81,513	75,656	8,035	5,857
May-14	6,878	▲ 8.8	3,300	1,664	1,701	213	▲ 37	366,268	▲ 11.0	186,880	84,086	85,488	9,813	▲ 1,401
Jun-14	6,955	▲ 7.1	3,279	1,593	1,887	195	▲ 294	369,492	▲ 9.6	184,939	80,049	95,887	8,584	▲ 15,838
Jul-14	7,571	▲ 4.4	3,483	1,809	2,048	231	▲ 239	405,656	▲ 6.9	196,682	91,962	105,601	11,412	▲ 13,640
Aug-14	6,476	▲ 8.2	2,996	1,498	1,760	219	▲ 260	343,973	▲ 10.1	167,632	75,533	90,951	9,781	▲ 15,375
Sep-14	7,200	1.4	3,203	1,700	2,062	235	▲ 362	384,894	▲ 0.4	178,758	87,012	107,040	12,085	▲ 20,028
Oct-14	7,082	▲ 4.7	3,280	1,747	1,834	220	▲ 86	367,664	▲ 6.3	178,583	86,573	92,779	9,678	▲ 6,156
Nov-14	6,670	▲ 11.6	2,976	1,665	1,849	179	▲ 184	353,149	▲ 13.4	166,155	83,471	95,531	7,918	▲ 12,060
Dec-14	8,015	1.2	3,480	2,046	2,203	286	▲ 157	416,623	▲ 0.6	190,029	100,850	112,019	13,726	▲ 11,169
Jan-15	6,161	▲ 5.6	2,822	1,566	1,603	169	▲ 37	327,755	▲ 6.5	157,430	81,206	80,703	8,368	503
Feb-15	7,581	5.2	3,275	1,644	2,427	233	▲ 783	405,068	5.5	182,136	81,914	130,622	10,247	▲ 48,709
Mar-15	11,136	▲ 6.1	5,283	2,378	3,132	341	▲ 754	620,211	▲ 6.7	309,122	122,281	171,888	16,778	▲ 49,607
Apr-15	7,941	17.2	3,950	1,837	1,922	231	▲ 85	423,840	16.2	224,997	93,174	94,946	10,648	▲ 1,771
May-15	7,123	3.6	3,284	1,818	1,839	180	▲ 20	374,898	2.4	183,558	89,693	92,820	8,715	▲ 3,072
Jun-15	8,211	18.1	3,710	1,952	2,313	235	▲ 361	429,788	16.3	201,977	97,788	118,725	11,236	▲ 20,937
Jul-15	8,439	11.5	3,955	2,075	2,154	253	▲ 79	440,632	8.6	218,654	102,347	108,125	11,386	▲ 5,779
Aug-15	7,321	13.0	3,267	1,922	1,930	202	▲ 8	383,358	11.4	179,077	95,942	99,030	9,308	▲ 3,088
Sep-15	*7,782*	*8.1*	*3,449*	*1,971*	*2,103*	*259*	*▲ 132*	*403,322*	*4.8*	*187,439*	*97,555*	*105,134*	*13,194*	*▲ 7,579*
Oct-15	*7,610*	*7.5*	*3,435*	*1,966*	*2,030*	*179*	*▲ 64*	*389,660*	*6.0*	*182,289*	*99,170*	*99,581*	*8,620*	*▲ 411*
Nov-15	*7,713*	*15.6*	*3,465*	*1,890*	*2,118*	*239*	*▲ 228*	*399,287*	*13.1*	*189,306*	*95,648*	*104,337*	*9,920*	*▲ 8,689*

	Detached House													
			numbers of transactions by transaction party							gross area of transactions by transaction party(㎡)				
	numbers of transactions	change compared to year-earlier month(%)	Individual→ Individual	Individual→ Private corporation	Private corporation → Individual	Private corporation → Private corporation	trend of transaction of Private corporation (buy-sell)	gross area of transactions (㎡)	change compared to year-earlier month(%)	Individual→ Individual	Individual→ Private corporation	Private corporation → Individual	Private corporation → Private corporation	trend of transaction of Private corporation (buy-sell)
Apr-08	320		193	45	77	5	▲ 32	81,566		45,754	13,491	20,464	1,857	▲ 6,973
May-08	337		213	59	59	4	0	84,997		53,707	16,365	14,044	675	2,321
Jun-08	311		194	53	57	5	▲ 4	85,781		53,584	16,138	14,848	1,028	1,290
Jul-08	367		238	59	64	5	▲ 5	88,432		55,086	14,443	16,464	2,296	▲ 2,021
Aug-08	326		215	53	55	1	▲ 1	81,601		52,695	14,523	13,306	267	1,882
Sep-08	350		224	54	68	4	▲ 14	92,207		52,122	21,466	17,342	1,276	4,124
Oct-08	362		229	67	64	2	3	91,163		56,738	17,343	16,747	336	595
Nov-08	311		200	55	51	5	4	77,430		50,753	13,186	12,210	1,281	976
Dec-08	395		240	87	62	6	25	99,979		58,609	25,687	12,531	3,152	13,156
Jan-09	225		129	54	40	2	14	53,300		31,201	11,996	9,559	544	2,437
Feb-09	265		147	53	63	2	▲ 10	66,775		35,149	15,444	15,760	422	▲ 316
Mar-09	390		234	66	86	4	▲ 20	96,082		58,421	16,979	19,835	847	▲ 2,857
Apr-09	341	6.6	194	71	73	3	▲ 2	88,774	8.8	46,944	21,017	20,009	804	1,008
May-09	278	▲ 17.5	164	57	57	0	0	69,577	▲ 18.1	37,630	19,712	12,236	0	7,476
Jun-09	356	14.5	191	83	79	3	4	89,995	4.9	43,859	22,534	22,536	1,065	▲ 2
Jul-09	382	4.1	220	82	75	5	7	96,163	8.7	57,736	20,227	16,644	1,557	3,583
Aug-09	299	▲ 8.3	195	53	48	3	5	81,898	0.4	56,061	14,696	10,509	632	4,187
Sep-09	309	▲ 11.7	173	54	78	4	▲ 24	121,252	31.5	87,236	13,314	18,584	2,118	▲ 5,270
Oct-09	351	▲ 3.0	193	79	79	0	0	94,340	3.5	50,204	22,279	21,857	0	422
Nov-09	363	16.7	220	67	74	2	▲ 7	91,412	18.1	52,639	18,286	19,146	1,341	▲ 860
Dec-09	384	▲ 2.8	223	79	77	5	2	93,428	▲ 6.6	52,771	19,259	19,582	1,816	▲ 323
Jan-10	230	2.2	130	54	42	3	12	59,168	11.0	35,145	13,241	9,076	1,441	4,165
Feb-10	294	10.9	164	73	51	5	22	74,072	10.9	41,382	19,885	11,351	1,373	8,533
Mar-10	377	▲ 3.3	220	78	76	3	2	100,037	4.1	56,636	24,565	17,295	1,541	7,270
Apr-10	349	2.3	190	83	76	0	7	86,684	▲ 2.4	43,708	22,974	20,001	0	2,973
May-10	321	15.5	187	64	66	2	▲ 2	78,090	12.2	42,021	15,842	19,131	863	▲ 3,289
Jun-10	365	2.5	223	66	73	3	▲ 7	89,551	▲ 0.5	48,801	21,388	18,827	535	2,561
Jul-10	346	▲ 9.4	207	65	71	2	▲ 6	91,730	▲ 4.6	50,862	19,226	20,186	1,209	▲ 960
Aug-10	299	0.0	176	61	58	4	3	83,384	1.8	44,551	21,498	15,668	1,665	5,830
Sep-10	300	▲ 2.9	174	61	59	4	2	74,783	▲ 38.3	41,766	16,260	14,549	1,316	1,711
Oct-10	322	▲ 8.3	209	45	67	1	▲ 22	79,296	▲ 15.9	49,701	11,860	16,014	1,721	▲ 4,154
Nov-10	352	▲ 3.0	199	79	72	2	7	88,046	▲ 3.7	47,217	21,077	19,031	720	2,046
Dec-10	367	▲ 4.4	226	69	65	7	4	87,880	▲ 5.9	53,025	16,250	16,117	2,488	133
Jan-11	220	▲ 4.3	122	57	38	3	19	77,461	30.9	33,515	24,100	17,227	2,620	6,873
Feb-11	245	▲ 16.7	145	48	49	3	▲ 1	68,560	▲ 7.4	37,441	17,014	13,260	845	3,754
Mar-11	342	▲ 9.3	196	71	72	3	▲ 1	88,613	▲ 11.4	43,397	23,460	21,188	568	2,272
Apr-11	334	▲ 4.3	188	66	74	6	▲ 8	83,330	▲ 3.9	43,957	19,997	18,167	1,209	1,831
May-11	281	▲ 12.5	185	50	43	3	7	71,728	▲ 8.1	42,947	16,133	12,139	510	3,994
Jun-11	311	▲ 14.8	185	59	63	4	▲ 4	76,341	▲ 14.8	41,797	16,958	15,530	2,056	1,428
Jul-11	335	▲ 3.2	196	69	69	1	0	98,620	7.5	55,390	24,762	17,759	709	7,003
Aug-11	295	▲ 1.3	186	60	47	2	13	79,822	▲ 4.3	48,914	19,605	10,970	333	8,635
Sep-11	329	9.7	198	76	51	4	25	93,763	25.4	52,730	22,258	17,373	1,402	4,885
Oct-11	308	▲ 4.3	183	64	55	6	9	85,911	8.3	51,166	17,451	15,564	1,729	1,887
Nov-11	305	▲ 13.4	196	60	47	2	13	76,276	▲ 13.4	45,099	17,168	13,627	381	3,541
Dec-11	372	1.4	232	73	63	4	10	96,040	9.3	59,961	19,496	15,446	1,136	4,050
Jan-12	205	▲ 6.8	107	58	37	3	21	53,858	▲ 30.5	25,971	17,680	9,393	813	8,287
Feb-12	225	▲ 8.2	144	36	41	4	▲ 5	58,334	▲ 14.9	35,000	11,093	9,408	2,833	1,685
Mar-12	357	4.4	213	79	63	2	16	97,269	9.8	56,112	23,408	17,293	455	6,115
Apr-12	302	▲ 9.6	180	52	66	4	▲ 14	75,137	▲ 9.8	41,074	14,087	18,934	1,042	▲ 4,847
May-12	317	12.8	188	73	54	2	19	83,026	15.8	49,172	20,849	11,654	1,352	9,195
Jun-12	328	5.5	192	66	68	2	▲ 2	82,429	8.0	47,327	17,988	16,618	495	1,370
Jul-12	352	5.1	203	71	73	5	▲ 2	84,691	▲ 14.1	46,647	16,751	19,552	1,742	▲ 2,801
Aug-12	301	2.0	188	54	57	2	▲ 3	80,030	0.3	47,310	14,724	17,713	283	▲ 2,988
Sep-12	279	▲ 15.2	169	49	58	2	▲ 9	78,121	▲ 16.7	42,028	18,492	16,141	1,204	2,350
Oct-12	384	24.7	246	73	64	1	9	100,792	17.3	64,552	20,151	15,846	242	4,304
Nov-12	355	16.4	218	73	62	2	11	98,351	28.9	58,031	24,069	15,780	471	8,289
Dec-12	343	▲ 7.8	217	68	55	3	13	88,890	▲ 7.4	59,172	15,484	12,915	1,319	2,569
Jan-13	207	1.0	117	56	32	2	24	70,068	30.1	26,602	34,113	8,852	502	25,261
Feb-13	222	▲ 1.3	121	56	41	4	15	56,670	▲ 2.9	28,846	16,106	10,704	1,014	5,402
Mar-13	358	0.3	222	62	67	6	▲ 5	79,407	▲ 18.4	47,639	15,700	14,644	1,219	1,057
Apr-13	298	▲ 1.3	173	55	67	3	▲ 12	74,967	▲ 0.2	42,480	13,517	18,532	437	▲ 5,015
May-13	310	▲ 2.2	207	53	47	2	6	78,820	▲ 5.1	51,794	13,165	12,730	726	436
Jun-13	374	14.0	224	90	57	3	33	92,410	12.1	56,412	20,903	14,217	877	6,685
Jul-13	337	▲ 4.3	206	57	70	3	▲ 13	85,169	0.6	51,776	16,237	16,138	706	99
Aug-13	315	4.7	195	56	62	2	▲ 6	85,200	6.5	54,543	15,007	15,272	377	▲ 265
Sep-13	344	23.3	201	73	67	3	6	90,854	16.3	48,645	22,206	18,918	1,085	3,288
Oct-13	343	▲ 10.7	204	71	61	6	10	82,172	▲ 18.5	46,113	19,123	15,417	1,418	3,706
Nov-13	338	▲ 4.8	211	77	48	2	29	89,229	▲ 9.3	53,999	22,635	11,256	1,338	11,379
Dec-13	383	11.7	236	88	55	4	33	110,947	24.8	68,492	26,264	12,356	3,836	13,908
Jan-14	204	▲ 1.4	108	54	40	2	14	51,869	▲ 26.0	27,025	13,681	10,350	813	3,331
Feb-14	285	28.4	168	54	58	5	▲ 4	67,449	19.0	37,425	14,327	13,969	1,727	358
Mar-14	432	20.7	248	87	88	8	▲ 1	108,166	36.2	57,122	25,012	22,713	3,078	2,299
Apr-14	287	▲ 3.7	175	52	58	1	▲ 5	75,468	0.7	45,410	12,795	16,175	478	▲ 2,769
May-14	304	▲ 1.9	183	63	54	4	9	88,530	12.3	50,201	16,797	16,366	5,166	431
Jun-14	298	▲ 20.3	177	67	51	3	16	72,573	▲ 21.5	38,672	18,777	12,868	2,256	5,910
Jul-14	338	0.3	185	80	66	7	14	82,788	▲ 2.8	41,636	23,828	15,144	2,180	8,684
Aug-14	301	▲ 4.4	183	61	52	5	9	73,455	▲ 13.8	40,586	14,913	12,686	5,269	2,227
Sep-14	291	▲ 15.4	168	66	53	3	13	77,104	▲ 15.1	45,525	17,688	13,288	475	4,400
Oct-14	265	▲ 22.7	172	49	41	2	9	69,590	▲ 15.3	44,128	12,077	11,862	482	1,255
Nov-14	327	▲ 3.3	190	69	66	0	3	78,894	▲ 11.6	46,405	15,731	16,288	0	▲ 557
Dec-14	374	▲ 2.3	209	94	66	5	28	98,858	▲ 10.9	55,276	26,559	16,011	1,011	10,548
Jan-15	202	▲ 1.0	110	46	43	3	3	51,921	0.1	28,557	11,639	11,040	686	599
Feb-15	270	▲ 5.3	133	73	60	4	13	62,175	▲ 7.8	31,941	15,471	13,544	1,219	1,927
Mar-15	392	▲ 9.3	215	85	87	4	▲ 2	102,549	▲ 5.2	61,286	20,569	19,124	1,471	1,446
Apr-15	321	11.8	171	90	54	3	37	76,724	1.7	41,803	21,044	12,785	554	8,377
May-15	302	▲ 0.7	177	62	60	3	2	79,951	▲ 9.7	45,933	16,931	16,462	625	469
Jun-15	342	14.8	174	84	73	8	12	84,787	16.8	41,548	22,744	18,228	1,425	4,866
Jul-15	335	▲ 0.9	180	86	67	2	19	85,367	3.1	43,951	24,263	16,705	448	7,557
Aug-15	333	10.6	197	84	52	0	32	87,820	19.6	50,021	25,360	12,439	0	12,921
Sep-15	*330*	*13.4*	*199*	*69*	*57*	*3*	*14*	*88,284*	*14.5*	*55,508*	*18,086*	*11,718*	*1,296*	*8,044*
Oct-15	*328*	*23.8*	*191*	*69*	*60*	*8*	*9*	*86,470*	*24.3*	*53,635*	*15,647*	*14,513*	*2,675*	*1,134*
Nov-15	*334*	*2.1*	*187*	*79*	*64*	*2*	*16*	*85,426*	*8.3*	*47,052*	*21,385*	*16,337*	*390*	*5,204*

	Condominiums													
			numbers of transactions by transaction party							gross area of transactions by transaction party(㎡)				
	numbers of transactions	change compared to year-earlier month(%)	Individual→ Individual	Individual→ Private corporation	Private corporation → Individual	Private corporation → Private corporation	trend of transaction of Private corporation (buy-sell)	gross area of transactions (㎡)	change compared to year-earlier month(%)	Individual→ Individual	Individual→ Private corporation	Private corporation → Individual	Private corporation → Private corporation	trend of transaction of Private corporation (buy-sell)
Apr-08	44		29	4	9	2	▲ 5	3,026		1,945	255	745	81	▲ 490
May-08	33		22	2	9	0	▲ 7	2,031		1,256	137	638	0	▲ 501
Jun-08	56		37	4	6	9	▲ 2	3,178		1,910	178	433	657	▲ 255
Jul-08	47		31	4	11	1	▲ 7	2,997		1,913	237	762	85	▲ 525
Aug-08	53		27	6	18	2	▲ 12	3,400		1,588	365	1,332	115	▲ 967
Sep-08	50		32	3	14	1	▲ 11	3,026		1,799	141	1,010	76	▲ 869
Oct-08	52		31	7	12	2	▲ 5	3,215		1,767	433	857	158	▲ 425
Nov-08	53		31	6	15	1	▲ 9	3,378		1,870	368	1,073	67	▲ 705
Dec-08	63		23	7	26	7	▲ 19	4,146		1,248	399	2,010	489	▲ 1,611
Jan-09	36		21	4	11	0	▲ 7	2,361		1,333	265	763	0	▲ 498
Feb-09	38		23	1	14	0	▲ 13	2,467		1,343	51	1,073	0	▲ 1,022
Mar-09	66		37	2	25	2	▲ 23	4,069		2,168	75	1,726	100	▲ 1,652
Apr-09	82	86.4	40	7	34	1	▲ 27	5,141	69.9	2,241	349	2,469	82	▲ 2,119
May-09	67	103.0	31	2	33	1	▲ 31	4,439	118.5	1,657	128	2,589	65	▲ 2,461
Jun-09	74	32.1	34	6	33	1	▲ 27	4,866	53.1	2,266	189	2,343	68	▲ 2,154
Jul-09	59	25.5	19	9	28	3	▲ 19	3,732	24.5	1,129	370	2,095	138	▲ 1,725
Aug-09	58	9.4	16	6	34	2	▲ 28	4,211	23.8	1,140	404	2,526	141	▲ 2,122
Sep-09	56	12.0	24	5	25	2	▲ 20	3,749	23.9	1,490	338	1,840	82	▲ 1,501
Oct-09	85	63.5	37	5	42	1	▲ 37	6,001	86.7	2,464	283	3,173	82	▲ 2,890
Nov-09	79	49.1	37	8	33	1	▲ 25	5,114	51.4	2,109	464	2,496	44	▲ 2,032
Dec-09	90	42.9	31	25	34	0	▲ 9	5,043	21.7	1,804	825	2,415	0	▲ 1,589
Jan-10	35	▲ 2.8	17	12	6	0	6	1,830	▲ 22.5	912	435	483	0	▲ 48
Feb-10	54	42.1	31	1	16	6	▲ 15	3,243	31.5	1,816	20	1,104	304	▲ 1,084
Mar-10	79	19.7	39	12	24	4	▲ 12	4,972	22.2	2,303	565	1,649	455	▲ 1,083
Apr-10	80	▲ 2.4	51	7	21	1	▲ 14	5,257	2.3	3,266	569	1,406	15	▲ 836
May-10	50	▲ 25.4	25	6	17	2	▲ 11	3,564	▲ 19.7	1,733	306	1,281	244	▲ 975
Jun-10	91	23.0	46	11	33	1	▲ 22	5,404	11.1	2,462	491	2,399	53	▲ 1,908
Jul-10	78	32.2	38	9	31	0	▲ 22	5,108	36.9	2,234	483	2,392	0	▲ 1,909
Aug-10	56	▲ 3.4	23	7	25	1	▲ 18	3,853	▲ 8.5	1,292	467	2,010	84	▲ 1,543
Sep-10	68	21.4	32	3	29	4	▲ 26	4,917	31.2	2,015	214	2,382	305	▲ 2,169
Oct-10	74	▲ 12.9	34	7	33	0	▲ 26	4,829	▲ 19.5	1,898	472	2,460	0	▲ 1,988
Nov-10	67	▲ 15.2	40	6	21	0	▲ 15	4,459	▲ 12.8	2,536	435	1,488	0	▲ 1,053
Dec-10	93	3.3	37	5	43	8	▲ 38	5,520	9.5	2,026	241	2,933	320	▲ 2,692
Jan-11	48	37.1	22	10	15	1	▲ 5	3,191	74.4	1,241	774	1,143	33	▲ 368
Feb-11	55	1.9	33	9	11	2	▲ 2	3,353	3.4	1,685	825	812	31	13
Mar-11	71	▲ 10.1	40	6	25	0	▲ 19	4,521	▲ 9.1	2,435	363	1,724	0	▲ 1,361
Apr-11	62	▲ 22.5	39	9	14	0	▲ 5	3,860	▲ 26.6	2,374	502	984	0	▲ 482
May-11	48	▲ 4.0	30	8	10	0	▲ 2	2,966	▲ 16.8	1,606	729	631	0	98
Jun-11	60	▲ 34.1	34	1	25	0	▲ 24	3,726	▲ 31.0	1,906	99	1,721	0	▲ 1,623
Jul-11	67	▲ 14.1	43	7	16	1	▲ 9	3,817	▲ 25.3	2,398	387	1,016	16	▲ 628
Aug-11	50	▲ 10.7	31	5	14	0	▲ 9	3,085	▲ 19.9	1,900	382	803	0	▲ 420
Sep-11	60	▲ 11.8	36	3	18	3	▲ 15	3,707	▲ 24.6	2,205	139	1,165	198	▲ 1,025
Oct-11	62	▲ 16.2	42	8	11	1	▲ 3	3,256	▲ 32.6	2,085	417	739	16	▲ 322
Nov-11	49	▲ 26.9	23	10	14	2	▲ 4	2,985	▲ 33.1	1,337	606	880	162	▲ 275
Dec-11	70	▲ 24.7	41	9	15	5	▲ 6	4,209	▲ 23.7	2,345	651	992	220	▲ 341
Jan-12	48	0.0	27	12	8	1	4	2,825	▲ 11.5	1,612	553	497	164	56
Feb-12	51	▲ 7.3	33	6	11	1	▲ 5	3,085	▲ 8.0	1,958	257	842	28	▲ 586
Mar-12	184	159.2	54	4	120	6	▲ 116	12,503	176.5	3,217	301	8,572	413	▲ 8,271
Apr-12	69	11.3	52	3	13	1	▲ 10	3,864	0.1	2,756	182	887	39	▲ 704
May-12	69	43.8	46	11	10	2	1	4,282	44.3	2,660	852	651	120	201
Jun-12	52	▲ 13.3	32	8	11	1	▲ 3	3,309	▲ 11.2	1,874	510	865	60	▲ 356
Jul-12	48	▲ 28.4	34	3	10	1	▲ 7	3,113	▲ 18.5	2,238	210	592	73	▲ 382
Aug-12	56	12.0	34	12	9	1	3	3,366	9.1	2,029	673	605	59	68
Sep-12	92	53.3	32	4	55	1	▲ 51	5,593	50.9	1,448	160	3,904	82	▲ 3,744
Oct-12	92	48.4	38	4	50	0	▲ 46	6,134	88.4	2,232	201	3,701	0	▲ 3,500
Nov-12	78	59.2	37	7	33	1	▲ 26	4,842	62.2	2,126	494	2,210	13	▲ 1,716
Dec-12	61	▲ 12.9	33	4	24	0	▲ 20	4,026	▲ 4.4	2,028	253	1,744	0	▲ 1,491
Jan-13	28	▲ 41.7	18	5	4	1	1	1,759	▲ 37.7	1,172	303	263	21	40
Feb-13	45	▲ 11.8	37	2	6	0	▲ 4	2,592	▲ 16.0	2,057	187	348	0	▲ 161
Mar-13	141	▲ 23.4	52	7	80	2	▲ 73	9,708	▲ 22.4	3,368	481	5,712	147	▲ 5,230
Apr-13	63	▲ 8.7	46	1	15	1	▲ 14	3,876	0.3	2,909	68	804	95	▲ 736
May-13	67	▲ 2.9	40	10	15	2	▲ 5	3,839	▲ 10.3	2,245	570	936	88	▲ 365
Jun-13	48	▲ 7.7	30	9	9	0	0	2,782	▲ 15.9	1,643	511	628	0	▲ 117
Jul-13	58	20.8	39	8	11	0	▲ 3	3,546	13.9	2,440	475	631	0	▲ 156
Aug-13	64	14.3	44	7	12	1	▲ 5	3,720	10.5	2,656	354	693	17	▲ 339
Sep-13	54	▲ 41.3	31	7	14	2	▲ 7	3,340	▲ 40.3	1,690	417	1,104	129	▲ 686
Oct-13	82	▲ 10.9	50	8	22	2	▲ 14	5,403	▲ 11.9	3,225	473	1,571	134	▲ 1,098
Nov-13	63	▲ 19.2	39	7	17	0	▲ 10	3,946	▲ 18.5	2,485	382	1,080	0	▲ 698
Dec-13	80	31.1	52	10	15	3	▲ 5	4,437	10.2	2,927	464	909	137	▲ 445
Jan-14	33	17.9	21	8	4	0	4	1,708	▲ 2.9	1,149	424	134	0	290
Feb-14	65	44.4	41	13	10	1	3	4,226	63.0	2,753	856	591	25	265
Mar-14	80	▲ 43.3	59	8	13	0	▲ 5	4,752	▲ 51.0	3,552	376	824	0	▲ 448
Apr-14	75	19.0	49	17	7	2	10	4,246	9.6	2,912	836	426	72	410
May-14	54	▲ 19.4	39	10	4	1	6	3,239	▲ 15.6	2,415	547	229	48	319
Jun-14	64	33.3	44	12	7	1	5	3,718	33.6	2,443	806	445	23	361
Jul-14	52	▲ 10.3	35	8	7	2	1	3,195	▲ 9.9	2,303	324	483	86	▲ 159
Aug-14	55	▲ 14.1	37	7	11	0	▲ 4	3,052	▲ 18.0	2,122	380	549	0	▲ 169
Sep-14	56	3.7	33	10	9	4	1	3,265	▲ 2.2	1,862	555	564	285	▲ 9
Oct-14	63	▲ 23.2	44	7	12	0	▲ 5	3,675	▲ 32.0	2,573	348	755	0	▲ 407
Nov-14	51	▲ 19.0	32	10	7	2	3	3,326	▲ 15.7	2,055	645	452	174	193
Dec-14	59	▲ 26.3	41	9	8	1	1	3,484	▲ 21.5	2,354	562	477	91	85
Jan-15	43	30.3	34	3	6	0	▲ 3	2,434	42.5	1,963	160	310	0	▲ 149
Feb-15	35	▲ 46.2	27	4	4	0	0	2,308	▲ 45.4	1,829	244	234	0	10
Mar-15	72	▲ 10.0	49	12	11	0	1	4,376	▲ 7.9	2,941	749	686	0	62
Apr-15	69	▲ 8.0	47	9	12	1	▲ 3	4,058	▲ 4.4	2,830	460	683	86	▲ 223
May-15	44	▲ 18.5	30	5	9	0	▲ 4	2,837	▲ 12.4	1,865	292	680	0	▲ 388
Jun-15	59	▲ 7.8	41	9	6	3	3	3,385	▲ 8.9	2,385	420	389	192	30
Jul-15	55	5.8	38	9	7	1	2	3,117	▲ 2.4	2,181	444	477	14	▲ 33
Aug-15	58	5.5	42	6	9	1	▲ 3	3,465	13.5	2,458	345	644	18	▲ 299
Sep-15	*44*	*▲ 21.4*	*27*	*7*	*6*	*4*	*1*	*2,596*	*▲ 20.5*	*1,582*	*488*	*370*	*156*	*117*
Oct-15	*58*	*▲ 7.9*	*43*	*10*	*4*	*1*	*6*	*3,306*	*▲ 10.1*	*2,453*	*456*	*329*	*67*	*127*
Nov-15	*70*	*37.3*	*54*	*11*	*5*	*0*	*6*	*3,822*	*14.9*	*3,025*	*548*	*248*	*0*	*300*

2-5 Chubu

	Detached House													
			numbers of transactions by transaction party							gross area of transactions by transaction party(㎡)				
	numbers of transactions	change compared to year-earlier month(%)	Individual→ Individual	Individual→ Private corporation	Private corporation → Individual	Private corporation → Private corporation	trend of transaction of Private corporation (buy-sell)	gross area of transactions (㎡)	change compared to year-earlier month(%)	Individual→ Individual	Individual→ Private corporation	Private corporation → Individual	Private corporation → Private corporation	trend of transaction of Private corporation (buy-sell)
Apr-08	1,492		918	280	257	23	23	384,750		228,237	73,634	69,935	10,081	3,699
May-08	1,561		970	300	264	24	37	435,533		258,659	97,575	66,555	12,058	31,252
Jun-08	1,538		934	284	284	31	0	448,458		245,508	82,594	78,085	41,259	4,508
Jul-08	1,673		1,015	336	285	33	51	455,659		268,043	90,513	82,520	13,144	7,993
Aug-08	1,403		843	276	251	28	26	403,567		214,082	90,148	68,847	12,186	21,636
Sep-08	1,472		909	297	240	22	57	445,326		257,814	92,836	67,299	16,135	25,537
Oct-08	1,549		962	269	286	27	▲ 15	412,194		247,871	73,913	75,008	14,280	▲ 383
Nov-08	1,413		875	255	260	21	▲ 5	398,946		234,565	67,809	82,533	13,604	▲ 14,724
Dec-08	1,656		1,011	307	305	30	2	454,146		264,466	84,829	93,463	10,678	▲ 8,634
Jan-09	1,175		714	250	177	24	76	342,963		182,788	69,757	58,256	28,970	12,816
Feb-09	1,214		729	207	257	17	▲ 50	322,897		177,828	57,943	76,504	9,778	▲ 18,560
Mar-09	1,885		1,199	311	347	21	▲ 37	482,951		288,669	87,795	93,082	10,519	▲ 5,625
Apr-09	1,513	1.4	943	232	313	22	▲ 81	408,579	6.2	250,204	62,293	82,955	12,132	▲ 20,661
May-09	1,308	▲ 16.2	797	232	254	21	▲ 21	384,396	▲ 11.7	215,512	87,981	67,324	12,091	20,998
Jun-09	1,590	3.4	971	262	323	31	▲ 61	431,597	▲ 3.8	248,711	77,130	82,271	22,442	▲ 5,141
Jul-09	1,634	▲ 2.3	991	298	320	24	▲ 22	458,043	0.5	264,189	87,833	92,348	12,680	▲ 4,515
Aug-09	1,424	1.5	858	256	279	26	▲ 22	399,403	▲ 1.0	237,786	74,770	71,444	13,510	3,991
Sep-09	1,440	▲ 2.2	886	263	260	28	4	422,974	▲ 5.0	253,091	80,322	73,757	14,712	6,755
Oct-09	1,474	▲ 4.8	893	282	276	19	5	414,010	0.4	244,499	78,817	78,037	9,442	▲ 275
Nov-09	1,556	10.1	978	269	284	22	▲ 15	419,666	5.2	266,423	71,842	74,945	5,826	▲ 3,102
Dec-09	1,698	2.5	1,020	340	316	19	25	450,575	▲ 0.8	261,561	91,354	86,746	9,568	5,310
Jan-10	1,145	▲ 2.6	676	242	194	24	49	299,788	▲ 12.6	172,425	69,177	50,221	5,576	19,187
Feb-10	1,327	9.3	791	257	251	16	8	363,830	12.7	204,207	69,400	74,023	12,997	▲ 3,875
Mar-10	2,022	7.3	1,273	359	349	31	9	533,845	10.5	315,534	98,133	90,252	27,625	7,547
Apr-10	1,589	5.0	981	293	294	18	▲ 1	415,164	1.6	249,199	84,692	73,715	6,478	10,977
May-10	1,339	2.4	792	275	250	19	25	366,667	▲ 4.6	204,337	88,737	67,097	5,378	21,640
Jun-10	1,533	▲ 3.6	950	271	292	19	▲ 21	439,631	1.9	254,435	84,144	91,769	9,128	▲ 7,625
Jul-10	1,588	▲ 2.8	954	306	300	27	6	479,402	4.7	275,443	87,857	95,558	20,335	▲ 7,701
Aug-10	1,365	▲ 4.1	816	296	221	31	76	390,865	▲ 2.1	220,706	84,595	69,713	15,582	15,151
Sep-10	1,514	5.1	888	293	294	34	0	443,272	4.8	253,102	80,607	84,967	23,125	▲ 3,872
Oct-10	1,449	▲ 1.7	901	270	258	19	11	392,711	▲ 5.1	240,119	73,960	69,851	7,839	3,167
Nov-10	1,474	▲ 5.3	864	328	246	31	84	422,185	0.6	232,820	101,665	75,318	10,153	27,796
Dec-10	1,636	▲ 3.7	1,036	300	276	21	24	450,220	▲ 0.1	277,846	94,646	64,943	11,997	29,702
Jan-11	1,014	▲ 11.4	634	219	144	16	75	293,219	▲ 2.2	161,664	65,023	36,518	29,688	28,505
Feb-11	1,251	▲ 5.7	761	262	202	23	61	356,571	▲ 2.0	201,833	76,842	60,352	16,672	16,676
Mar-11	1,828	▲ 9.6	1,139	343	308	34	35	498,258	▲ 6.7	292,209	95,650	85,725	23,233	9,878
Apr-11	1,418	▲ 10.8	903	264	225	22	40	413,900	▲ 0.3	229,031	90,652	83,651	8,978	7,718
May-11	1,316	▲ 1.7	819	251	232	13	19	346,869	▲ 5.4	211,000	67,140	65,023	3,339	2,117
Jun-11	1,565	2.1	944	309	282	29	27	437,853	▲ 0.4	254,509	85,754	83,662	13,695	2,093
Jul-11	1,413	▲ 11.0	858	277	256	15	22	383,619	▲ 20.0	232,874	73,007	68,696	7,223	4,787
Aug-11	1,353	▲ 0.9	853	262	209	28	53	371,081	▲ 5.1	228,794	69,500	54,607	17,906	14,893
Sep-11	1,439	▲ 5.0	900	256	263	18	▲ 6	430,923	▲ 2.8	272,925	77,896	71,825	7,395	6,662
Oct-11	1,384	▲ 4.5	817	277	269	19	8	382,027	▲ 2.7	228,221	72,978	70,338	9,974	2,640
Nov-11	1,405	▲ 4.7	884	264	234	22	30	378,684	▲ 10.3	232,046	71,901	61,924	12,630	9,977
Dec-11	1,661	1.5	1,052	314	264	28	51	501,693	11.4	301,949	101,094	81,533	15,728	20,011
Jan-12	1,068	5.3	684	208	159	12	49	295,278	0.7	178,574	62,095	47,419	5,545	14,676
Feb-12	1,222	▲ 2.3	739	264	186	30	78	332,997	▲ 6.6	188,400	81,821	48,229	13,855	33,592
Mar-12	1,821	▲ 0.4	1,140	321	325	32	▲ 3	500,436	0.4	292,917	84,074	93,165	29,649	▲ 8,850
Apr-12	1,328	▲ 6.3	839	252	210	27	42	376,566	▲ 9.0	223,302	69,057	56,160	28,048	12,897
May-12	1,369	4.0	869	269	214	16	55	378,372	9.1	231,219	77,807	61,558	7,617	16,249
Jun-12	1,506	▲ 3.8	922	296	267	20	29	409,339	▲ 6.5	244,356	78,055	75,038	11,016	3,017
Jul-12	1,536	8.7	950	302	265	17	37	439,284	14.5	257,222	89,629	78,565	12,422	11,064
Aug-12	1,404	3.8	855	288	237	19	51	409,940	10.5	234,488	93,554	65,085	15,017	28,470
Sep-12	1,373	▲ 4.6	847	273	232	18	42	390,542	▲ 9.4	236,941	82,471	61,216	8,901	21,479
Oct-12	1,440	4.0	878	274	267	20	8	413,135	8.1	259,735	76,340	68,235	8,160	8,770
Nov-12	1,547	10.1	986	289	251	20	38	455,222	20.2	279,150	91,930	64,668	19,263	27,263
Dec-12	1,692	1.9	1,079	288	301	22	▲ 13	486,838	▲ 3.0	296,715	92,332	86,235	10,645	6,098
Jan-13	1,088	1.9	663	234	162	19	73	304,712	3.2	175,607	75,507	38,501	9,077	37,289
Feb-13	1,255	2.7	770	248	212	20	37	340,966	2.4	188,439	83,602	58,837	8,381	24,949
Mar-13	1,845	1.3	1,163	359	291	29	68	505,490	1.0	297,203	113,780	74,485	18,725	39,294
Apr-13	1,509	13.6	985	265	235	22	31	429,111	14.0	268,986	70,006	77,785	11,178	▲ 7,408
May-13	1,428	4.3	927	259	218	22	41	468,495	23.8	321,870	78,451	52,823	14,870	25,627
Jun-13	1,549	2.9	979	277	265	26	13	443,670	8.4	262,627	79,831	80,043	20,561	146
Jul-13	1,643	7.0	1,066	302	251	22	52	512,798	16.7	325,472	90,610	79,175	16,952	11,683
Aug-13	1,422	1.3	897	292	213	18	79	409,794	▲ 0.0	254,538	82,931	60,289	11,052	22,642
Sep-13	1,405	2.3	899	260	214	30	47	413,666	5.9	251,607	89,656	52,612	19,068	37,435
Oct-13	1,495	3.8	965	295	208	22	87	438,443	6.1	277,502	100,041	50,570	8,685	49,471
Nov-13	1,486	▲ 3.9	919	313	227	27	86	406,713	▲ 10.7	241,872	85,873	65,775	13,192	20,097
Dec-13	1,753	3.6	1,118	332	270	31	63	501,928	3.1	303,991	94,720	78,238	23,674	17,494
Jan-14	1,123	3.2	693	249	161	19	89	294,187	▲ 3.5	167,148	75,122	43,452	6,774	33,360
Feb-14	1,292	2.9	803	268	208	9	60	339,344	▲ 0.5	205,729	74,516	54,095	2,664	20,421
Mar-14	2,135	15.7	1,373	357	371	31	▲ 13	609,127	20.5	343,635	119,256	112,946	30,746	6,837
Apr-14	1,342	▲ 11.1	818	302	197	22	104	381,882	▲ 11.0	225,529	86,203	53,293	6,582	24,649
May-14	1,276	▲ 10.6	798	253	201	22	53	375,717	▲ 19.8	217,850	87,724	54,374	14,595	33,913
Jun-14	1,465	▲ 5.4	907	295	247	16	48	435,500	▲ 1.8	259,745	100,485	65,208	10,062	35,277
Jul-14	1,585	▲ 3.5	989	290	277	29	13	461,168	▲ 10.1	270,259	92,577	77,689	20,642	14,888
Aug-14	1,356	▲ 4.6	873	254	210	17	44	396,987	▲ 3.1	244,523	85,731	59,194	6,279	26,537
Sep-14	1,373	▲ 2.3	828	290	235	18	54	399,006	▲ 3.5	233,904	85,743	71,032	7,703	14,256
Oct-14	1,430	▲ 4.3	865	292	246	25	46	410,241	▲ 6.4	247,659	85,069	63,979	12,998	21,090
Nov-14	1,416	▲ 4.7	837	293	258	25	36	421,939	3.7	246,729	93,280	69,117	11,993	24,276
Dec-14	1,674	▲ 4.5	1,038	330	279	26	52	488,625	▲ 2.7	292,574	100,180	79,065	16,409	21,512
Jan-15	987	▲ 12.1	563	231	166	17	72	296,191	0.7	164,196	76,492	44,347	7,650	34,724
Feb-15	1,323	2.4	812	284	202	23	82	395,478	16.5	236,092	79,074	53,893	25,852	25,181
Mar-15	1,847	▲ 13.5	1,143	382	283	33	101	516,668	▲ 15.2	309,399	110,796	69,935	20,150	42,463
Apr-15	1,572	17.1	949	341	263	15	79	431,289	12.9	250,350	89,826	73,169	17,178	16,887
May-15	1,354	6.1	848	251	233	21	18	398,325	6.0	246,407	69,235	68,634	13,653	601
Jun-15	1,633	11.5	1,022	317	266	28	51	495,618	13.8	309,760	92,294	74,561	19,004	17,733
Jul-15	1,684	6.2	1,035	346	266	36	80	519,244	12.6	300,420	111,228	84,054	23,209	27,174
Aug-15	1,424	5.0	871	314	224	14	90	411,232	3.6	244,477	102,384	57,714	6,465	44,669
Sep-15	*1,481*	*7.9*	*927*	*286*	*248*	*19*	*39*	*437,014*	*9.5*	*275,119*	*80,131*	*73,955*	*7,634*	*6,352*
Oct-15	*1,567*	*9.6*	*958*	*339*	*237*	*24*	*102*	*437,014*	*6.5*	*265,315*	*93,432*	*65,105*	*9,980*	*28,327*
Nov-15	*1,521*	*7.4*	*963*	*309*	*229*	*19*	*81*	*437,431*	*3.7*	*288,354*	*87,696*	*55,837*	*5,078*	*32,326*

2-5 Chubu

	Condominiums													
			numbers of transactions by transaction party							gross area of transactions by transaction party(㎡)				
	numbers of transactions	change compared to year-earlier month(%)	Individual→ Individual	Individual→ Private corporation	Private corporation → Individual	Private corporation → Private corporation	trend of transaction of Private corporation (buy-sell)	gross area of transactions (㎡)	change compared to year-earlier month(%)	Individual→ Individual	Individual→ Private corporation	Private corporation → Individual	Private corporation → Private corporation	trend of transaction of Private corporation (buy-sell)
Apr-08	864		532	151	157	24	▲ 6	58,586		37,337	9,717	10,250	1,282	▲ 533
May-08	801		440	116	197	48	▲ 81	51,854		30,503	7,472	11,492	2,387	▲ 4,019
Jun-08	810		382	123	288	17	▲ 165	56,308		26,689	8,117	20,371	1,131	▲ 12,254
Jul-08	771		475	121	156	19	▲ 35	52,765		32,358	8,493	10,816	1,098	▲ 2,323
Aug-08	707		425	112	146	24	▲ 34	48,257		29,716	7,249	10,030	1,262	▲ 2,781
Sep-08	648		385	95	151	17	▲ 56	44,046		26,617	6,359	10,122	948	▲ 3,764
Oct-08	738		433	118	177	10	▲ 59	52,007		30,558	8,065	12,743	642	▲ 4,677
Nov-08	633		362	113	142	16	▲ 29	43,900		25,126	7,901	9,851	1,021	▲ 1,951
Dec-08	724		413	124	167	20	▲ 43	50,264		28,908	8,271	11,500	1,584	▲ 3,230
Jan-09	572		315	107	145	5	▲ 38	39,778		22,005	7,387	10,132	254	▲ 2,746
Feb-09	670		362	90	204	14	▲ 114	45,925		25,139	6,210	13,691	886	▲ 7,481
Mar-09	1,125		670	120	322	13	▲ 202	80,093		47,887	8,257	23,137	812	▲ 14,881
Apr-09	782	▲ 9.5	474	84	208	16	▲ 124	54,053	▲ 7.7	33,154	5,374	14,602	923	▲ 9,229
May-09	627	▲ 21.7	372	96	153	6	▲ 57	43,242	▲ 16.6	25,526	6,918	10,556	243	▲ 3,638
Jun-09	756	▲ 6.7	453	110	183	10	▲ 73	51,759	▲ 8.1	31,143	7,558	12,547	512	▲ 4,989
Jul-09	773	0.3	464	111	188	10	▲ 77	53,530	1.5	32,628	7,366	13,013	522	▲ 5,647
Aug-09	625	▲ 11.6	378	86	156	5	▲ 70	44,503	▲ 7.8	26,841	5,987	11,097	578	▲ 5,110
Sep-09	655	1.1	394	101	151	9	▲ 50	45,075	2.3	27,062	7,005	10,503	504	▲ 3,498
Oct-09	724	▲ 1.9	388	97	229	10	▲ 132	49,980	▲ 3.9	25,909	6,506	16,776	789	▲ 10,270
Nov-09	730	15.3	424	100	194	12	▲ 94	50,479	15.0	29,390	6,850	13,665	574	▲ 6,815
Dec-09	768	6.1	441	138	176	13	▲ 38	52,868	5.2	30,200	9,541	12,248	879	▲ 2,707
Jan-10	609	6.5	372	114	116	7	▲ 2	42,272	6.3	26,157	8,018	7,740	357	278
Feb-10	667	▲ 0.4	371	109	171	15	▲ 62	45,050	▲ 1.9	25,308	7,400	11,433	847	▲ 4,033
Mar-10	1,178	4.7	767	146	251	14	▲ 105	82,524	3.0	54,383	9,825	17,320	995	▲ 7,495
Apr-10	939	20.1	562	125	243	9	▲ 118	61,344	13.5	38,625	8,608	13,722	389	▲ 5,114
May-10	679	8.3	401	96	167	15	▲ 71	45,348	4.9	27,343	6,422	11,005	578	▲ 4,582
Jun-10	689	▲ 8.9	401	96	184	8	▲ 88	46,569	▲ 10.0	27,360	6,424	12,285	500	▲ 5,861
Jul-10	807	4.4	484	146	165	12	▲ 19	54,942	2.6	33,225	9,691	11,309	717	▲ 1,619
Aug-10	651	4.2	369	134	132	16	2	44,823	0.7	25,567	9,052	9,162	1,042	▲ 111
Sep-10	704	7.5	400	130	155	19	▲ 25	48,446	7.5	27,189	8,998	10,879	1,380	▲ 1,881
Oct-10	701	▲ 3.2	406	132	152	11	▲ 20	47,521	▲ 4.9	27,289	9,037	10,569	627	▲ 1,532
Nov-10	732	0.3	412	138	169	13	▲ 31	50,267	▲ 0.4	28,235	9,786	11,480	766	▲ 1,694
Dec-10	809	5.3	468	155	174	12	▲ 19	54,945	3.9	31,784	10,478	11,959	724	▲ 1,481
Jan-11	585	▲ 3.9	365	100	114	6	▲ 14	39,645	▲ 6.2	24,437	6,910	7,949	349	▲ 1,040
Feb-11	622	▲ 6.7	357	111	142	12	▲ 31	41,845	▲ 7.1	23,971	7,477	9,576	821	▲ 2,099
Mar-11	1,134	▲ 3.7	748	163	210	13	▲ 47	78,759	▲ 4.6	52,012	11,170	14,830	747	▲ 3,660
Apr-11	710	▲ 24.4	468	95	140	7	▲ 45	49,382	▲ 19.5	32,402	6,502	10,080	398	▲ 3,578
May-11	649	▲ 4.4	382	131	125	10	6	45,371	0.1	26,497	9,154	9,088	573	66
Jun-11	733	6.4	426	126	139	42	▲ 13	47,980	3.0	28,693	8,183	9,923	1,181	▲ 1,740
Jul-11	677	▲ 16.1	416	132	118	11	14	45,839	▲ 16.6	27,784	8,777	8,672	605	105
Aug-11	716	10.0	394	146	168	8	▲ 22	48,191	7.5	26,546	9,726	11,323	595	▲ 1,597
Sep-11	719	2.1	381	140	184	14	▲ 44	49,015	1.2	26,440	9,642	11,954	979	▲ 2,312
Oct-11	674	▲ 3.9	354	141	166	13	▲ 25	44,791	▲ 5.7	24,282	9,640	10,139	730	▲ 500
Nov-11	721	▲ 1.5	417	133	156	15	▲ 23	48,210	▲ 4.1	28,399	8,716	10,232	864	▲ 1,516
Dec-11	773	▲ 4.4	452	122	189	10	▲ 67	53,125	▲ 3.3	31,543	8,565	12,389	629	▲ 3,824
Jan-12	549	▲ 6.2	312	97	126	14	▲ 29	37,302	▲ 5.9	21,331	6,450	8,627	895	▲ 2,177
Feb-12	705	13.3	397	134	165	9	▲ 31	47,214	12.8	26,606	8,504	11,464	641	▲ 2,960
Mar-12	1,022	▲ 9.9	644	143	219	16	▲ 76	70,172	▲ 10.9	44,646	9,429	15,165	932	▲ 5,736
Apr-12	793	11.7	500	135	149	9	▲ 14	54,422	10.2	35,187	9,057	9,865	312	▲ 808
May-12	720	10.9	410	115	168	27	▲ 53	46,219	1.9	27,732	7,401	9,747	1,339	▲ 2,346
Jun-12	769	4.9	414	171	167	17	4	50,404	5.1	28,037	10,843	10,493	1,031	350
Jul-12	823	21.6	496	143	164	20	▲ 21	55,681	21.5	34,348	9,498	10,837	998	▲ 1,338
Aug-12	740	3.4	402	152	165	21	▲ 13	49,864	3.5	27,937	9,653	11,627	647	▲ 1,974
Sep-12	664	▲ 7.6	389	105	154	16	▲ 49	45,639	▲ 6.9	27,220	6,879	10,665	875	▲ 3,786
Oct-12	714	5.9	415	117	162	20	▲ 45	48,605	8.5	28,944	7,841	10,898	922	▲ 3,057
Nov-12	735	1.9	458	106	156	15	▲ 50	49,117	1.9	31,176	6,721	10,642	578	▲ 3,922
Dec-12	765	▲ 1.0	470	117	162	16	▲ 45	52,484	▲ 1.2	33,043	7,616	10,887	938	▲ 3,272
Jan-13	559	1.8	313	109	125	12	▲ 16	37,660	1.0	21,744	7,155	8,276	485	▲ 1,121
Feb-13	711	0.9	447	88	154	22	▲ 66	47,495	0.6	30,323	5,806	10,185	1,182	▲ 4,379
Mar-13	1,140	11.5	734	175	213	18	▲ 38	77,363	10.2	51,894	10,417	14,124	927	▲ 3,707
Apr-13	849	7.1	545	143	148	13	▲ 5	57,566	5.8	37,780	9,407	9,496	883	▲ 89
May-13	769	6.8	487	118	143	21	▲ 25	51,944	12.4	33,113	7,759	9,636	1,436	▲ 1,877
Jun-13	748	▲ 2.7	443	116	166	23	▲ 50	49,106	▲ 2.6	30,244	7,049	10,492	1,321	▲ 3,443
Jul-13	916	11.3	575	143	177	21	▲ 34	61,626	10.7	39,958	9,322	11,390	956	▲ 2,068
Aug-13	701	▲ 5.3	424	127	133	17	▲ 6	46,484	▲ 6.8	29,364	8,272	8,101	748	171
Sep-13	769	15.8	474	103	175	17	▲ 72	50,925	11.6	32,081	6,642	11,391	811	▲ 4,749
Oct-13	764	7.0	472	140	137	15	3	50,348	3.6	31,833	9,595	8,409	511	1,186
Nov-13	842	14.6	496	133	193	20	▲ 60	54,866	11.7	33,952	9,291	10,490	1,133	▲ 1,198
Dec-13	799	4.4	491	136	148	22	▲ 12	54,135	3.1	34,525	8,784	9,746	965	▲ 962
Jan-14	662	18.4	398	117	135	12	▲ 18	43,901	16.6	27,517	7,501	8,375	508	▲ 874
Feb-14	772	8.6	502	119	136	15	▲ 17	52,395	10.3	34,704	7,744	9,220	727	▲ 1,476
Mar-14	1,293	13.4	831	152	291	19	▲ 139	88,109	13.9	58,413	10,109	18,464	1,124	▲ 8,355
Apr-14	728	▲ 14.3	464	137	105	22	32	48,904	▲ 15.0	32,110	8,891	6,786	1,117	2,105
May-14	663	▲ 13.8	416	123	103	21	20	44,129	▲ 15.0	28,650	7,664	6,684	1,131	980
Jun-14	736	▲ 1.6	437	146	133	20	13	49,253	0.3	30,251	9,632	8,303	1,068	1,330
Jul-14	846	▲ 7.6	509	147	178	12	▲ 31	58,434	▲ 5.2	35,866	10,185	11,676	707	▲ 1,491
Aug-14	716	2.1	402	140	155	19	▲ 15	46,710	0.5	27,336	9,120	9,348	907	▲ 228
Sep-14	734	▲ 4.6	416	155	147	16	8	48,847	▲ 4.1	28,757	10,146	8,958	986	1,188
Oct-14	794	3.9	440	151	180	23	▲ 29	53,035	5.3	30,483	10,011	11,202	1,339	▲ 1,191
Nov-14	694	▲ 17.6	403	139	139	13	0	45,937	▲ 16.3	27,454	8,951	8,877	655	73
Dec-14	815	2.0	483	153	163	16	▲ 10	56,022	3.5	33,968	10,211	10,815	1,028	▲ 604
Jan-15	647	▲ 2.3	372	137	125	13	12	43,223	▲ 1.5	25,582	9,242	7,558	841	1,684
Feb-15	713	▲ 7.6	392	139	160	22	▲ 21	47,873	▲ 8.6	26,781	9,782	10,434	877	▲ 651
Mar-15	1,225	▲ 5.3	694	204	302	25	▲ 98	86,146	▲ 2.2	49,742	13,608	21,141	1,655	▲ 7,533
Apr-15	881	21.0	548	175	136	22	39	60,272	23.2	37,852	11,668	9,386	1,367	2,282
May-15	707	6.6	430	133	132	12	1	47,354	7.3	29,551	8,453	8,842	508	▲ 389
Jun-15	822	11.7	470	182	155	15	27	55,304	12.3	32,039	11,830	10,429	1,006	1,401
Jul-15	937	10.8	522	189	208	18	▲ 19	61,376	5.0	34,613	12,336	13,344	1,084	▲ 1,008
Aug-15	812	13.4	464	163	170	15	▲ 7	55,269	18.3	32,229	11,057	11,111	873	▲ 53
Sep-15	*788*	*7.4*	*434*	*175*	*162*	*17*	*13*	*53,754*	*10.0*	*30,414*	*11,673*	*10,668*	*998*	*1,005*
Oct-15	*768*	*▲ 3.3*	*413*	*180*	*161*	*12*	*19*	*52,066*	*▲ 1.8*	*28,771*	*12,137*	*10,412*	*636*	*1,725*
Nov-15	*768*	*10.7*	*417*	*166*	*164*	*20*	*2*	*52,191*	*13.6*	*28,683*	*11,075*	*11,143*	*1,232*	*▲ 68*

	Detached House													
			numbers of transactions by transaction party							gross area of transactions by transaction party(㎡)				
	numbers of transactions	change compared to year-earlier month(%)	Individual→ Individual	Individual→ Private corporation	Private corporation → Individual	Private corporation → Private corporation	trend of transaction of Private corporation (buy-sell)	gross area of transactions (㎡)	change compared to year-earlier month(%)	Individual→ Individual	Individual→ Private corporation	Private corporation → Individual	Private corporation → Private corporation	trend of transaction of Private corporation (buy-sell)
Apr-08	2,971		1,810	593	510	55	85	458,272		275,388	92,059	73,025	17,025	19,596
May-08	2,847		1,742	579	478	46	101	426,402		253,508	88,398	74,249	10,056	14,149
Jun-08	2,880		1,814	509	485	65	24	458,346		283,257	88,827	72,611	12,099	16,216
Jul-08	3,043		1,883	575	524	55	51	478,324		290,355	98,447	74,989	13,150	23,458
Aug-08	2,683		1,728	497	406	47	92	403,251		256,751	78,903	55,156	8,646	25,472
Sep-08	2,624		1,642	502	431	46	72	417,835		258,909	76,636	64,779	17,211	11,895
Oct-08	2,920		1,879	503	497	38	6	464,740		301,767	81,308	72,450	8,502	8,857
Nov-08	2,582		1,630	502	423	25	79	385,691		250,009	75,279	56,498	3,639	18,781
Dec-08	2,855		1,811	515	478	48	37	599,174		279,304	232,368	72,019	14,594	160,349
Jan-09	2,160		1,302	480	347	27	133	359,845		210,981	72,604	58,079	17,606	14,525
Feb-09	2,318		1,373	447	450	44	▲ 1	357,986		211,468	65,993	69,085	10,385	▲ 2,236
Mar-09	3,746		2,437	541	678	44	▲ 137	572,134		369,331	82,845	98,328	11,968	▲ 15,534
Apr-09	2,998	0.9	1,887	512	553	44	▲ 41	458,977	0.2	287,772	77,016	84,311	9,276	▲ 7,295
May-09	2,580	▲ 9.4	1,610	444	485	36	▲ 41	400,472	▲ 6.1	242,138	71,617	66,189	19,451	5,428
Jun-09	3,101	7.7	1,945	547	559	49	▲ 12	485,754	6.0	296,740	81,879	83,139	23,896	▲ 1,261
Jul-09	3,121	2.6	1,970	593	505	43	88	460,979	▲ 3.6	289,607	93,409	65,695	10,139	27,443
Aug-09	2,594	▲ 3.3	1,644	498	408	43	90	395,250	▲ 2.0	248,309	82,098	56,735	8,056	25,363
Sep-09	2,773	5.7	1,677	578	457	55	122	473,081	13.2	293,873	86,132	66,188	25,696	20,056
Oct-09	2,744	▲ 6.0	1,651	572	482	34	90	436,808	▲ 6.0	251,850	99,135	74,139	10,699	24,996
Nov-09	2,899	12.3	1,761	525	485	38	40	469,368	21.7	277,870	86,701	72,402	10,972	14,299
Dec-09	3,024	5.9	1,831	606	516	64	91	480,506	▲ 19.8	281,923	97,288	81,425	17,396	17,090
Jan-10	2,116	▲ 2.0	1,280	474	329	32	145	329,259	▲ 8.5	200,829	72,961	45,609	9,647	27,353
Feb-10	2,480	7.0	1,526	494	420	40	74	375,993	5.0	230,292	73,988	58,556	13,156	15,432
Mar-10	3,646	▲ 2.7	2,316	705	562	61	143	570,326	▲ 0.3	350,535	117,382	82,669	17,134	33,979
Apr-10	2,888	▲ 3.7	1,848	523	464	44	59	455,834	▲ 0.7	282,110	84,852	73,423	9,813	11,429
May-10	2,610	1.2	1,611	538	422	39	116	429,374	7.2	253,656	102,979	65,207	7,533	37,772
Jun-10	2,918	▲ 5.9	1,723	606	528	59	78	471,592	▲ 2.9	281,176	100,527	74,433	15,187	26,094
Jul-10	2,931	▲ 6.1	1,783	663	432	48	231	465,389	1.0	274,303	108,056	65,151	16,653	42,905
Aug-10	2,573	▲ 0.8	1,492	622	408	50	214	406,595	2.9	233,287	102,397	57,780	13,005	44,617
Sep-10	2,799	0.9	1,666	599	460	65	140	450,954	▲ 4.7	264,470	100,080	68,356	16,518	31,807
Oct-10	2,729	▲ 0.5	1,618	617	432	58	188	424,915	▲ 2.7	250,566	98,672	59,948	15,266	38,960
Nov-10	2,784	▲ 4.0	1,642	600	471	67	130	441,462	▲ 5.9	250,286	90,561	75,615	24,250	15,381
Dec-10	3,046	0.7	1,918	599	477	50	122	501,281	4.3	301,043	105,057	69,180	25,724	35,877
Jan-11	2,029	▲ 4.1	1,157	539	298	30	242	324,156	▲ 1.5	179,682	90,789	43,954	8,733	47,287
Feb-11	2,290	▲ 7.7	1,294	536	413	43	125	363,370	▲ 3.4	197,331	89,728	63,334	12,181	26,657
Mar-11	3,881	6.4	2,390	828	599	58	230	614,334	7.7	371,063	126,308	97,817	18,257	28,649
Apr-11	2,733	▲ 5.4	1,615	598	463	55	136	446,698	▲ 2.0	263,085	97,515	63,432	19,677	36,862
May-11	2,701	3.5	1,611	618	416	55	202	416,415	▲ 3.0	244,251	91,541	62,200	18,034	29,341
Jun-11	2,985	2.3	1,739	653	536	53	118	475,593	0.8	277,797	106,013	77,253	13,224	29,011
Jul-11	2,679	▲ 8.6	1,563	645	428	41	217	440,444	▲ 5.4	242,056	121,717	68,025	8,174	53,692
Aug-11	2,520	▲ 2.1	1,471	594	406	41	188	380,142	▲ 6.5	222,252	91,622	56,340	8,331	35,282
Sep-11	2,727	▲ 2.6	1,521	673	484	42	190	433,040	▲ 4.0	245,748	106,795	70,476	8,360	36,436
Oct-11	2,521	▲ 7.6	1,428	621	436	35	185	401,325	▲ 5.6	227,261	102,849	63,197	7,822	39,652
Nov-11	2,752	▲ 1.1	1,621	630	454	46	176	428,965	▲ 2.8	250,679	97,463	64,835	15,782	32,628
Dec-11	3,062	0.5	1,737	701	555	67	146	491,412	▲ 2.0	282,722	113,683	78,293	16,278	35,390
Jan-12	2,072	2.1	1,205	530	310	24	220	326,034	0.6	193,333	80,807	45,434	5,959	35,373
Feb-12	2,393	4.5	1,377	542	439	35	103	362,827	▲ 0.1	205,031	92,968	56,687	8,141	36,281
Mar-12	3,624	▲ 6.6	2,172	771	606	67	166	572,609	▲ 6.8	333,404	133,311	83,544	20,160	49,932
Apr-12	2,670	▲ 2.3	1,558	592	466	52	126	399,316	▲ 10.6	225,614	88,545	69,059	11,254	19,485
May-12	2,704	0.1	1,604	627	434	39	193	404,843	▲ 2.8	242,853	95,713	57,781	8,496	37,932
Jun-12	2,817	▲ 5.6	1,538	701	512	64	189	443,780	▲ 6.7	237,100	114,952	71,301	19,710	43,651
Jul-12	2,816	5.1	1,724	622	423	45	199	450,200	2.2	257,775	115,160	61,653	13,270	53,506
Aug-12	2,595	3.0	1,470	632	457	34	176	417,548	9.8	225,793	106,879	68,360	15,748	39,068
Sep-12	2,648	▲ 2.9	1,459	637	482	67	155	420,742	▲ 2.8	224,281	114,331	65,512	16,321	48,819
Oct-12	2,819	11.8	1,548	703	504	58	200	459,773	14.6	250,261	114,519	72,542	21,016	42,253
Nov-12	2,821	2.5	1,632	640	499	47	142	428,612	▲ 0.1	251,155	95,599	70,353	10,898	25,471
Dec-12	2,914	▲ 4.8	1,654	670	522	55	150	476,757	▲ 3.0	261,334	115,784	73,467	11,614	54,781
Jan-13	2,093	1.0	1,204	531	311	41	220	342,589	5.1	194,474	94,498	42,916	9,443	51,582
Feb-13	2,396	0.1	1,412	543	400	36	143	370,422	2.1	211,889	96,140	53,571	7,902	42,569
Mar-13	3,690	1.8	2,153	800	666	66	137	585,924	2.3	337,770	131,528	93,349	22,093	39,263
Apr-13	2,820	5.6	1,672	626	475	46	151	450,627	12.8	263,289	103,603	67,453	16,073	36,150
May-13	2,808	3.8	1,654	634	476	43	158	442,126	9.2	250,261	106,466	75,341	9,914	31,125
Jun-13	2,924	3.8	1,663	724	470	64	256	444,445	0.1	255,476	111,202	64,622	10,915	48,600
Jul-13	2,816	0.0	1,653	640	468	54	172	451,741	0.3	256,457	106,806	64,937	23,469	41,869
Aug-13	2,620	1.0	1,497	657	404	57	255	411,389	▲ 1.5	235,663	104,327	54,531	15,570	50,453
Sep-13	2,699	1.9	1,503	724	421	48	303	448,950	6.7	244,207	122,907	68,169	13,053	54,739
Oct-13	2,815	▲ 0.1	1,536	775	438	62	338	436,970	▲ 5.0	237,695	119,788	68,441	10,414	51,546
Nov-13	2,818	▲ 0.1	1,646	708	401	59	307	456,239	6.4	264,243	107,812	60,472	23,008	47,340
Dec-13	3,056	4.9	1,700	772	506	76	265	492,107	3.2	268,109	129,773	76,439	13,604	53,275
Jan-14	2,164	3.4	1,251	577	297	37	280	355,656	3.8	200,483	95,689	46,183	12,809	49,506
Feb-14	2,607	8.8	1,477	658	436	35	222	399,035	7.7	223,029	102,880	63,349	9,622	39,531
Mar-14	4,158	12.7	2,495	920	676	62	244	695,955	18.8	395,338	155,408	103,594	16,408	52,028
Apr-14	2,535	▲ 10.1	1,458	607	401	65	206	397,271	▲ 11.8	226,320	94,698	58,894	16,335	35,804
May-14	2,588	▲ 7.8	1,459	673	397	57	276	403,848	▲ 8.7	231,316	100,120	56,989	15,055	43,131
Jun-14	2,776	▲ 5.1	1,539	685	486	63	199	435,549	▲ 2.0	242,077	107,706	69,282	16,042	38,424
Jul-14	2,766	▲ 1.8	1,542	733	434	53	299	444,421	▲ 1.6	239,893	118,086	61,610	23,616	56,477
Aug-14	2,345	▲ 10.5	1,258	635	400	51	236	375,482	▲ 8.7	200,957	97,162	61,694	15,409	35,729
Sep-14	2,617	▲ 3.0	1,386	699	457	73	242	430,922	▲ 4.0	221,136	124,256	69,040	16,069	55,216
Oct-14	2,709	▲ 3.8	1,464	715	455	70	260	426,198	▲ 2.5	226,020	117,383	64,893	16,950	52,491
Nov-14	2,576	▲ 8.6	1,472	651	409	41	242	408,575	▲ 10.4	226,997	109,457	58,810	11,757	50,648
Dec-14	3,195	4.5	1,758	874	490	72	384	550,166	11.8	296,308	155,630	77,603	20,399	78,027
Jan-15	2,104	▲ 2.8	1,157	592	314	40	278	333,862	▲ 6.1	182,072	97,653	46,641	7,274	51,012
Feb-15	2,409	▲ 7.6	1,331	593	414	61	181	406,058	1.8	226,327	94,732	55,349	25,465	40,524
Mar-15	3,757	▲ 9.6	2,085	961	593	73	368	603,050	▲ 13.3	335,667	161,814	78,447	18,074	83,367
Apr-15	2,925	15.4	1,679	729	473	43	256	453,031	14.0	261,416	107,526	74,276	9,482	33,250
May-15	2,708	4.6	1,495	699	444	68	255	430,633	6.6	233,567	122,471	61,887	12,165	60,584
Jun-15	3,126	12.6	1,738	746	561	78	186	521,078	19.6	288,554	116,017	85,559	28,393	32,583
Jul-15	3,093	11.8	1,701	807	518	65	289	488,332	9.9	272,025	127,286	75,641	11,809	51,644
Aug-15	2,588	10.4	1,427	667	430	59	237	411,254	9.5	227,063	110,584	57,445	15,266	53,140
Sep-15	*2,831*	*8.2*	*1,550*	*751*	*453*	*73*	*298*	*462,014*	*7.2*	*264,004*	*120,461*	*61,204*	*15,569*	*59,257*
Oct-15	*2,710*	*0.0*	*1,414*	*757*	*471*	*64*	*287*	*439,567*	*3.1*	*243,488*	*117,433*	*68,251*	*9,569*	*49,405*
Nov-15	*2,978*	*15.6*	*1,624*	*809*	*480*	*65*	*329*	*453,495*	*11.0*	*253,591*	*122,642*	*69,027*	*8,234*	*53,615*

	Condominiums													
			numbers of transactions by transaction party							gross area of transactions by transaction party(㎡)				
	numbers of transactions	change compared to year-earlier month(%)	Individual→ Individual	Individual→ Private corporation	Private corporation → Individual	Private corporation → Private corporation	trend of transaction of Private corporation (buy-sell)	gross area of transactions (㎡)	change compared to year-earlier month(%)	Individual→ Individual	Individual→ Private corporation	Private corporation → Individual	Private corporation → Private corporation	trend of transaction of Private corporation (buy-sell)
Apr-08	2,688		1,738	353	553	44	▲ 200	169,432		114,693	20,690	31,533	2,517	▲ 10,843
May-08	2,453		1,548	350	510	45	▲ 160	153,782		101,352	21,064	28,455	2,911	▲ 7,392
Jun-08	2,516		1,537	327	600	51	▲ 273	157,313		100,382	19,401	33,954	3,503	▲ 14,554
Jul-08	2,677		1,652	366	599	60	▲ 233	170,265		108,532	22,607	35,467	3,659	▲ 12,859
Aug-08	2,425		1,377	314	620	62	▲ 306	153,195		91,832	19,155	35,318	3,692	▲ 16,163
Sep-08	2,330		1,340	328	623	39	▲ 295	147,739		88,784	19,647	36,876	2,433	▲ 17,229
Oct-08	2,577		1,491	362	663	60	▲ 301	163,517		97,602	21,831	40,604	3,405	▲ 18,773
Nov-08	2,308		1,405	327	541	34	▲ 214	147,886		92,232	19,991	33,699	1,890	▲ 13,708
Dec-08	2,759		1,492	451	658	158	▲ 207	174,774		97,854	26,468	39,913	10,539	▲ 13,445
Jan-09	2,083		1,072	335	611	63	▲ 274	135,439		71,825	20,396	39,055	4,013	▲ 18,510
Feb-09	2,324		1,311	312	646	54	▲ 334	148,386		86,274	18,274	40,230	3,516	▲ 21,956
Mar-09	3,758		2,302	385	999	72	▲ 614	248,392		156,842	24,127	62,971	4,452	▲ 38,844
Apr-09	2,807	4.4	1,601	349	812	45	▲ 463	179,276	5.8	105,354	20,649	50,513	2,760	▲ 29,865
May-09	2,326	▲ 5.2	1,358	259	674	35	▲ 415	147,415	▲ 4.1	88,769	15,752	40,975	1,918	▲ 25,223
Jun-09	2,816	11.9	1,559	368	826	63	▲ 458	177,047	12.5	102,470	21,276	50,257	3,044	▲ 28,981
Jul-09	2,997	12.0	1,633	407	872	84	▲ 464	189,427	11.3	108,081	23,224	53,612	4,462	▲ 30,340
Aug-09	2,803	15.6	1,346	324	1,023	110	▲ 699	180,470	17.8	87,884	19,789	66,402	6,395	▲ 46,613
Sep-09	2,984	28.1	1,448	719	735	81	▲ 15	186,623	26.3	96,415	41,694	43,990	4,445	▲ 2,218
Oct-09	2,697	4.7	1,538	366	752	41	▲ 386	168,968	3.3	99,880	22,459	44,571	2,059	▲ 22,112
Nov-09	2,869	24.3	1,550	327	943	48	▲ 616	185,891	25.7	103,031	20,712	59,568	2,515	▲ 38,856
Dec-09	2,872	4.1	1,535	364	906	66	▲ 541	181,896	4.1	101,412	21,442	55,091	3,887	▲ 33,585
Jan-10	2,099	0.8	1,188	323	537	51	▲ 214	133,049	▲ 1.8	77,471	19,608	33,075	2,894	▲ 13,468
Feb-10	2,464	6.0	1,310	344	750	60	▲ 406	153,290	3.3	86,081	20,395	43,846	2,967	▲ 23,451
Mar-10	3,911	4.1	2,325	451	1,006	67	▲ 555	251,125	1.1	156,186	26,848	60,860	3,683	▲ 34,012
Apr-10	2,921	4.1	1,718	403	741	59	▲ 338	182,990	2.1	112,171	24,222	43,475	3,122	▲ 19,253
May-10	2,424	4.2	1,421	310	660	33	▲ 350	151,869	3.0	92,565	18,855	38,618	1,830	▲ 19,763
Jun-10	2,931	4.1	1,524	381	953	73	▲ 572	183,326	3.5	100,169	22,370	56,375	4,412	▲ 34,005
Jul-10	2,828	▲ 5.6	1,658	390	737	42	▲ 347	178,130	▲ 6.0	108,737	23,262	43,644	2,443	▲ 20,382
Aug-10	2,487	▲ 11.3	1,353	389	694	51	▲ 305	156,041	▲ 13.5	89,869	22,731	40,376	3,065	▲ 17,644
Sep-10	2,819	▲ 5.5	1,429	397	896	97	▲ 499	172,801	▲ 7.4	92,988	23,596	50,872	5,345	▲ 27,276
Oct-10	2,557	▲ 5.2	1,377	419	706	54	▲ 286	155,508	▲ 8.0	89,118	25,011	37,703	3,613	▲ 12,629
Nov-10	2,680	▲ 6.6	1,469	444	711	56	▲ 267	164,171	▲ 11.7	95,300	26,121	39,468	3,282	▲ 13,347
Dec-10	2,892	0.7	1,527	424	872	69	▲ 448	179,230	▲ 1.5	98,997	24,943	51,495	3,795	▲ 26,552
Jan-11	2,038	▲ 2.9	1,113	351	527	47	▲ 176	125,519	▲ 5.7	71,599	21,039	30,411	2,471	▲ 9,372
Feb-11	2,642	7.2	1,378	405	797	62	▲ 392	164,155	7.1	88,290	24,006	48,081	3,778	▲ 24,075
Mar-11	4,043	3.4	2,395	592	999	57	▲ 407	258,434	2.9	160,198	36,067	58,635	3,534	▲ 22,567
Apr-11	2,639	▲ 9.7	1,529	444	623	43	▲ 179	161,600	▲ 11.7	99,285	25,830	34,028	2,457	▲ 8,198
May-11	2,412	▲ 0.5	1,405	414	548	45	▲ 134	148,583	▲ 2.2	90,878	24,916	30,139	2,650	▲ 5,223
Jun-11	2,862	▲ 2.4	1,586	505	717	54	▲ 212	174,838	▲ 4.6	101,464	30,198	39,966	3,210	▲ 9,769
Jul-11	2,559	▲ 9.5	1,432	438	637	52	▲ 199	157,235	▲ 11.7	93,301	25,740	35,412	2,781	▲ 9,672
Aug-11	2,616	5.2	1,341	471	620	184	▲ 149	156,200	0.1	87,415	27,966	35,286	5,533	▲ 7,320
Sep-11	2,657	▲ 5.7	1,387	463	748	59	▲ 285	164,191	▲ 5.0	91,237	27,728	41,968	3,258	▲ 14,239
Oct-11	2,568	0.4	1,360	475	674	59	▲ 199	154,228	▲ 0.8	87,411	27,235	36,719	2,862	▲ 9,484
Nov-11	2,551	▲ 4.8	1,402	436	653	60	▲ 217	155,514	▲ 5.3	91,467	25,700	35,020	3,326	▲ 9,320
Dec-11	2,807	▲ 2.9	1,455	524	730	98	▲ 206	169,189	▲ 5.6	95,120	30,572	38,681	4,815	▲ 8,110
Jan-12	1,974	▲ 3.1	1,101	375	453	45	▲ 78	120,737	▲ 3.8	71,598	21,773	24,959	2,408	▲ 3,186
Feb-12	2,495	▲ 5.6	1,348	406	685	56	▲ 279	153,583	▲ 6.4	88,267	22,652	39,784	2,879	▲ 17,132
Mar-12	3,777	▲ 6.6	2,188	569	907	113	▲ 338	242,425	▲ 6.2	147,692	33,971	54,301	6,461	▲ 20,330
Apr-12	2,765	4.8	1,659	471	580	55	▲ 109	171,692	6.2	108,644	27,146	33,096	2,807	▲ 5,950
May-12	2,574	6.7	1,424	506	586	58	▲ 80	158,389	6.6	92,761	28,748	33,473	3,406	▲ 4,725
Jun-12	2,697	▲ 5.8	1,457	546	628	66	▲ 82	165,524	▲ 5.3	94,805	31,245	35,726	3,749	▲ 4,481
Jul-12	2,631	2.8	1,504	482	580	65	▲ 98	162,263	3.2	99,076	27,938	32,046	3,202	▲ 4,108
Aug-12	2,552	▲ 2.4	1,325	509	665	53	▲ 156	154,999	▲ 0.8	88,556	28,794	35,261	2,387	▲ 6,467
Sep-12	2,459	▲ 7.5	1,303	474	595	86	▲ 122	150,944	▲ 8.1	86,599	27,615	32,517	4,148	▲ 4,967
Oct-12	2,962	15.3	1,447	776	643	94	135	175,087	13.5	93,377	40,545	36,140	4,868	4,561
Nov-12	2,847	11.6	1,490	554	718	85	▲ 164	171,284	10.1	97,557	31,188	38,286	4,252	▲ 7,098
Dec-12	2,672	▲ 4.8	1,425	465	678	104	▲ 213	158,128	▲ 6.5	91,779	26,601	35,200	4,548	▲ 8,600
Jan-13	2,064	4.6	1,109	411	478	66	▲ 67	124,893	3.4	72,495	23,936	25,383	3,078	▲ 1,447
Feb-13	2,529	1.4	1,390	459	602	78	▲ 143	152,643	▲ 0.6	89,591	26,499	32,493	4,059	▲ 5,994
Mar-13	3,986	5.5	2,386	600	915	84	▲ 314	248,665	2.6	160,537	35,806	48,734	3,532	▲ 12,873
Apr-13	3,086	11.6	1,817	509	697	63	▲ 188	189,756	10.5	119,416	28,700	38,995	2,646	▲ 10,294
May-13	2,926	13.7	1,608	568	665	85	▲ 97	176,781	11.6	105,785	32,127	35,416	3,454	▲ 3,289
Jun-13	2,845	5.5	1,541	505	727	69	▲ 221	172,427	4.2	100,657	29,517	38,794	3,241	▲ 9,196
Jul-13	2,969	12.8	1,615	567	719	67	▲ 152	181,774	12.0	106,732	32,580	38,952	3,434	▲ 6,372
Aug-13	2,571	0.7	1,410	502	598	57	▲ 95	158,193	2.1	93,177	29,141	32,592	2,981	▲ 3,382
Sep-13	2,722	10.7	1,412	651	581	78	70	166,753	10.5	93,406	37,950	31,456	3,941	6,495
Oct-13	2,817	▲ 4.9	1,448	600	695	74	▲ 95	167,878	▲ 4.1	94,469	34,632	36,026	2,751	▲ 1,394
Nov-13	2,913	2.3	1,455	705	665	86	42	174,784	2.0	96,021	40,775	33,263	4,564	7,672
Dec-13	3,169	18.6	1,569	668	848	84	▲ 180	189,968	20.1	102,841	37,870	45,628	3,629	▲ 7,758
Jan-14	2,277	10.3	1,174	570	474	59	96	136,896	9.6	77,595	31,789	24,623	2,890	7,165
Feb-14	2,904	14.8	1,480	573	771	80	▲ 198	172,397	12.9	96,154	31,898	41,341	3,003	▲ 9,443
Mar-14	4,849	21.7	2,659	819	1,257	113	▲ 438	304,439	22.4	179,453	47,375	71,580	5,940	▲ 24,206
Apr-14	2,810	▲ 8.9	1,545	617	552	96	65	171,501	▲ 9.6	102,946	33,252	29,743	5,561	3,509
May-14	2,612	▲ 10.7	1,339	594	593	85	1	154,332	▲ 12.7	88,030	32,039	29,797	4,391	2,242
Jun-14	2,751	▲ 3.3	1,443	574	669	64	▲ 95	165,376	▲ 4.1	95,674	32,210	34,462	2,947	▲ 2,252
Jul-14	2,784	▲ 6.2	1,410	660	622	90	38	165,556	▲ 8.9	93,332	36,105	31,785	4,184	4,320
Aug-14	2,455	▲ 4.5	1,258	561	542	94	19	146,911	▲ 7.1	82,532	30,630	29,568	4,181	1,062
Sep-14	2,736	0.5	1,342	617	659	115	▲ 42	160,011	▲ 4.0	86,866	34,445	33,119	5,356	1,326
Oct-14	2,750	▲ 2.4	1,327	607	735	80	▲ 127	163,305	▲ 2.7	86,581	33,662	39,283	3,705	▲ 5,546
Nov-14	2,744	▲ 5.8	1,389	579	641	133	▲ 62	164,811	▲ 5.7	91,039	31,974	33,984	7,663	▲ 2,010
Dec-14	3,069	▲ 3.2	1,497	684	746	141	▲ 62	181,139	▲ 4.6	97,022	38,875	38,870	6,290	5
Jan-15	2,297	0.9	1,139	547	541	68	6	137,870	0.7	74,278	31,786	27,987	3,668	3,799
Feb-15	2,773	▲ 4.5	1,334	585	749	104	▲ 164	161,819	▲ 6.1	86,920	32,516	37,147	5,160	▲ 4,632
Mar-15	4,155	▲ 14.3	2,320	788	921	126	▲ 133	258,328	▲ 15.1	155,498	44,992	51,699	6,139	▲ 6,707
Apr-15	3,265	16.2	1,729	725	706	104	19	194,759	13.6	114,269	40,578	35,188	4,658	5,390
May-15	2,804	7.4	1,427	608	711	58	▲ 103	165,427	7.2	92,590	33,267	36,516	3,053	▲ 3,249
Jun-15	3,365	22.3	1,617	798	835	114	▲ 37	196,492	18.8	104,723	43,754	42,105	5,836	1,649
Jul-15	3,162	13.6	1,512	701	833	115	▲ 131	185,024	11.8	98,530	39,185	41,755	5,460	▲ 2,477
Aug-15	2,733	11.3	1,357	652	653	69	0	161,420	9.9	87,302	36,686	34,049	3,203	2,731
Sep-15	*2,690*	*▲ 1.7*	*1,323*	*648*	*635*	*83*	*13*	*162,035*	*1.3*	*86,629*	*36,926*	*34,484*	*3,891*	*2,442*
Oct-15	*2,841*	*3.3*	*1,395*	*672*	*662*	*111*	*10*	*168,175*	*3.0*	*89,688*	*38,022*	*34,986*	*5,404*	*3,035*
Nov-15	*3,037*	*10.7*	*1,466*	*722*	*713*	*135*	*9*	*177,868*	*7.9*	*94,303*	*40,579*	*37,985*	*4,926*	*2,594*

	Detached House													
			numbers of transactions by transaction party							gross area of transactions by transaction party(㎡)				
	numbers of transactions	change compared to year-earlier month(%)	Individual→ Individual	Individual→ Private corporation	Private corporation → Individual	Private corporation → Private corporation	trend of transaction of Private corporation (buy-sell)	gross area of transactions (㎡)	change compared to year-earlier month(%)	Individual→ Individual	Individual→ Private corporation	Private corporation → Individual	Private corporation → Private corporation	trend of transaction of Private corporation (buy-sell)
Apr-08	816		500	147	158	8	▲ 11	211,852		126,779	43,623	38,695	2,307	4,928
May-08	749		481	145	107	16	38	205,780		117,748	38,598	29,366	20,068	9,232
Jun-08	787		498	134	144	7	▲ 10	204,319		127,631	35,114	38,822	2,053	▲ 3,708
Jul-08	826		509	165	138	11	27	247,013		144,720	51,793	41,830	8,011	9,963
Aug-08	776		464	177	122	7	56	202,325		116,220	51,133	31,076	1,446	20,819
Sep-08	768		467	160	129	11	31	201,132		118,914	43,250	32,911	5,890	10,339
Oct-08	812		504	144	143	11	3	204,121		121,420	38,304	35,764	5,553	3,202
Nov-08	727		456	132	121	16	12	195,032		120,326	36,885	30,678	6,503	6,390
Dec-08	873		534	174	143	13	34	241,998		147,433	50,525	37,701	4,039	13,360
Jan-09	656		398	150	103	4	47	165,326		99,339	37,153	24,244	4,400	12,908
Feb-09	678		396	138	138	4	0	174,599		98,868	41,923	32,424	761	9,499
Mar-09	978		603	162	199	8	▲ 37	248,171		150,816	43,942	49,022	2,747	▲ 5,080
Apr-09	823	0.9	503	116	187	15	▲ 71	210,720	▲ 0.5	129,359	29,829	44,826	6,198	▲ 14,997
May-09	677	▲ 9.6	417	125	127	8	▲ 2	174,056	▲ 15.4	106,719	31,226	34,261	1,850	▲ 3,035
Jun-09	839	6.6	510	133	185	11	▲ 52	231,877	13.5	138,613	40,513	47,166	5,586	▲ 6,653
Jul-09	922	11.6	546	193	166	14	27	253,317	2.6	145,552	60,642	40,988	5,040	19,653
Aug-09	715	▲ 7.9	432	132	142	5	▲ 10	195,130	▲ 3.6	111,255	39,684	38,445	4,790	1,239
Sep-09	751	▲ 2.2	461	131	151	7	▲ 20	193,879	▲ 3.6	116,660	33,442	40,944	2,509	▲ 7,502
Oct-09	816	0.5	512	149	142	8	7	210,576	3.2	134,436	39,206	32,763	2,827	6,443
Nov-09	826	13.6	502	171	143	10	28	224,777	15.3	135,553	48,007	36,655	4,563	11,353
Dec-09	878	0.6	500	185	174	11	11	224,838	▲ 7.1	130,467	45,926	42,809	2,801	3,116
Jan-10	581	▲ 11.4	335	143	93	8	50	161,604	▲ 2.3	95,116	40,039	24,535	1,575	15,505
Feb-10	704	3.8	420	137	131	11	6	188,957	8.2	118,548	33,915	29,260	6,253	4,655
Mar-10	1,096	12.1	661	209	209	9	0	289,366	16.6	172,919	60,245	52,054	2,348	8,191
Apr-10	879	6.8	542	158	170	6	▲ 12	236,888	12.4	142,619	49,901	40,762	2,817	9,139
May-10	685	1.2	441	116	121	6	▲ 4	187,376	7.7	117,322	36,111	31,782	1,912	4,577
Jun-10	836	▲ 0.4	516	153	157	9	▲ 4	219,824	▲ 5.2	132,526	41,383	40,889	4,287	494
Jul-10	806	▲ 12.6	482	169	148	7	21	216,509	▲ 14.5	128,421	45,934	37,353	4,801	8,582
Aug-10	737	3.1	434	159	133	10	27	204,521	4.8	119,032	46,257	35,873	3,005	10,737
Sep-10	787	4.8	490	157	125	9	33	206,748	6.6	126,362	41,862	30,520	4,378	13,654
Oct-10	730	▲ 10.5	422	131	155	16	▲ 24	193,466	▲ 8.1	106,415	35,148	40,960	9,452	▲ 5,812
Nov-10	766	▲ 7.3	486	140	134	5	6	199,215	▲ 11.4	125,290	37,720	34,683	1,232	3,036
Dec-10	850	▲ 3.2	524	166	150	9	17	221,481	▲ 1.5	132,631	48,413	36,472	3,804	12,101
Jan-11	595	2.4	341	142	99	11	43	159,525	▲ 1.3	83,913	40,807	25,668	8,614	15,139
Feb-11	626	▲ 11.1	368	135	111	11	25	161,089	▲ 14.7	92,239	39,595	25,581	3,091	14,597
Mar-11	1,003	▲ 8.5	635	183	169	8	14	259,467	▲ 10.3	159,555	53,687	41,393	2,331	12,294
Apr-11	736	▲ 16.3	437	162	127	8	35	191,254	▲ 19.3	115,193	40,508	32,540	2,307	7,968
May-11	716	4.5	460	135	112	8	23	195,347	4.3	118,700	39,746	33,276	3,325	6,471
Jun-11	807	▲ 3.5	511	149	139	6	10	210,190	▲ 4.4	130,671	40,577	35,927	2,430	4,650
Jul-11	745	▲ 7.6	466	135	134	9	1	207,092	▲ 4.3	119,718	42,066	41,602	3,592	464
Aug-11	706	▲ 4.2	435	142	119	10	23	190,306	▲ 7.0	119,860	37,750	29,233	3,463	8,516
Sep-11	715	▲ 9.1	414	161	130	9	31	192,447	▲ 6.9	106,032	47,670	34,606	3,309	13,065
Oct-11	703	▲ 3.7	408	139	144	8	▲ 5	185,243	▲ 4.3	103,745	38,442	37,255	4,646	1,187
Nov-11	777	1.4	492	142	136	3	7	229,242	15.1	138,383	36,760	36,020	12,754	1,112
Dec-11	894	5.2	553	185	140	12	45	234,511	5.9	143,787	49,771	35,504	3,799	14,268
Jan-12	561	▲ 5.7	326	131	94	7	37	151,228	▲ 5.2	82,767	39,985	24,262	2,872	15,723
Feb-12	703	12.3	427	135	123	15	14	185,957	15.4	112,289	38,233	30,163	4,365	8,601
Mar-12	1,015	1.2	617	183	191	12	▲ 4	269,042	3.7	162,504	45,972	50,319	3,511	▲ 347
Apr-12	808	9.8	507	139	151	9	▲ 12	210,097	9.9	126,849	35,860	41,138	5,051	▲ 5,278
May-12	776	8.4	512	142	116	5	26	205,273	5.1	135,407	39,140	26,593	3,166	12,547
Jun-12	734	▲ 9.0	452	150	113	17	37	209,094	▲ 0.5	120,828	40,609	39,960	6,894	649
Jul-12	810	8.7	515	131	153	10	▲ 21	212,188	2.5	132,694	34,046	40,651	3,175	▲ 4,983
Aug-12	763	8.1	457	164	133	7	31	201,146	5.7	116,211	45,423	35,772	3,064	9,651
Sep-12	662	▲ 7.4	407	130	109	14	22	182,699	▲ 5.1	106,246	40,217	26,088	9,508	14,484
Oct-12	839	19.3	513	169	147	7	24	211,732	14.3	129,720	43,275	34,701	2,894	9,405
Nov-12	760	▲ 2.2	439	160	149	9	11	211,853	▲ 7.6	127,912	42,262	37,818	3,127	4,444
Dec-12	910	1.8	559	173	155	17	19	261,646	11.6	154,675	54,909	44,694	5,791	10,431
Jan-13	559	▲ 0.4	343	107	99	6	9	150,448	▲ 0.5	95,062	29,067	23,364	1,617	5,999
Feb-13	649	▲ 7.7	376	120	141	10	▲ 20	171,017	▲ 8.0	96,419	35,496	35,735	2,522	42
Mar-13	964	▲ 5.0	595	174	170	15	6	270,740	0.6	167,363	52,562	43,231	4,701	9,954
Apr-13	746	▲ 7.7	466	137	131	10	7	196,490	▲ 6.5	123,841	36,383	32,468	2,327	4,609
May-13	749	▲ 3.5	443	164	132	8	33	195,050	▲ 5.0	115,884	42,627	33,018	1,791	11,173
Jun-13	743	1.2	453	163	115	10	48	197,165	▲ 5.7	120,050	44,238	29,930	2,133	14,308
Jul-13	835	3.1	517	159	148	9	11	220,478	3.9	136,354	44,733	36,069	2,004	8,664
Aug-13	694	▲ 9.0	430	136	116	11	20	179,091	▲ 11.0	110,254	32,879	33,106	2,129	▲ 227
Sep-13	660	▲ 0.3	375	153	113	13	40	176,461	▲ 3.4	100,271	42,486	27,746	4,350	14,740
Oct-13	860	2.5	501	180	164	13	16	246,040	16.2	143,767	50,950	43,601	7,219	7,349
Nov-13	763	0.4	465	155	129	11	27	204,076	▲ 3.7	117,798	48,730	31,575	4,823	17,386
Dec-13	853	▲ 6.3	517	182	137	10	45	237,163	▲ 9.4	139,600	52,407	35,655	7,146	16,753
Jan-14	587	5.0	358	128	88	11	40	158,387	5.3	95,129	33,904	23,898	4,110	10,006
Feb-14	738	13.7	455	150	118	12	32	204,014	19.3	124,068	41,695	27,117	8,587	14,578
Mar-14	1,172	21.6	696	209	232	17	▲ 23	332,448	22.8	185,667	62,838	58,148	20,011	4,690
Apr-14	702	▲ 5.9	427	163	99	10	66	173,653	▲ 11.6	105,330	40,746	22,768	3,721	18,812
May-14	715	▲ 4.5	433	162	108	11	55	186,513	▲ 4.4	111,257	39,330	32,493	3,294	6,976
Jun-14	734	▲ 1.2	424	172	125	13	47	196,794	▲ 0.2	114,201	45,408	30,631	6,553	14,777
Jul-14	829	▲ 0.7	481	167	171	9	▲ 4	218,009	▲ 1.1	132,048	40,449	42,981	2,238	▲ 2,532
Aug-14	702	1.2	419	140	132	8	9	188,371	5.2	112,538	39,372	33,347	2,199	6,473
Sep-14	706	7.0	394	152	149	6	3	192,124	8.9	111,109	41,528	34,596	3,514	6,932
Oct-14	822	▲ 4.4	478	188	145	9	43	241,931	▲ 1.7	127,181	74,783	37,150	2,342	37,633
Nov-14	738	▲ 3.3	428	153	140	13	14	243,328	19.2	113,724	44,666	79,818	4,079	▲ 34,772
Dec-14	802	▲ 6.0	479	177	138	5	39	221,791	▲ 6.5	133,348	49,233	37,551	915	11,682
Jan-15	546	▲ 7.0	334	112	90	9	22	152,106	▲ 4.0	88,262	31,235	26,896	4,619	4,340
Feb-15	696	▲ 5.7	375	169	136	12	36	200,985	▲ 1.5	100,502	62,765	32,912	3,014	31,473
Mar-15	984	▲ 16.0	597	201	170	9	30	254,944	▲ 23.3	153,825	49,754	47,160	2,063	1,972
Apr-15	742	5.7	459	149	124	9	25	201,137	15.8	127,650	36,692	28,677	7,773	8,015
May-15	699	▲ 2.2	375	183	131	10	52	188,265	0.9	104,316	48,060	33,677	2,212	14,383
Jun-15	860	17.2	533	180	134	11	46	238,496	21.2	139,367	63,343	32,666	2,184	30,677
Jul-15	910	9.8	547	193	155	14	38	245,210	12.5	144,499	56,091	38,891	5,552	17,200
Aug-15	799	13.8	489	175	124	10	51	224,128	19.0	138,873	52,548	29,109	3,331	23,439
Sep-15	*853*	*20.8*	*515*	*179*	*146*	*10*	*34*	*238,962*	*24.4*	*148,595*	*52,376*	*34,774*	*2,391*	*17,752*
Oct-15	*777*	*▲ 5.5*	*453*	*189*	*115*	*18*	*74*	*199,459*	*▲ 17.6*	*117,726*	*47,317*	*28,157*	*5,372*	*19,160*
Nov-15	*789*	*6.9*	*480*	*176*	*119*	*11*	*57*	*223,510*	*▲ 8.1*	*135,305*	*52,405*	*31,374*	*3,749*	*21,032*

2-7 Chugoku

	Condominiums													
			numbers of transactions by transaction party							gross area of transactions by transaction party(㎡)				
	numbers of transactions	change compared to year-earlier month(%)	Individual→ Individual	Individual→ Private corporation	Private corporation → Individual	Private corporation → Private corporation	trend of transaction of Private corporation (buy-sell)	gross area of transactions (㎡)	change compared to year-earlier month(%)	Individual→ Individual	Individual→ Private corporation	Private corporation → Individual	Private corporation → Private corporation	trend of transaction of Private corporation (buy-sell)
Apr-08	184		134	15	34	1	▲ 19	12,298		9,082	950	2,194	72	▲ 1,244
May-08	149		106	15	26	2	▲ 11	9,675		6,921	1,010	1,660	84	▲ 650
Jun-08	162		94	19	45	4	▲ 26	11,127		6,523	1,110	3,258	236	▲ 2,147
Jul-08	185		118	26	39	2	▲ 13	12,431		8,011	1,645	2,636	139	▲ 992
Aug-08	164		105	25	32	2	▲ 7	11,324		7,168	1,634	2,443	79	▲ 809
Sep-08	177		121	22	29	5	▲ 7	11,700		8,054	1,364	1,951	331	▲ 586
Oct-08	160		105	13	38	4	▲ 25	10,896		7,032	869	2,688	307	▲ 1,818
Nov-08	149		93	23	29	4	▲ 6	10,033		6,335	1,493	1,876	329	▲ 383
Dec-08	148		95	19	30	4	▲ 11	10,029		6,255	1,343	2,108	324	▲ 765
Jan-09	137		85	30	21	1	9	9,095		5,644	1,987	1,415	49	571
Feb-09	172		100	15	39	18	▲ 24	12,237		6,836	1,007	2,801	1,592	▲ 1,794
Mar-09	250		161	30	54	5	▲ 24	16,686		10,783	1,981	3,708	214	▲ 1,728
Apr-09	198	7.6	124	23	49	2	▲ 26	13,325	8.4	8,164	1,575	3,479	107	▲ 1,905
May-09	181	21.5	99	21	59	2	▲ 38	11,946	23.5	6,564	1,176	4,062	145	▲ 2,886
Jun-09	191	17.9	105	17	62	7	▲ 45	12,865	15.6	6,854	1,108	4,410	493	▲ 3,301
Jul-09	192	3.8	110	22	55	5	▲ 33	12,747	2.5	7,143	1,396	3,908	300	▲ 2,512
Aug-09	181	10.4	94	24	61	2	▲ 37	12,391	9.4	6,449	1,510	4,299	133	▲ 2,788
Sep-09	193	9.0	111	28	50	4	▲ 22	12,801	9.4	7,257	1,549	3,695	300	▲ 2,146
Oct-09	190	18.8	102	13	75	0	▲ 62	12,793	17.4	6,583	809	5,401	0	▲ 4,592
Nov-09	197	32.2	111	19	60	7	▲ 41	13,557	35.1	7,318	1,178	4,534	528	▲ 3,356
Dec-09	202	36.5	103	23	57	19	▲ 34	12,914	28.8	6,837	1,311	3,986	781	▲ 2,675
Jan-10	149	8.8	82	29	35	3	▲ 6	9,941	9.3	5,423	1,941	2,460	117	▲ 520
Feb-10	182	5.8	84	17	77	4	▲ 60	12,240	0.0	5,454	1,004	5,529	254	▲ 4,525
Mar-10	291	16.4	175	33	78	5	▲ 45	20,084	20.4	12,041	2,020	5,688	335	▲ 3,668
Apr-10	203	2.5	115	25	62	1	▲ 37	12,875	▲ 3.4	7,322	1,590	3,914	49	▲ 2,324
May-10	193	6.6	98	24	70	1	▲ 46	12,635	5.8	6,319	1,107	5,135	73	▲ 4,028
Jun-10	263	37.7	118	26	116	3	▲ 90	18,248	41.8	7,877	1,563	8,542	266	▲ 6,980
Jul-10	408	112.5	123	26	235	24	▲ 209	28,956	127.2	8,064	1,676	17,418	1,798	▲ 15,741
Aug-10	187	3.3	96	15	73	3	▲ 58	12,617	1.8	6,498	886	4,976	257	▲ 4,090
Sep-10	249	29.0	130	25	85	9	▲ 60	16,496	28.9	8,328	1,441	6,058	669	▲ 4,616
Oct-10	248	30.5	111	26	98	13	▲ 72	15,949	24.7	7,377	1,404	6,677	491	▲ 5,272
Nov-10	230	16.8	120	39	70	1	▲ 31	14,457	6.6	7,721	2,260	4,426	50	▲ 2,167
Dec-10	203	0.5	124	30	42	7	▲ 12	12,853	▲ 0.5	8,322	1,706	2,568	258	▲ 862
Jan-11	157	5.4	94	26	33	4	▲ 7	9,794	▲ 1.5	5,923	1,552	2,196	123	▲ 644
Feb-11	314	72.5	111	25	164	14	▲ 139	21,799	78.1	7,461	1,319	11,837	1,181	▲ 10,518
Mar-11	257	▲ 11.7	168	25	58	6	▲ 33	16,924	▲ 15.7	11,585	1,543	3,518	278	▲ 1,975
Apr-11	205	1.0	140	23	39	3	▲ 16	12,811	▲ 0.5	8,903	1,433	2,309	166	▲ 876
May-11	180	▲ 6.7	114	21	42	3	▲ 21	11,517	▲ 8.8	7,236	1,298	2,818	164	▲ 1,520
Jun-11	221	▲ 16.0	134	39	42	6	▲ 3	14,114	▲ 22.7	8,923	2,427	2,561	202	▲ 134
Jul-11	187	▲ 54.2	109	18	55	5	▲ 37	11,606	▲ 59.9	7,259	1,003	3,104	240	▲ 2,100
Aug-11	179	▲ 4.3	112	29	36	2	▲ 7	11,536	▲ 8.6	7,292	1,790	2,272	182	▲ 482
Sep-11	183	▲ 26.5	123	22	36	2	▲ 14	10,969	▲ 33.5	7,557	1,343	2,003	67	▲ 661
Oct-11	171	▲ 31.0	98	37	34	2	3	11,443	▲ 28.3	6,426	2,495	2,443	79	52
Nov-11	181	▲ 21.3	113	32	32	4	0	11,393	▲ 21.2	7,278	1,929	2,121	65	▲ 192
Dec-11	201	▲ 1.0	119	45	32	5	13	12,410	▲ 3.4	7,618	2,633	1,948	211	684
Jan-12	126	▲ 19.7	75	20	29	2	▲ 9	8,342	▲ 14.8	5,238	1,206	1,742	156	▲ 536
Feb-12	209	▲ 33.4	128	28	50	3	▲ 22	12,837	▲ 41.1	8,042	1,446	3,236	113	▲ 1,790
Mar-12	242	▲ 5.8	159	37	40	6	▲ 3	16,432	▲ 2.9	11,249	2,237	2,569	378	▲ 332
Apr-12	181	▲ 11.7	114	32	34	1	▲ 2	11,687	▲ 8.8	7,563	2,041	2,036	48	4
May-12	177	▲ 1.7	108	27	33	9	▲ 6	11,487	▲ 0.3	7,215	1,731	2,085	456	▲ 354
Jun-12	177	▲ 19.9	114	26	32	5	▲ 6	11,648	▲ 17.5	7,712	1,707	1,983	247	▲ 276
Jul-12	201	7.5	131	24	43	3	▲ 19	13,551	16.8	9,094	1,436	2,893	128	▲ 1,457
Aug-12	164	▲ 8.4	100	30	32	2	▲ 2	11,243	▲ 2.5	6,968	2,084	2,074	116	10
Sep-12	179	▲ 2.2	111	33	33	2	0	11,768	7.3	7,574	2,125	1,934	135	191
Oct-12	180	5.3	113	30	32	5	▲ 2	11,376	▲ 0.6	7,571	1,593	1,929	283	▲ 336
Nov-12	188	3.9	125	26	22	15	4	12,007	5.4	8,494	1,496	1,540	477	▲ 44
Dec-12	214	6.5	132	37	41	4	▲ 4	13,328	7.4	8,306	2,132	2,648	242	▲ 516
Jan-13	148	17.5	104	20	24	0	▲ 4	9,524	14.2	6,816	1,384	1,323	0	61
Feb-13	176	▲ 15.8	126	24	22	4	2	10,994	▲ 14.4	8,176	1,184	1,426	209	▲ 242
Mar-13	289	19.4	207	30	50	2	▲ 20	18,961	15.4	14,087	1,668	3,133	73	▲ 1,465
Apr-13	220	21.5	153	26	38	3	▲ 12	14,301	22.4	10,190	1,533	2,440	138	▲ 907
May-13	175	▲ 1.1	111	29	33	2	▲ 4	11,249	▲ 2.1	7,330	1,828	1,972	117	▲ 144
Jun-13	185	4.5	126	18	32	9	▲ 14	12,292	5.5	8,659	1,082	1,992	560	▲ 910
Jul-13	197	▲ 2.0	133	31	30	2	2	12,840	▲ 5.3	8,617	2,016	2,020	115	68
Aug-13	167	1.8	106	29	30	2	▲ 1	11,008	▲ 2.1	7,178	1,716	1,914	201	▲ 198
Sep-13	174	▲ 2.8	116	26	29	3	▲ 3	11,152	▲ 5.2	7,666	1,518	1,783	185	▲ 265
Oct-13	187	3.9	127	31	25	4	6	12,463	9.6	8,773	2,103	1,453	133	650
Nov-13	206	9.6	143	26	33	4	▲ 7	13,102	9.1	9,665	1,436	1,845	156	▲ 410
Dec-13	207	▲ 3.3	150	30	23	4	7	14,411	8.1	10,538	1,896	1,713	263	183
Jan-14	155	4.7	99	28	26	2	2	10,502	10.3	7,068	1,760	1,544	130	217
Feb-14	179	1.7	117	25	34	3	▲ 9	12,099	10.1	8,009	1,767	2,096	227	▲ 329
Mar-14	330	14.2	216	41	66	7	▲ 25	21,847	15.2	14,635	2,652	4,185	375	▲ 1,532
Apr-14	156	▲ 29.1	119	11	24	2	▲ 13	10,588	▲ 26.0	8,162	674	1,706	47	▲ 1,032
May-14	167	▲ 4.6	113	25	25	4	0	11,100	▲ 1.3	7,857	1,540	1,584	119	▲ 44
Jun-14	166	▲ 10.3	104	35	23	4	12	10,736	▲ 12.7	7,051	2,119	1,403	163	717
Jul-14	183	▲ 7.1	119	28	32	4	▲ 4	12,330	▲ 4.0	8,225	1,699	2,266	140	▲ 566
Aug-14	178	6.6	128	29	18	3	11	11,420	3.7	8,234	1,840	1,149	197	691
Sep-14	197	13.2	122	33	29	13	4	12,685	13.7	7,966	2,124	1,752	843	372
Oct-14	186	▲ 0.5	106	40	40	0	0	11,769	▲ 5.6	7,054	2,021	2,693	0	▲ 672
Nov-14	163	▲ 20.9	110	26	24	3	2	10,813	▲ 17.5	7,363	1,793	1,551	106	242
Dec-14	211	1.9	142	35	27	7	8	13,663	▲ 5.2	9,481	2,080	1,732	371	348
Jan-15	153	▲ 1.3	99	22	29	3	▲ 7	10,233	▲ 2.6	6,604	1,463	1,949	217	▲ 486
Feb-15	183	2.2	114	32	26	11	6	12,209	0.9	7,497	2,137	1,978	597	159
Mar-15	298	▲ 9.7	206	33	55	4	▲ 22	20,263	▲ 7.2	14,438	1,905	3,730	190	▲ 1,824
Apr-15	229	46.8	162	26	33	8	▲ 7	14,878	40.5	10,501	1,768	2,137	472	▲ 369
May-15	196	17.4	122	38	33	3	5	12,948	16.6	8,507	2,171	2,066	204	105
Jun-15	207	24.7	129	26	47	5	▲ 21	13,743	28.0	8,678	1,536	3,189	340	▲ 1,652
Jul-15	225	23.0	140	39	39	7	0	14,311	16.1	9,346	2,262	2,290	413	▲ 28
Aug-15	180	1.1	113	34	32	1	2	11,806	3.4	7,579	1,976	2,217	33	▲ 241
Sep-15	*188*	*▲ 4.6*	*126*	*40*	*16*	*6*	*24*	*12,446*	*▲ 1.9*	*8,508*	*2,455*	*1,080*	*403*	*1,375*
Oct-15	*179*	*▲ 3.8*	*112*	*42*	*24*	*1*	*18*	*12,014*	*2.1*	*7,577*	*2,781*	*1,603*	*53*	*1,178*
Nov-15	*192*	*17.8*	*117*	*37*	*37*	*0*	*1*	*12,168*	*12.5*	*7,438*	*2,307*	*2,392*	*0*	*▲ 54*

	Detached House													
			numbers of transactions by transaction party							gross area of transactions by transaction party(㎡)				
	numbers of transactions	change compared to year-earlier month(%)	Individual→ Individual	Individual→ Private corporation	Private corporation → Individual	Private corporation → Private corporation	trend of transaction of Private corporation (buy-sell)	gross area of transactions (㎡)	change compared to year-earlier month(%)	Individual→ Individual	Individual→ Private corporation	Private corporation → Individual	Private corporation → Private corporation	trend of transaction of Private corporation (buy-sell)
Apr-08	400		262	67	64	6	3	96,041		58,045	20,395	14,840	2,516	5,556
May-08	463		303	86	69	3	18	178,750		66,065	57,647	17,109	790	77,470
Jun-08	387		257	63	58	8	5	101,090		65,084	18,937	12,435	4,396	6,502
Jul-08	458		298	80	72	6	8	123,966		69,932	22,958	24,602	5,853	▲ 1,645
Aug-08	408		268	69	65	5	4	104,819		65,722	20,295	16,556	2,141	3,738
Sep-08	353		221	58	68	3	▲ 10	87,747		51,489	13,400	20,490	927	▲ 7,090
Oct-08	491		297	88	94	7	▲ 6	122,393		73,797	22,329	22,343	2,227	▲ 14
Nov-08	376		248	68	55	2	13	85,416		52,568	18,073	13,085	1,017	4,989
Dec-08	394		259	59	70	6	▲ 11	104,701		61,505	22,062	18,115	3,019	3,948
Jan-09	316		214	45	55	1	▲ 10	71,418		46,533	9,975	13,216	1,312	▲ 3,241
Feb-09	366		237	55	66	5	▲ 11	94,693		61,198	15,161	15,622	1,966	▲ 460
Mar-09	492		317	88	83	1	5	126,417		76,778	24,953	23,589	232	1,364
Apr-09	376	▲ 6.0	250	54	69	3	▲ 15	87,079	▲ 9.3	55,989	12,637	17,809	644	▲ 5,172
May-09	368	▲ 20.5	242	64	60	2	4	84,343	▲ 52.8	54,516	16,028	12,805	995	3,223
Jun-09	441	14.0	306	57	74	4	▲ 17	109,208	8.0	75,982	13,914	18,693	620	▲ 4,779
Jul-09	482	5.2	303	94	76	6	18	111,912	▲ 9.7	68,976	22,079	17,619	1,935	4,459
Aug-09	351	▲ 14.0	222	66	61	2	5	80,738	▲ 23.0	49,232	17,508	13,519	479	3,988
Sep-09	375	6.2	226	71	72	4	▲ 1	95,682	9.0	56,129	20,654	17,559	832	3,095
Oct-09	425	▲ 13.4	263	89	68	4	21	106,378	▲ 13.1	59,864	24,643	19,177	2,503	5,466
Nov-09	409	8.8	255	77	70	3	7	95,252	11.5	59,485	18,553	14,368	1,001	4,185
Dec-09	481	22.1	301	92	79	8	13	123,097	17.6	69,734	27,126	19,233	6,663	7,893
Jan-10	345	9.2	207	86	43	6	44	87,555	22.6	52,020	21,494	10,712	2,579	11,114
Feb-10	389	6.3	243	74	68	3	6	102,182	7.9	60,613	23,510	15,755	1,693	7,755
Mar-10	514	4.5	307	95	102	5	▲ 7	125,217	▲ 0.9	74,228	20,297	27,278	2,073	▲ 6,980
Apr-10	419	11.4	267	71	78	3	▲ 7	100,337	15.2	58,408	22,005	19,428	496	2,577
May-10	371	0.8	242	57	70	2	▲ 13	88,218	4.6	54,094	16,843	16,661	619	182
Jun-10	442	0.2	290	69	81	2	▲ 12	119,488	9.4	77,673	21,323	20,208	284	1,115
Jul-10	420	▲ 12.9	284	77	55	4	22	109,647	▲ 2.0	68,066	26,957	13,195	1,429	13,762
Aug-10	377	7.4	240	70	59	7	11	96,913	20.0	56,634	22,308	14,356	3,348	7,952
Sep-10	410	9.3	267	68	65	8	3	114,761	19.9	70,944	19,205	20,918	3,188	▲ 1,713
Oct-10	390	▲ 8.2	217	90	78	1	13	105,120	▲ 1.2	50,885	25,382	27,761	213	▲ 2,165
Nov-10	352	▲ 13.9	221	58	72	1	▲ 14	96,282	1.1	56,368	18,338	20,934	641	▲ 2,596
Dec-10	437	▲ 9.1	286	73	69	6	3	115,465	▲ 6.2	72,220	17,941	21,334	2,643	▲ 4,153
Jan-11	282	▲ 18.3	182	46	49	2	▲ 3	83,481	▲ 4.7	49,627	18,524	13,728	653	4,796
Feb-11	351	▲ 9.8	218	70	58	4	12	80,005	▲ 21.7	51,171	14,993	12,726	929	2,267
Mar-11	468	▲ 8.9	288	91	78	7	13	116,485	▲ 7.0	63,997	24,640	21,077	5,012	3,564
Apr-11	373	▲ 11.0	242	62	62	4	0	99,488	▲ 0.8	60,062	20,160	16,067	1,500	4,093
May-11	387	4.3	255	63	61	8	2	94,342	6.9	62,148	15,024	14,863	2,306	161
Jun-11	428	▲ 3.2	274	79	71	3	8	115,606	▲ 3.2	67,066	29,837	17,941	418	11,896
Jul-11	358	▲ 14.8	225	72	56	4	16	88,013	▲ 19.7	49,090	19,479	11,526	6,560	7,953
Aug-11	386	2.4	249	67	60	8	8	106,839	10.2	65,145	21,302	16,501	3,040	5,418
Sep-11	340	▲ 17.1	212	61	60	6	1	87,558	▲ 23.7	45,781	20,516	16,559	4,490	3,957
Oct-11	370	▲ 5.1	235	68	63	3	5	97,658	▲ 7.1	61,361	19,667	15,510	996	4,157
Nov-11	341	▲ 3.1	213	59	60	6	▲ 1	87,143	▲ 9.5	51,649	18,180	13,499	3,044	4,681
Dec-11	428	▲ 2.1	275	71	74	8	▲ 3	108,553	▲ 6.0	62,741	23,208	17,056	5,548	6,152
Jan-12	312	10.6	184	54	69	5	▲ 15	81,002	▲ 3.0	45,848	19,360	14,592	1,202	4,768
Feb-12	358	2.0	226	63	59	6	4	89,710	12.1	53,401	17,258	16,002	2,223	1,256
Mar-12	466	▲ 0.4	308	75	72	9	3	117,089	0.5	71,900	22,212	19,102	2,910	3,110
Apr-12	341	▲ 8.6	230	57	49	4	8	72,606	▲ 27.0	47,566	12,976	10,875	1,083	2,101
May-12	412	6.5	282	70	51	8	19	109,128	15.7	72,671	18,712	12,983	4,575	5,729
Jun-12	388	▲ 9.3	248	76	59	5	17	97,614	▲ 15.6	57,961	21,651	16,579	1,423	5,072
Jul-12	340	▲ 5.0	219	52	66	3	▲ 14	80,799	▲ 8.2	51,377	11,514	16,830	1,077	▲ 5,316
Aug-12	369	▲ 4.4	241	80	45	2	35	86,301	▲ 19.2	54,449	21,482	9,594	585	11,888
Sep-12	330	▲ 2.9	225	47	51	6	▲ 4	104,002	18.8	53,750	34,748	12,180	3,113	22,568
Oct-12	345	▲ 6.8	233	58	51	2	7	93,292	▲ 4.5	59,589	18,259	14,700	565	3,559
Nov-12	379	11.1	230	83	60	5	23	103,964	19.3	58,545	27,367	13,874	3,748	13,493
Dec-12	405	▲ 5.4	276	57	69	3	▲ 12	108,159	▲ 0.4	69,631	18,796	18,413	1,320	383
Jan-13	266	▲ 14.7	166	50	47	3	3	77,631	▲ 4.2	50,768	12,894	13,181	788	▲ 287
Feb-13	347	▲ 3.1	209	78	57	2	21	91,542	2.0	54,391	19,059	17,379	393	1,680
Mar-13	460	▲ 1.3	325	64	62	4	3	119,247	1.8	78,970	20,974	16,484	939	4,915
Apr-13	415	21.7	263	76	66	8	10	103,852	43.0	60,596	23,694	16,236	2,766	7,458
May-13	412	0.0	270	73	66	1	7	97,248	▲ 10.9	61,523	17,494	17,687	167	▲ 194
Jun-13	401	3.4	265	77	57	2	20	99,541	2.0	63,881	19,148	16,195	317	2,953
Jul-13	423	24.4	275	72	73	3	▲ 1	105,943	31.1	66,991	20,347	16,991	1,614	3,356
Aug-13	328	▲ 11.1	234	48	45	1	3	92,183	6.8	62,152	15,750	12,793	1,488	2,958
Sep-13	371	12.4	247	54	59	10	▲ 5	90,970	▲ 12.5	57,763	12,922	12,490	7,707	432
Oct-13	399	15.7	253	71	70	5	1	110,132	18.1	61,825	25,225	19,925	3,157	5,300
Nov-13	358	▲ 5.5	213	77	67	0	10	89,490	▲ 13.9	51,426	20,438	17,045	0	3,393
Dec-13	441	8.9	301	74	56	9	18	118,365	9.4	82,065	20,328	11,806	3,802	8,521
Jan-14	291	9.4	184	69	36	2	33	78,824	1.5	46,899	19,705	9,861	2,359	9,843
Feb-14	401	15.6	252	79	64	6	15	110,901	21.1	63,916	27,145	17,885	1,956	9,261
Mar-14	510	10.9	340	95	70	4	25	128,076	7.4	81,590	26,530	18,770	1,006	7,759
Apr-14	385	▲ 7.2	280	55	49	1	6	97,899	▲ 5.7	59,455	25,593	12,587	264	13,005
May-14	397	▲ 3.6	262	77	55	3	22	101,145	4.0	64,444	20,132	14,513	2,056	5,619
Jun-14	380	▲ 5.2	250	77	48	3	29	96,058	▲ 3.5	60,134	22,374	12,558	712	9,817
Jul-14	399	▲ 5.7	246	70	79	3	▲ 9	111,372	5.1	66,354	17,043	26,491	1,218	▲ 9,448
Aug-14	336	2.4	211	74	49	2	25	89,591	▲ 2.8	52,255	24,270	12,531	535	11,739
Sep-14	343	▲ 7.5	218	58	66	1	▲ 8	83,083	▲ 8.7	51,390	14,977	16,548	168	▲ 1,571
Oct-14	399	0.0	253	80	61	4	19	113,152	2.7	63,847	22,113	17,314	8,530	4,799
Nov-14	364	1.7	227	69	58	6	11	82,451	▲ 7.9	53,325	13,427	14,018	1,013	▲ 591
Dec-14	462	4.8	291	95	67	8	28	121,198	2.4	73,735	24,970	15,462	6,803	9,508
Jan-15	270	▲ 7.2	171	54	42	2	12	71,444	▲ 9.4	46,566	15,032	9,419	299	5,613
Feb-15	369	▲ 8.0	218	70	76	5	▲ 6	101,589	▲ 8.4	55,280	28,139	16,852	1,318	11,287
Mar-15	495	▲ 2.9	318	90	74	8	16	127,246	▲ 0.6	79,306	24,368	18,409	4,185	5,959
Apr-15	405	5.2	278	61	61	4	0	109,795	12.2	68,827	22,233	15,516	3,098	6,718
May-15	375	▲ 5.5	238	81	51	5	30	95,921	▲ 5.2	61,061	18,904	9,920	6,036	8,984
Jun-15	430	13.2	270	93	64	2	29	117,491	22.3	73,076	21,949	19,565	1,018	2,384
Jul-15	449	12.5	291	76	75	5	0	120,755	8.4	72,349	20,069	22,431	3,019	▲ 5,073
Aug-15	371	10.4	232	86	50	3	36	92,691	3.5	54,350	19,714	12,204	6,423	7,509
Sep-15	*380*	*10.8*	*249*	*69*	*56*	*6*	*13*	*100,801*	*21.3*	*64,811*	*20,298*	*13,724*	*1,968*	*6,575*
Oct-15	*397*	*▲ 0.5*	*253*	*83*	*57*	*3*	*27*	*97,254*	*▲ 14.1*	*64,114*	*19,729*	*11,704*	*623*	*9,108*
Nov-15	*422*	*15.9*	*251*	*109*	*58*	*4*	*51*	*110,405*	*33.9*	*62,199*	*30,094*	*15,300*	*2,812*	*14,793*

2-8 Shikoku

	Condominiums													
			numbers of transactions by transaction party							gross area of transactions by transaction party(㎡)				
	numbers of transactions	change compared to year-earlier month(%)	Individual→ Individual	Individual→ Private corporation	Private corporation → Individual	Private corporation → Private corporation	trend of transaction of Private corporation (buy-sell)	gross area of transactions (㎡)	change compared to year-earlier month(%)	Individual→ Individual	Individual→ Private corporation	Private corporation → Individual	Private corporation → Private corporation	trend of transaction of Private corporation (buy-sell)
Apr-08	94		62	11	17	4	▲ 6	5,968		4,120	536	1,149	163	▲ 613
May-08	91		67	12	11	1	1	5,833		4,388	735	617	94	118
Jun-08	73		45	11	17	0	▲ 6	4,525		2,903	653	969	0	▲ 315
Jul-08	98		63	8	25	2	▲ 17	6,777		4,227	551	1,848	151	▲ 1,298
Aug-08	82		52	10	19	1	▲ 9	5,186		3,168	624	1,320	73	▲ 696
Sep-08	62		40	8	14	0	▲ 6	3,918		2,479	501	938	0	▲ 437
Oct-08	83		54	9	20	0	▲ 11	5,134		3,212	584	1,338	0	▲ 754
Nov-08	88		59	7	22	0	▲ 15	6,061		4,072	441	1,548	0	▲ 1,108
Dec-08	90		57	12	20	1	▲ 8	5,882		3,556	721	1,524	81	▲ 802
Jan-09	64		41	5	14	4	▲ 9	4,291		2,601	288	1,095	307	▲ 807
Feb-09	81		59	9	12	1	▲ 3	5,086		3,832	489	704	62	▲ 215
Mar-09	139		87	13	38	1	▲ 25	9,316		5,661	938	2,693	24	▲ 1,755
Apr-09	103	9.6	64	14	24	1	▲ 10	6,492	8.8	4,130	866	1,409	87	▲ 544
May-09	90	▲ 1.1	56	8	26	0	▲ 18	6,148	5.4	3,719	603	1,826	0	▲ 1,224
Jun-09	135	84.9	72	12	31	20	▲ 19	8,312	83.7	4,885	825	2,177	425	▲ 1,352
Jul-09	98	0.0	59	15	24	0	▲ 9	6,376	▲ 5.9	3,725	933	1,718	0	▲ 786
Aug-09	91	11.0	55	11	25	0	▲ 14	6,060	16.9	3,446	699	1,915	0	▲ 1,217
Sep-09	89	43.5	59	7	20	3	▲ 13	5,888	50.3	3,927	394	1,439	127	▲ 1,045
Oct-09	104	25.3	57	18	25	4	▲ 7	6,809	32.6	3,579	1,167	1,899	164	▲ 733
Nov-09	96	9.1	62	12	20	2	▲ 8	6,524	7.6	4,108	838	1,483	94	▲ 645
Dec-09	103	14.4	52	18	32	1	▲ 14	6,648	13.0	3,300	1,184	2,103	61	▲ 919
Jan-10	90	40.6	48	12	30	0	▲ 18	5,512	28.4	2,867	750	1,894	0	▲ 1,143
Feb-10	97	19.8	48	16	33	0	▲ 17	6,669	31.1	3,211	1,086	2,373	0	▲ 1,287
Mar-10	152	9.4	82	11	54	5	▲ 43	9,979	7.1	5,310	572	3,724	374	▲ 3,152
Apr-10	124	20.4	82	12	28	2	▲ 16	8,225	26.7	5,561	680	1,846	137	▲ 1,166
May-10	85	▲ 5.6	50	11	24	0	▲ 13	5,361	▲ 12.8	3,261	658	1,443	0	▲ 785
Jun-10	126	▲ 6.7	70	14	41	1	▲ 27	7,580	▲ 8.8	4,100	830	2,637	13	▲ 1,807
Jul-10	90	▲ 8.2	53	11	25	1	▲ 14	5,521	▲ 13.4	3,089	702	1,669	61	▲ 967
Aug-10	97	6.6	57	8	31	1	▲ 23	5,937	▲ 2.0	3,368	403	2,093	72	▲ 1,690
Sep-10	106	19.1	69	12	22	3	▲ 10	6,497	10.4	4,200	584	1,513	200	▲ 929
Oct-10	86	▲ 17.3	53	15	15	3	0	5,020	▲ 26.3	2,860	900	1,055	205	▲ 155
Nov-10	91	▲ 5.2	45	16	28	2	▲ 12	5,653	▲ 13.4	2,867	875	1,876	35	▲ 1,000
Dec-10	103	0.0	64	15	22	2	▲ 7	6,776	1.9	4,170	864	1,592	150	▲ 728
Jan-11	83	▲ 7.8	55	9	17	2	▲ 8	4,731	▲ 14.2	2,962	567	1,096	106	▲ 529
Feb-11	91	▲ 6.2	52	10	29	0	▲ 19	5,808	▲ 12.9	3,426	476	1,906	0	▲ 1,430
Mar-11	149	▲ 2.0	102	15	30	2	▲ 15	9,430	▲ 5.5	6,284	876	2,118	151	▲ 1,242
Apr-11	111	▲ 10.5	67	19	22	3	▲ 3	6,835	▲ 16.9	4,209	1,139	1,430	57	▲ 290
May-11	115	35.3	64	9	41	1	▲ 32	7,507	40.0	3,815	539	3,080	74	▲ 2,541
Jun-11	119	▲ 5.6	68	10	34	7	▲ 24	7,361	▲ 2.9	4,140	656	2,435	130	▲ 1,779
Jul-11	103	14.4	66	13	22	2	▲ 9	6,658	20.6	4,193	642	1,723	100	▲ 1,081
Aug-11	95	▲ 2.1	58	10	23	4	▲ 13	5,749	▲ 3.2	3,417	637	1,526	169	▲ 889
Sep-11	85	▲ 19.8	57	9	18	1	▲ 9	5,308	▲ 18.3	3,499	562	1,174	73	▲ 612
Oct-11	93	8.1	57	12	22	2	▲ 10	5,623	12.0	3,494	689	1,359	82	▲ 669
Nov-11	106	16.5	62	18	26	0	▲ 8	6,558	16.0	3,764	928	1,867	0	▲ 939
Dec-11	121	17.5	82	16	23	0	▲ 7	7,625	12.5	5,180	861	1,583	0	▲ 722
Jan-12	89	7.2	56	13	18	2	▲ 5	5,374	13.6	3,459	840	988	86	▲ 147
Feb-12	88	▲ 3.3	58	17	12	1	5	5,459	▲ 6.0	3,615	979	814	51	165
Mar-12	211	41.6	86	11	108	6	▲ 97	14,239	51.0	5,505	568	7,724	443	▲ 7,156
Apr-12	97	▲ 12.6	71	8	17	1	▲ 9	6,060	▲ 11.4	4,442	492	1,106	20	▲ 613
May-12	94	▲ 18.3	62	14	18	0	▲ 4	5,884	▲ 21.6	3,756	900	1,229	0	▲ 329
Jun-12	108	▲ 9.2	79	7	21	1	▲ 14	6,649	▲ 9.7	4,995	416	1,173	65	▲ 757
Jul-12	83	▲ 19.4	46	17	19	1	▲ 2	5,150	▲ 22.7	2,880	868	1,317	85	▲ 450
Aug-12	84	▲ 11.6	51	13	20	0	▲ 7	4,888	▲ 15.0	3,044	780	1,065	0	▲ 285
Sep-12	86	1.2	55	9	22	0	▲ 13	4,946	▲ 6.8	3,094	452	1,400	0	▲ 947
Oct-12	109	17.2	73	17	16	3	1	6,709	19.3	4,293	1,116	1,097	203	18
Nov-12	156	47.2	120	13	21	2	▲ 8	7,689	17.2	5,639	663	1,233	154	▲ 569
Dec-12	102	▲ 15.7	67	11	23	1	▲ 12	6,218	▲ 18.5	4,318	439	1,388	73	▲ 949
Jan-13	79	▲ 11.2	52	11	16	0	▲ 5	5,150	▲ 4.2	3,302	714	1,134	0	▲ 420
Feb-13	112	27.3	67	12	25	8	▲ 13	5,793	6.1	3,454	521	1,287	531	▲ 766
Mar-13	158	▲ 25.1	109	24	21	4	3	10,070	▲ 29.3	7,232	1,282	1,428	129	▲ 146
Apr-13	110	13.4	74	15	21	0	▲ 6	6,745	11.3	4,606	951	1,188	0	▲ 237
May-13	95	1.1	63	18	13	1	5	5,937	0.9	3,918	1,230	762	26	468
Jun-13	104	▲ 3.7	72	11	18	3	▲ 7	6,241	▲ 6.1	4,375	612	1,102	151	▲ 490
Jul-13	96	15.7	73	13	9	1	4	5,950	15.5	4,533	762	589	67	173
Aug-13	70	▲ 16.7	41	12	15	2	▲ 3	4,437	▲ 9.2	2,641	755	955	86	▲ 200
Sep-13	106	23.3	80	11	12	3	▲ 1	6,414	29.7	5,167	412	653	182	▲ 240
Oct-13	101	▲ 7.3	65	18	14	4	4	6,168	▲ 8.1	4,065	1,094	831	177	263
Nov-13	92	▲ 41.0	68	9	13	2	▲ 4	5,818	▲ 24.3	4,427	438	867	85	▲ 429
Dec-13	103	1.0	83	7	13	0	▲ 6	6,652	7.0	5,468	329	856	0	▲ 527
Jan-14	72	▲ 8.9	55	11	5	1	6	4,362	▲ 15.3	3,364	626	339	34	287
Feb-14	77	▲ 31.3	55	13	8	1	5	4,657	▲ 19.6	3,450	655	535	16	120
Mar-14	154	▲ 2.5	117	17	20	0	▲ 3	9,506	▲ 5.6	7,396	961	1,149	0	▲ 189
Apr-14	107	▲ 2.7	87	13	5	2	8	6,358	▲ 5.7	5,269	615	417	57	198
May-14	82	▲ 13.7	55	17	10	0	7	5,089	▲ 14.3	3,608	932	549	0	384
Jun-14	85	▲ 18.3	62	16	6	1	10	4,840	▲ 22.4	3,523	999	301	17	697
Jul-14	103	7.3	75	14	14	0	0	6,460	8.6	4,610	1,016	834	0	181
Aug-14	76	8.6	52	9	11	4	▲ 2	4,960	11.8	3,613	612	572	163	40
Sep-14	102	▲ 3.8	70	13	17	2	▲ 4	6,345	▲ 1.1	4,596	585	1,082	84	▲ 497
Oct-14	98	▲ 3.0	70	11	15	2	▲ 4	5,716	▲ 7.3	4,133	575	912	96	▲ 337
Nov-14	73	▲ 20.7	55	13	4	1	9	4,421	▲ 24.0	3,445	681	269	27	413
Dec-14	102	▲ 1.0	72	14	14	2	0	5,952	▲ 10.5	4,332	705	833	83	▲ 129
Jan-15	64	▲ 11.1	50	6	8	0	▲ 2	4,178	▲ 4.2	3,286	340	552	0	▲ 212
Feb-15	94	22.1	63	11	18	2	▲ 7	5,541	19.0	3,849	639	946	107	▲ 307
Mar-15	133	▲ 13.6	106	9	18	0	▲ 9	8,718	▲ 8.3	6,782	632	1,305	0	▲ 673
Apr-15	112	4.7	74	18	18	2	0	6,869	8.0	4,469	1,165	1,092	143	73
May-15	88	7.3	67	12	9	0	3	5,336	4.9	4,150	700	486	0	213
Jun-15	145	70.6	102	18	21	4	▲ 3	9,207	90.2	6,655	1,008	1,358	185	▲ 349
Jul-15	106	2.9	77	13	15	1	▲ 2	6,687	3.5	4,876	703	1,035	73	▲ 332
Aug-15	89	17.1	60	15	13	1	2	5,241	5.7	3,607	694	872	68	▲ 179
Sep-15	*93*	*▲ 8.8*	*66*	*10*	*16*	*1*	*▲ 6*	*5,982*	*▲ 5.7*	*4,291*	*494*	*1,105*	*93*	*▲ 611*
Oct-15	*105*	*7.1*	*65*	*17*	*21*	*2*	*▲ 4*	*6,905*	*20.8*	*4,075*	*1,148*	*1,485*	*197*	*▲ 337*
Nov-15	*99*	*35.6*	*68*	*14*	*17*	*0*	*▲ 3*	*5,986*	*35.4*	*4,138*	*877*	*971*	*0*	*▲ 94*

	Detached House													
			numbers of transactions by transaction party							gross area of transactions by transaction party(㎡)				
	numbers of transactions	change compared to year-earlier month(%)	Individual→ Individual	Individual→ Private corporation	Private corporation → Individual	Private corporation → Private corporation	trend of transaction of Private corporation (buy-sell)	gross area of transactions (㎡)	change compared to year-earlier month(%)	Individual→ Individual	Individual→ Private corporation	Private corporation → Individual	Private corporation → Private corporation	trend of transaction of Private corporation (buy-sell)
Apr-08	1,529		1,076	219	208	17	12	478,336		320,128	80,560	65,554	8,987	15,241
May-08	1,507		1,062	232	198	12	34	487,391		332,831	83,886	63,805	5,955	20,080
Jun-08	1,555		1,074	218	237	20	▲ 19	552,769		346,076	117,729	71,724	15,427	46,006
Jul-08	1,509		1,007	256	222	19	34	498,363		316,236	96,936	70,037	14,102	26,899
Aug-08	1,431		964	246	203	11	43	501,755		317,612	90,122	63,289	28,214	26,833
Sep-08	1,386		909	230	215	18	15	470,359		301,266	75,935	75,330	13,370	605
Oct-08	1,668		1,079	305	248	33	57	509,903		318,146	96,186	79,148	15,185	17,039
Nov-08	1,422		935	238	232	13	6	462,519		290,351	93,107	70,494	6,968	22,613
Dec-08	1,527		1,004	251	243	23	8	508,593		325,691	83,181	81,664	16,313	1,517
Jan-09	1,177		775	214	167	13	47	365,166		241,326	67,244	49,911	4,278	17,333
Feb-09	1,339		900	191	224	15	▲ 33	408,423		272,852	63,477	63,750	6,068	▲ 273
Mar-09	1,824		1,220	274	297	20	▲ 26	562,234		367,523	89,972	83,868	16,589	5,175
Apr-09	1,621	6.0	1,065	262	269	22	▲ 7	518,110	8.3	328,939	95,050	84,606	7,701	10,445
May-09	1,351	▲ 10.4	882	203	255	10	▲ 52	425,030	▲ 12.8	269,795	71,006	80,519	3,209	▲ 9,513
Jun-09	1,687	8.5	1,105	247	311	16	▲ 63	551,347	▲ 0.3	338,155	84,829	117,360	8,620	▲ 32,185
Jul-09	1,695	12.3	1,097	294	277	21	18	529,394	6.2	325,141	103,013	87,005	12,702	16,170
Aug-09	1,411	▲ 1.4	930	238	221	13	18	440,705	▲ 12.2	280,040	74,308	68,517	14,344	6,449
Sep-09	1,366	▲ 1.4	890	227	231	13	▲ 5	429,606	▲ 8.7	271,857	73,673	73,000	9,702	331
Oct-09	1,614	▲ 3.2	1,020	320	244	23	76	541,645	6.2	334,064	113,477	77,582	14,043	35,895
Nov-09	1,585	11.5	1,046	294	225	14	69	523,189	13.1	329,329	105,425	76,303	8,957	29,122
Dec-09	1,678	9.9	1,078	284	287	21	▲ 4	534,918	5.2	338,099	98,263	87,825	8,746	10,245
Jan-10	1,220	3.7	745	278	169	24	109	410,458	12.4	230,425	109,254	55,656	13,633	53,598
Feb-10	1,334	▲ 0.4	858	198	254	15	▲ 54	434,045	6.3	271,919	67,098	78,730	13,684	▲ 11,056
Mar-10	1,988	9.0	1,297	335	323	26	11	659,554	17.3	392,656	139,250	109,066	15,950	29,907
Apr-10	1,664	2.7	1,003	344	294	17	50	560,035	8.1	307,517	141,460	100,756	8,175	40,703
May-10	1,371	1.5	914	216	226	13	▲ 10	446,489	5.0	286,353	71,578	81,107	6,974	▲ 9,528
Jun-10	1,625	▲ 3.7	1,061	259	278	23	▲ 18	540,130	▲ 2.0	334,380	97,989	88,734	17,679	10,013
Jul-10	1,603	▲ 5.4	1,072	267	233	23	34	521,604	▲ 1.5	327,173	87,391	81,700	22,474	5,691
Aug-10	1,424	0.9	907	275	227	14	48	466,496	5.9	274,690	108,792	71,382	11,408	37,410
Sep-10	1,419	3.9	906	265	227	18	39	462,414	7.6	281,543	93,196	67,820	11,263	26,746
Oct-10	1,498	▲ 7.2	932	290	256	13	35	476,514	▲ 12.0	278,844	103,114	85,032	6,829	18,544
Nov-10	1,450	▲ 8.5	932	248	245	20	2	465,580	▲ 11.0	279,227	85,672	86,345	11,601	▲ 1,761
Dec-10	1,539	▲ 8.3	1,026	223	271	14	▲ 47	498,997	▲ 6.7	315,607	82,685	87,536	10,814	▲ 3,458
Jan-11	1,091	▲ 10.6	683	213	183	8	31	358,155	▲ 12.7	205,654	79,016	67,896	3,439	12,499
Feb-11	1,215	▲ 8.9	787	215	196	11	20	419,404	▲ 3.4	256,985	86,393	67,399	5,304	20,035
Mar-11	1,841	▲ 7.4	1,165	295	343	23	▲ 48	580,515	▲ 12.0	337,651	108,112	113,355	12,987	▲ 5,243
Apr-11	1,391	▲ 16.4	841	281	252	14	29	432,036	▲ 22.9	253,411	89,322	82,304	6,425	7,018
May-11	1,306	▲ 4.7	881	205	209	10	▲ 4	420,451	▲ 5.8	269,926	79,184	67,308	3,746	11,876
Jun-11	1,495	▲ 8.0	1,028	228	214	24	14	511,432	▲ 5.3	315,615	77,415	89,805	28,444	▲ 12,390
Jul-11	1,375	▲ 14.2	896	256	208	14	49	474,673	▲ 9.0	303,265	101,010	64,382	5,564	37,079
Aug-11	1,389	▲ 2.5	903	257	210	14	48	447,687	▲ 4.0	284,903	87,895	64,298	9,320	23,917
Sep-11	1,278	▲ 9.9	822	219	217	12	2	424,623	▲ 8.2	257,956	90,721	64,441	8,844	26,280
Oct-11	1,406	▲ 6.1	890	281	225	7	56	468,893	▲ 1.6	291,854	97,589	75,404	3,013	22,184
Nov-11	1,370	▲ 5.5	908	242	197	20	45	446,442	▲ 4.1	287,236	78,029	64,687	15,575	13,341
Dec-11	1,570	2.0	1,011	274	258	25	17	545,871	9.4	311,631	110,431	100,853	22,203	10,003
Jan-12	1,075	▲ 1.5	685	198	167	17	32	330,391	▲ 7.8	206,317	61,970	44,233	13,773	19,021
Feb-12	1,225	0.8	803	196	207	14	▲ 10	382,591	▲ 8.8	236,596	64,793	68,699	9,337	▲ 2,002
Mar-12	1,807	▲ 1.8	1,201	288	296	13	▲ 8	601,172	3.6	395,687	98,749	91,591	10,678	8,358
Apr-12	1,328	▲ 4.5	842	244	227	11	17	412,750	▲ 4.5	248,057	87,630	71,069	3,925	16,561
May-12	1,444	10.6	963	222	245	11	▲ 23	453,961	8.0	292,715	80,725	75,389	3,655	5,336
Jun-12	1,471	▲ 1.6	987	227	241	15	▲ 14	475,687	▲ 7.0	307,821	75,881	73,297	18,363	2,583
Jul-12	1,463	6.4	989	241	214	15	27	466,998	▲ 1.6	290,829	93,790	70,990	10,238	22,799
Aug-12	1,385	▲ 0.3	926	246	197	9	49	443,493	▲ 0.9	293,758	81,723	60,269	5,128	21,454
Sep-12	1,251	▲ 2.1	798	225	212	15	13	398,050	▲ 6.3	251,074	73,690	68,235	4,681	5,455
Oct-12	1,476	5.0	973	259	226	15	33	487,288	3.9	317,004	91,854	71,847	5,889	20,007
Nov-12	1,485	8.4	1,009	221	242	10	▲ 20	529,370	18.6	324,550	91,751	69,897	42,340	22,180
Dec-12	1,564	▲ 0.4	1,028	271	244	18	27	494,967	▲ 9.3	307,002	94,371	76,019	15,875	18,352
Jan-13	1,005	▲ 6.5	654	187	148	13	39	319,896	▲ 3.2	193,747	74,869	45,679	4,602	29,438
Feb-13	1,279	4.4	820	226	211	18	15	393,210	2.8	243,598	72,197	63,605	12,410	8,591
Mar-13	1,884	4.3	1,258	319	280	16	39	589,183	▲ 2.0	382,394	111,854	85,762	5,948	26,114
Apr-13	1,480	11.4	1,001	252	209	15	43	487,272	18.1	314,371	99,111	65,355	6,840	33,756
May-13	1,488	3.0	994	261	216	16	45	492,795	8.6	323,936	88,394	68,737	11,522	19,657
Jun-13	1,473	0.1	978	254	221	19	33	462,103	▲ 2.9	295,547	89,880	69,068	7,425	20,812
Jul-13	1,509	3.1	1,019	257	210	19	48	494,637	5.9	310,564	97,909	72,400	12,779	25,856
Aug-13	1,410	1.8	917	258	209	20	50	450,939	1.7	290,695	84,580	63,438	9,992	21,445
Sep-13	1,417	13.3	935	243	218	18	26	457,773	15.0	298,258	77,330	74,319	6,835	3,179
Oct-13	1,481	0.3	973	285	208	14	77	476,535	▲ 2.2	311,878	87,882	62,145	14,027	25,737
Nov-13	1,414	▲ 4.8	939	263	195	15	68	444,647	▲ 16.0	278,846	100,366	56,776	6,189	43,590
Dec-13	1,673	7.0	1,085	306	251	22	56	528,550	6.8	327,203	105,941	85,324	6,779	21,195
Jan-14	1,183	17.7	760	237	161	15	78	392,221	22.6	229,462	93,347	47,963	16,428	46,149
Feb-14	1,370	7.1	896	215	238	12	▲ 21	438,375	11.5	273,894	72,737	77,200	9,821	▲ 4,027
Mar-14	2,193	16.4	1,403	363	384	37	▲ 21	701,502	19.1	431,968	120,854	125,446	20,916	▲ 4,591
Apr-14	1,367	▲ 7.6	900	272	175	15	98	427,186	▲ 12.3	277,097	88,342	49,857	7,774	38,821
May-14	1,277	▲ 14.2	878	216	164	13	52	433,779	▲ 12.0	264,088	81,556	50,587	36,108	30,969
Jun-14	1,415	▲ 3.9	896	291	204	19	87	461,824	▲ 0.1	290,082	101,685	59,651	9,022	42,034
Jul-14	1,524	1.0	1,000	266	232	21	36	491,833	▲ 0.6	309,134	98,210	69,851	11,930	29,463
Aug-14	1,345	▲ 4.6	856	224	248	15	▲ 23	655,596	45.4	276,105	300,636	71,493	5,577	230,713
Sep-14	1,396	▲ 1.5	886	268	220	20	49	455,464	▲ 0.5	278,342	97,122	67,712	11,290	29,707
Oct-14	1,392	▲ 6.0	905	268	201	16	67	454,803	▲ 4.6	286,534	98,922	60,432	8,440	38,490
Nov-14	1,376	▲ 2.7	868	286	204	13	83	445,265	0.1	280,271	89,035	61,180	12,308	28,213
Dec-14	1,672	▲ 0.1	1,094	312	249	15	63	543,501	2.8	335,256	120,172	82,249	5,358	37,923
Jan-15	1,067	▲ 9.8	668	219	165	10	54	340,338	▲ 13.2	206,339	81,033	45,868	4,660	35,165
Feb-15	1,333	▲ 2.7	857	249	199	23	51	427,257	▲ 2.5	269,742	85,790	60,949	8,892	25,098
Mar-15	1,930	▲ 12.0	1,250	335	312	23	27	631,724	▲ 9.9	390,060	122,697	100,788	11,699	26,324
Apr-15	1,546	13.1	1,025	276	232	9	44	511,279	19.7	332,176	95,826	76,918	5,112	18,908
May-15	1,386	8.5	869	287	207	18	79	438,215	1.0	269,589	95,910	61,533	8,983	33,349
Jun-15	1,595	12.7	1,092	262	230	10	32	526,264	14.0	358,531	92,708	70,695	4,052	22,013
Jul-15	1,619	6.2	1,046	326	223	18	103	540,077	9.8	338,037	130,480	63,545	5,932	66,936
Aug-15	1,432	6.5	908	304	203	13	102	454,533	▲ 30.7	279,405	102,226	61,035	10,550	41,729
Sep-15	*1,545*	*10.7*	*976*	*303*	*238*	*26*	*65*	*517,383*	*13.6*	*305,042*	*109,848*	*67,351*	*31,739*	*42,498*
Oct-15	*1,420*	*2.0*	*874*	*318*	*208*	*15*	*111*	*462,948*	*1.8*	*287,207*	*104,404*	*61,145*	*7,043*	*44,266*
Nov-15	*1,557*	*13.2*	*967*	*331*	*240*	*17*	*91*	*482,688*	*8.4*	*287,802*	*110,953*	*70,943*	*11,350*	*40,009*

	Condominiums													
			numbers of transactions by transaction party							gross area of transactions by transaction party(㎡)				
	numbers of transactions	change compared to year-earlier month(%)	Individual→ Individual	Individual→ Private corporation	Private corporation → Individual	Private corporation → Private corporation	trend of transaction of Private corporation (buy-sell)	gross area of transactions (㎡)	change compared to year-earlier month(%)	Individual→ Individual	Individual→ Private corporation	Private corporation → Individual	Private corporation → Private corporation	trend of transaction of Private corporation (buy-sell)
Apr-08	832		495	102	216	19	▲ 114	49,348		31,619	5,421	11,476	832	▲ 6,055
May-08	779		460	85	219	15	▲ 134	45,939		29,334	4,271	11,427	907	▲ 7,157
Jun-08	816		459	89	252	16	▲ 163	48,931		29,654	5,260	13,005	1,012	▲ 7,745
Jul-08	890		486	161	230	13	▲ 69	52,419		30,935	9,568	11,086	830	▲ 1,518
Aug-08	742		375	128	228	11	▲ 100	43,169		23,969	7,583	11,134	483	▲ 3,552
Sep-08	909		448	153	287	21	▲ 134	50,854		27,403	8,460	14,102	888	▲ 5,642
Oct-08	915		480	116	304	15	▲ 188	54,161		30,137	6,929	16,155	939	▲ 9,226
Nov-08	802		417	114	256	14	▲ 142	48,097		26,020	6,940	14,139	888	▲ 7,199
Dec-08	878		452	113	291	22	▲ 178	51,632		28,022	6,616	15,581	1,413	▲ 8,965
Jan-09	675		335	107	220	13	▲ 113	41,498		20,844	6,626	13,550	479	▲ 6,924
Feb-09	708		365	87	243	13	▲ 156	43,198		22,228	5,079	15,124	767	▲ 10,046
Mar-09	1,119		592	126	389	12	▲ 263	69,397		38,780	7,012	23,094	511	▲ 16,082
Apr-09	867	4.2	461	90	303	13	▲ 213	51,755	4.9	28,572	4,718	17,797	668	▲ 13,079
May-09	794	1.9	399	89	294	11	▲ 205	46,864	2.0	25,321	4,778	16,087	568	▲ 11,309
Jun-09	920	12.7	473	118	313	16	▲ 195	54,372	11.1	29,756	6,634	17,399	583	▲ 10,765
Jul-09	939	5.5	483	125	320	11	▲ 195	56,115	7.0	30,653	7,580	17,216	666	▲ 9,635
Aug-09	808	8.9	435	102	258	13	▲ 156	47,448	9.9	27,227	5,824	13,875	522	▲ 8,051
Sep-09	880	▲ 3.2	453	103	308	16	▲ 205	50,530	▲ 0.6	27,763	5,608	16,310	849	▲ 10,701
Oct-09	850	▲ 7.1	455	117	258	20	▲ 141	49,561	▲ 8.5	28,290	6,262	13,982	1,026	▲ 7,720
Nov-09	823	2.6	478	96	228	21	▲ 132	48,345	0.5	30,288	5,159	11,841	1,057	▲ 6,682
Dec-09	921	4.9	465	108	328	17	▲ 217	52,355	1.4	28,422	5,505	17,406	840	▲ 11,720
Jan-10	624	▲ 7.6	332	108	175	9	▲ 67	36,495	▲ 12.1	21,064	6,339	8,845	247	▲ 2,506
Feb-10	789	11.4	424	97	255	13	▲ 158	45,274	4.8	26,104	5,238	13,176	756	▲ 7,938
Mar-10	1,345	20.2	630	168	507	40	▲ 339	82,089	18.3	39,293	9,288	31,233	2,275	▲ 21,945
Apr-10	913	5.3	537	110	249	16	▲ 138	53,052	2.5	32,854	5,840	13,380	918	▲ 7,480
May-10	859	8.2	464	112	253	30	▲ 141	47,416	1.2	27,799	6,160	12,279	1,178	▲ 6,120
Jun-10	931	1.2	526	125	257	23	▲ 132	54,708	0.6	32,840	6,399	14,115	1,354	▲ 7,715
Jul-10	942	0.3	498	136	292	16	▲ 156	55,485	▲ 1.1	31,215	7,400	15,832	1,038	▲ 8,432
Aug-10	956	18.3	495	130	284	47	▲ 154	56,038	18.1	31,260	6,256	16,165	2,357	▲ 9,909
Sep-10	849	▲ 3.5	442	120	266	21	▲ 146	49,591	▲ 1.9	27,574	5,863	14,597	1,558	▲ 8,734
Oct-10	868	2.1	480	133	234	21	▲ 101	49,046	▲ 1.0	28,843	7,005	12,082	1,116	▲ 5,076
Nov-10	915	11.2	497	124	274	20	▲ 150	52,292	8.2	31,021	6,411	13,861	999	▲ 7,450
Dec-10	1,095	18.9	528	141	404	22	▲ 263	65,460	25.0	32,544	7,517	24,219	1,180	▲ 16,703
Jan-11	673	7.9	357	123	177	16	▲ 54	38,440	5.3	21,932	6,829	9,013	666	▲ 2,184
Feb-11	801	1.5	427	130	219	16	▲ 90	44,010	▲ 2.8	24,987	7,119	10,802	791	▲ 3,703
Mar-11	1,333	▲ 0.9	717	162	423	27	▲ 261	80,686	▲ 1.7	45,858	8,402	24,671	1,632	▲ 16,268
Apr-11	1,004	10.0	544	181	257	14	▲ 76	57,667	8.7	33,453	8,675	14,583	687	▲ 5,908
May-11	868	1.0	469	154	219	19	▲ 65	48,717	2.7	28,179	7,922	11,677	756	▲ 3,754
Jun-11	1,081	16.1	545	153	273	106	▲ 121	55,688	1.8	32,754	6,954	13,551	2,283	▲ 6,639
Jul-11	886	▲ 5.9	457	154	250	24	▲ 96	48,488	▲ 12.6	26,901	7,590	12,626	1,275	▲ 5,036
Aug-11	945	▲ 1.2	512	139	258	36	▲ 119	51,734	▲ 7.7	31,164	7,061	12,020	1,489	▲ 4,958
Sep-11	916	7.9	513	139	245	19	▲ 106	50,440	1.7	30,192	7,363	12,097	789	▲ 4,734
Oct-11	898	3.5	467	164	243	24	▲ 79	48,471	▲ 1.2	27,182	8,650	11,545	1,095	▲ 2,895
Nov-11	897	▲ 2.0	466	178	238	15	▲ 60	48,413	▲ 7.4	27,821	8,635	11,546	411	▲ 2,912
Dec-11	1,022	▲ 6.7	564	167	264	27	▲ 97	57,416	▲ 12.3	34,222	8,414	13,039	1,742	▲ 4,625
Jan-12	645	▲ 4.2	325	129	173	18	▲ 44	34,474	▲ 10.3	19,386	6,063	8,303	721	▲ 2,241
Feb-12	812	1.4	441	129	212	30	▲ 83	45,647	3.7	26,842	6,117	10,829	1,859	▲ 4,712
Mar-12	1,234	▲ 7.4	693	179	313	49	▲ 134	70,304	▲ 12.9	42,789	8,580	16,417	2,519	▲ 7,837
Apr-12	916	▲ 8.8	504	153	245	14	▲ 92	51,184	▲ 11.2	30,072	8,094	12,516	502	▲ 4,422
May-12	803	▲ 7.5	449	137	196	21	▲ 59	45,228	▲ 7.2	28,134	6,733	9,405	956	▲ 2,672
Jun-12	935	▲ 13.5	509	153	246	27	▲ 93	49,941	▲ 10.3	30,966	7,267	10,589	1,118	▲ 3,322
Jul-12	866	▲ 2.3	492	140	220	14	▲ 80	49,035	1.1	30,373	7,137	10,856	669	▲ 3,718
Aug-12	768	▲ 18.7	440	135	184	9	▲ 49	43,609	▲ 15.7	27,787	6,402	9,004	415	▲ 2,602
Sep-12	838	▲ 8.5	431	175	211	21	▲ 36	45,461	▲ 9.9	26,959	7,465	10,290	747	▲ 2,825
Oct-12	868	▲ 3.3	509	151	186	22	▲ 35	47,445	▲ 2.1	29,843	7,528	9,200	873	▲ 1,672
Nov-12	986	9.9	551	157	204	74	▲ 47	55,278	14.2	33,914	7,362	10,752	3,250	▲ 3,391
Dec-12	837	▲ 18.1	498	153	165	21	▲ 12	46,436	▲ 19.1	30,295	6,401	8,842	897	▲ 2,442
Jan-13	625	▲ 3.1	363	119	129	14	▲ 10	33,595	▲ 2.5	21,007	5,882	6,092	614	▲ 211
Feb-13	765	▲ 5.8	451	135	160	19	▲ 25	41,960	▲ 8.1	27,317	6,501	7,489	652	▲ 988
Mar-13	1,183	▲ 4.1	684	198	265	36	▲ 67	69,840	▲ 0.7	44,136	10,108	14,085	1,512	▲ 3,977
Apr-13	941	2.7	574	161	184	22	▲ 23	53,144	3.8	35,874	8,166	8,407	698	▲ 241
May-13	873	8.7	500	165	179	29	▲ 14	49,300	9.0	30,724	7,577	9,606	1,393	▲ 2,029
Jun-13	1,016	8.7	492	171	327	26	▲ 156	57,084	14.3	30,111	8,564	17,170	1,239	▲ 8,606
Jul-13	957	10.5	553	186	203	15	▲ 17	52,957	8.0	34,255	8,811	9,384	507	▲ 573
Aug-13	893	16.3	519	166	182	26	▲ 16	51,042	17.0	32,550	8,672	8,686	1,134	▲ 14
Sep-13	905	8.0	511	165	200	29	▲ 35	49,398	8.7	32,093	7,969	8,154	1,182	▲ 185
Oct-13	955	10.0	532	155	242	26	▲ 87	52,940	11.6	31,251	7,581	12,752	1,356	▲ 5,171
Nov-13	1,005	1.9	550	195	238	22	▲ 43	55,029	▲ 0.4	33,581	9,323	11,164	961	▲ 1,841
Dec-13	1,030	23.1	572	209	217	32	▲ 8	56,605	21.9	34,879	10,141	10,086	1,500	54
Jan-14	736	17.8	423	153	133	27	20	40,953	21.9	26,048	7,718	6,043	1,144	1,676
Feb-14	913	19.3	513	167	197	36	▲ 30	49,187	17.2	30,165	7,794	9,974	1,254	▲ 2,180
Mar-14	1,402	18.5	831	253	286	32	▲ 33	81,105	16.1	52,650	12,660	13,910	1,884	▲ 1,250
Apr-14	868	▲ 7.8	509	181	160	18	21	49,370	▲ 7.1	31,998	9,179	7,610	584	1,569
May-14	817	▲ 6.4	458	169	173	17	▲ 4	44,919	▲ 8.9	28,088	7,981	8,095	755	▲ 114
Jun-14	918	▲ 9.6	486	215	188	29	27	49,619	▲ 13.1	29,459	10,500	8,443	1,218	2,056
Jul-14	930	▲ 2.8	518	196	192	24	4	53,026	0.1	32,489	9,869	9,351	1,317	518
Aug-14	870	▲ 2.6	452	179	216	23	▲ 37	47,512	▲ 6.9	28,151	8,768	9,659	935	▲ 890
Sep-14	935	3.3	454	197	253	31	▲ 56	50,407	2.0	27,605	9,779	11,608	1,415	▲ 1,829
Oct-14	879	▲ 8.0	478	212	173	16	39	47,073	▲ 11.1	28,752	9,743	7,938	639	1,804
Nov-14	895	▲ 10.9	478	187	203	26	▲ 15	50,302	▲ 8.6	29,551	9,005	10,563	1,104	▲ 1,479
Dec-14	962	▲ 6.6	514	230	177	20	51	53,854	▲ 4.9	31,597	11,131	9,278	1,020	1,761
Jan-15	759	3.1	392	180	157	26	23	41,302	0.9	24,002	8,194	7,794	1,167	400
Feb-15	906	▲ 0.8	450	211	203	23	8	50,045	1.7	27,693	10,571	9,829	1,146	742
Mar-15	1,305	▲ 6.9	740	304	223	36	81	75,043	▲ 7.5	46,505	14,240	12,752	1,474	1,488
Apr-15	1,085	25.0	597	245	193	45	52	59,901	21.3	35,965	11,761	10,074	1,887	1,687
May-15	934	14.3	461	245	193	35	52	49,475	10.1	28,067	10,871	9,234	1,303	1,636
Jun-15	1,028	12.0	555	254	181	38	73	56,186	13.2	33,722	11,939	8,770	1,755	3,168
Jul-15	1,055	13.4	546	272	197	40	75	57,917	9.2	34,428	12,376	9,639	1,475	2,736
Aug-15	983	13.0	494	267	191	31	76	52,718	11.0	29,672	12,071	9,695	1,280	2,376
Sep-15	*978*	*4.6*	*522*	*241*	*180*	*35*	*61*	*52,561*	*4.3*	*30,992*	*10,648*	*9,136*	*1,785*	*1,511*
Oct-15	*966*	*9.9*	*471*	*238*	*208*	*49*	*30*	*51,557*	*9.5*	*28,719*	*10,569*	*10,176*	*2,094*	*393*
Nov-15	*1,001*	*11.8*	*517*	*233*	*202*	*49*	*31*	*53,674*	*6.7*	*31,164*	*10,562*	*10,243*	*1,705*	*319*

3-1 Tokyo including suburbs

	Detached House													
			numbers of transactions by transaction party							gross area of transactions by transaction party(㎡)				
	numbers of transactions	change compared to year-earlier month(%)	Individual→ Individual	Individual→ Private corporation	Private corporation → Individual	Private corporation → Private corporation	trend of transaction of Private corporation (buy-sell)	gross area of transactions (㎡)	change compared to year-earlier month(%)	Individual→ Individual	Individual→ Private corporation	Private corporation → Individual	Private corporation → Private corporation	trend of transaction of Private corporation (buy-sell)
Apr-08	3,187		1,765	716	624	81	92	520,393		271,176	135,155	93,821	20,044	41,334
May-08	3,140		1,763	645	666	65	▲ 21	499,424		265,356	115,058	104,554	14,297	10,504
Jun-08	3,235		1,789	624	748	72	▲ 123	524,915		268,444	121,605	112,836	21,597	8,929
Jul-08	3,326		1,873	703	679	69	24	552,979		291,846	125,074	108,640	27,247	16,434
Aug-08	2,907		1,657	606	578	64	29	477,473		262,704	110,744	87,243	16,292	23,924
Sep-08	2,994		1,712	632	577	70	57	509,022		265,905	129,427	90,223	22,476	40,095
Oct-08	3,008		1,677	620	639	70	▲ 20	505,812		270,860	117,252	101,707	15,497	15,232
Nov-08	2,900		1,677	570	570	80	1	498,349		264,375	116,647	94,287	22,634	22,482
Dec-08	3,089		1,749	584	679	77	▲ 95	507,345		276,849	108,544	106,572	15,380	1,973
Jan-09	2,341		1,313	490	477	61	13	391,600		204,143	91,120	82,913	13,425	8,207
Feb-09	2,400		1,390	401	554	54	▲ 153	388,556		220,608	75,152	82,124	10,490	▲ 6,973
Mar-09	4,120		2,518	632	877	92	▲ 244	684,026		384,580	126,509	144,763	27,100	▲ 17,181
Apr-09	3,051	▲ 4.3	1,827	544	616	63	▲ 72	519,528	▲ 0.2	301,115	103,882	100,125	14,260	3,758
May-09	2,844	▲ 9.4	1,658	508	619	56	▲ 111	480,384	▲ 3.8	262,579	96,367	104,040	16,640	▲ 7,673
Jun-09	3,279	1.4	1,980	575	652	70	▲ 76	569,452	8.5	312,157	118,129	117,693	18,413	1,968
Jul-09	3,480	4.6	2,079	684	657	59	28	598,795	8.3	318,398	148,974	113,322	17,988	35,765
Aug-09	2,882	▲ 0.9	1,721	559	532	65	27	481,743	0.9	266,887	109,188	88,955	15,837	20,233
Sep-09	3,063	2.3	1,828	611	534	83	81	551,944	8.4	288,650	118,384	97,222	46,043	22,386
Oct-09	3,319	10.3	1,890	741	614	72	128	585,769	15.8	296,477	153,840	109,404	25,837	44,616
Nov-09	3,266	12.6	1,935	666	603	60	63	574,918	15.4	300,486	156,051	100,707	16,337	55,344
Dec-09	3,249	5.2	1,868	690	615	72	77	574,735	13.3	302,146	143,769	104,096	23,088	39,941
Jan-10	2,453	4.8	1,400	618	373	58	248	414,539	5.9	217,394	116,519	65,599	13,513	52,251
Feb-10	2,700	12.5	1,573	526	534	67	▲ 8	460,806	18.6	253,839	99,868	89,444	17,655	10,425
Mar-10	4,141	0.5	2,449	871	702	112	171	703,588	2.9	379,796	166,389	117,213	37,376	49,722
Apr-10	3,324	8.9	1,936	739	597	50	143	559,976	7.8	303,158	144,060	97,336	14,934	46,973
May-10	2,857	0.5	1,682	651	474	49	177	468,709	▲ 2.4	258,324	124,053	75,449	10,699	48,604
Jun-10	3,196	▲ 2.5	1,801	724	586	83	139	558,315	▲ 2.0	291,914	136,585	103,865	25,166	32,872
Jul-10	3,184	▲ 8.5	1,812	747	553	68	194	538,202	▲ 10.1	288,279	138,377	92,563	18,422	45,814
Aug-10	2,928	1.6	1,781	621	472	52	150	493,523	2.4	277,597	121,466	83,145	10,789	38,714
Sep-10	3,145	2.7	1,785	730	547	80	185	532,018	▲ 3.6	286,389	133,261	93,375	18,132	40,299
Oct-10	2,917	▲ 12.1	1,631	715	512	57	205	492,008	▲ 16.0	254,868	134,864	88,724	13,030	46,661
Nov-10	3,087	▲ 5.5	1,811	707	525	43	182	507,087	▲ 11.8	281,250	130,487	86,646	8,529	43,841
Dec-10	3,465	6.6	1,972	798	618	73	181	600,148	4.4	314,170	150,439	106,242	28,548	44,511
Jan-11	2,444	▲ 0.4	1,347	669	365	59	306	428,958	3.5	212,352	132,407	68,878	14,410	63,883
Feb-11	2,606	▲ 3.5	1,425	640	479	60	163	450,800	▲ 2.2	229,758	121,373	83,228	15,568	39,018
Mar-11	3,873	▲ 6.5	2,355	799	643	74	157	648,560	▲ 7.8	363,836	154,701	103,080	26,365	51,800
Apr-11	2,756	▲ 17.1	1,641	630	434	50	197	464,565	▲ 17.0	258,825	114,816	79,026	11,669	36,020
May-11	2,587	▲ 9.5	1,435	613	486	50	129	480,807	2.6	229,307	106,360	80,286	14,688	26,363
Jun-11	3,006	▲ 5.9	1,701	642	604	57	38	497,102	▲ 11.0	261,403	121,776	99,095	14,612	22,681
Jul-11	2,929	▲ 8.0	1,685	692	504	44	191	495,891	▲ 7.9	259,170	136,688	88,900	10,044	48,713
Aug-11	2,768	▲ 5.5	1,582	672	456	57	216	472,271	▲ 4.3	252,220	134,209	68,855	16,656	65,354
Sep-11	3,004	▲ 4.5	1,713	678	543	67	138	523,645	▲ 1.6	284,943	131,898	91,724	14,734	40,519
Oct-11	2,619	▲ 10.2	1,479	607	472	58	137	462,957	▲ 5.9	245,438	114,377	86,306	15,633	29,044
Nov-11	2,850	▲ 7.7	1,590	697	508	54	190	474,257	▲ 6.5	248,850	130,942	81,179	12,524	50,525
Dec-11	3,273	▲ 5.5	1,949	679	574	70	106	572,574	▲ 4.6	313,090	133,597	102,411	23,282	31,380
Jan-12	2,303	▲ 5.8	1,341	578	330	48	253	414,082	▲ 3.5	211,462	129,320	57,537	13,350	74,023
Feb-12	2,679	2.8	1,515	620	494	48	127	449,770	▲ 0.2	241,565	112,664	84,644	10,631	28,099
Mar-12	3,934	1.6	2,360	862	613	96	249	681,783	5.1	368,622	176,979	105,327	30,521	71,652
Apr-12	2,796	1.5	1,616	633	498	44	137	470,586	1.3	254,571	114,444	89,211	11,572	25,564
May-12	2,795	8.0	1,605	678	458	52	221	461,033	▲ 4.1	251,183	126,708	68,595	14,125	58,292
Jun-12	3,009	0.1	1,741	692	526	46	169	510,081	2.6	272,979	140,736	82,900	12,881	58,196
Jul-12	3,213	9.7	1,903	737	511	59	227	532,151	7.3	288,452	137,652	88,380	17,275	49,382
Aug-12	2,998	8.3	1,807	651	488	49	166	502,290	6.4	282,440	124,054	81,803	10,884	45,359
Sep-12	2,843	▲ 5.4	1,651	627	497	67	130	507,029	▲ 3.2	262,741	119,175	100,547	24,388	18,628
Oct-12	2,985	14.0	1,768	671	488	57	183	501,040	8.2	280,901	121,757	83,112	15,161	38,644
Nov-12	3,233	13.4	1,802	776	576	75	202	602,628	27.1	278,297	147,104	98,744	77,785	48,623
Dec-12	3,362	2.7	1,965	774	549	71	226	588,135	2.7	320,807	151,711	98,922	16,180	52,846
Jan-13	2,287	▲ 0.7	1,324	616	294	53	322	408,642	▲ 1.3	220,793	121,287	47,489	19,073	73,798
Feb-13	2,785	4.0	1,572	647	473	91	176	465,264	3.4	248,494	110,695	74,434	31,318	36,583
Mar-13	4,186	6.4	2,533	900	668	81	234	680,128	▲ 0.2	386,357	167,313	104,942	20,290	63,163
Apr-13	2,977	6.5	1,752	652	522	50	131	490,515	4.2	274,482	114,214	87,420	14,158	27,036
May-13	3,271	17.0	1,989	679	535	65	146	556,115	20.6	319,022	130,163	86,610	19,602	44,028
Jun-13	3,312	10.1	1,961	736	549	63	188	554,983	8.8	304,548	136,297	97,102	16,286	39,679
Jul-13	3,357	4.5	2,009	760	523	65	237	565,108	6.2	321,325	140,484	87,281	16,018	53,203
Aug-13	2,929	▲ 2.3	1,765	660	434	69	227	481,169	▲ 4.2	271,304	118,560	71,621	19,470	47,153
Sep-13	3,094	8.8	1,761	770	489	69	284	512,778	1.1	281,048	136,547	77,236	16,961	59,880
Oct-13	3,088	3.5	1,767	762	491	63	274	524,493	4.7	289,650	136,813	77,570	19,450	59,892
Nov-13	3,213	▲ 0.6	1,881	788	483	57	307	549,596	▲ 8.8	293,370	148,665	82,144	24,845	66,801
Dec-13	3,437	2.2	1,942	881	541	70	341	598,940	1.8	311,333	177,989	93,023	13,484	85,210
Jan-14	2,555	11.7	1,410	717	375	52	342	426,575	4.4	218,293	127,091	59,819	21,322	67,271
Feb-14	2,862	2.8	1,640	677	479	65	199	483,849	4.0	259,754	121,780	84,505	17,735	37,351
Mar-14	4,482	7.1	2,708	1,015	654	101	363	745,362	9.6	417,935	183,013	114,318	29,386	69,003
Apr-14	2,651	▲ 11.0	1,550	670	370	58	300	437,513	▲ 10.8	245,888	117,732	58,501	14,792	59,231
May-14	2,914	▲ 10.9	1,665	721	467	59	256	481,843	▲ 13.4	261,687	133,671	72,383	13,722	61,667
Jun-14	3,104	▲ 6.3	1,718	746	569	67	179	511,637	▲ 7.8	274,718	124,915	96,283	15,426	28,808
Jul-14	3,205	▲ 4.5	1,823	775	545	61	231	550,158	▲ 2.6	280,111	147,340	100,146	22,411	47,344
Aug-14	2,798	▲ 4.5	1,559	701	480	57	221	480,667	▲ 0.1	255,890	123,863	80,580	20,278	43,283
Sep-14	3,081	▲ 0.4	1,700	830	474	74	356	524,332	2.3	264,121	161,839	77,435	19,460	84,227
Oct-14	2,970	▲ 3.8	1,583	791	517	77	275	525,721	0.2	257,134	157,494	89,965	20,776	67,703
Nov-14	2,950	▲ 8.2	1,693	695	509	49	188	492,693	▲ 10.4	276,525	121,555	83,921	9,028	38,948
Dec-14	3,522	2.5	1,908	951	556	106	396	638,893	6.7	317,710	185,777	94,295	40,918	91,676
Jan-15	2,413	▲ 5.6	1,303	689	362	55	330	407,590	▲ 4.5	207,049	120,768	63,522	14,208	59,130
Feb-15	2,821	▲ 1.4	1,574	663	521	62	142	475,672	▲ 1.7	257,261	119,369	85,122	13,788	34,247
Mar-15	4,206	▲ 6.2	2,411	1,056	642	91	416	716,322	▲ 3.9	397,391	197,289	97,804	21,888	99,896
Apr-15	3,182	20.0	1,837	758	521	63	240	527,757	20.6	295,928	134,240	79,709	16,839	55,573
May-15	3,005	3.1	1,668	741	521	74	220	499,416	3.6	267,418	134,636	82,794	14,331	51,842
Jun-15	3,489	12.4	1,939	864	613	68	253	578,608	13.1	309,927	155,464	97,335	15,143	58,409
Jul-15	3,652	13.9	2,060	920	588	81	334	630,547	14.6	318,764	177,215	105,747	28,310	71,814
Aug-15	3,083	10.2	1,756	782	465	78	318	506,603	5.4	275,720	139,701	70,266	20,376	69,722
Sep-15	*3,262*	*5.9*	*1,797*	*855*	*516*	*88*	*341*	*549,329*	*4.8*	*280,895*	*162,251*	*86,255*	*19,386*	*76,125*
Oct-15	*3,217*	*8.3*	*1,720*	*880*	*523*	*88*	*362*	*528,077*	*0.4*	*272,207*	*152,010*	*76,915*	*24,372*	*77,492*
Nov-15	*3,298*	*11.8*	*1,826*	*839*	*555*	*76*	*285*	*556,956*	*13.0*	*293,521*	*157,857*	*86,221*	*18,592*	*72,116*

3-1 Tokyo including suburbs

	Condominiums													
			numbers of transactions by transaction party							gross area of transactions by transaction party(㎡)				
	numbers of transactions	change compared to year-earlier month(%)	Individual→ Individual	Individual→ Private corporation	Private corporation → Individual	Private corporation → Private corporation	trend of transaction of Private corporation (buy-sell)	gross area of transactions (㎡)	change compared to year-earlier month(%)	Individual→ Individual	Individual→ Private corporation	Private corporation → Individual	Private corporation → Private corporation	trend of transaction of Private corporation (buy-sell)
Apr-08	7,495		3,198	1,142	2,734	420	▲ 1,591	417,777		195,198	54,658	149,288	18,587	▲ 94,584
May-08	6,480		2,796	1,183	2,230	223	▲ 1,047	335,605		167,361	53,058	103,352	9,329	▲ 50,294
Jun-08	6,891		3,080	1,067	2,384	357	▲ 1,317	369,783		186,363	51,592	115,335	16,192	▲ 63,743
Jul-08	7,085		3,156	1,231	2,445	250	▲ 1,214	383,207		191,374	59,204	121,995	10,342	▲ 62,791
Aug-08	6,087		2,705	956	2,173	247	▲ 1,217	333,856		167,508	48,032	106,525	11,325	▲ 58,493
Sep-08	6,724		2,759	1,073	2,529	345	▲ 1,456	357,487		167,169	52,643	121,163	15,243	▲ 68,521
Oct-08	6,789		2,769	1,172	2,548	299	▲ 1,376	361,200		168,195	58,152	122,968	11,835	▲ 64,816
Nov-08	6,277		2,537	957	2,546	220	▲ 1,589	353,156		154,538	49,162	139,151	9,502	▲ 89,989
Dec-08	6,904		2,706	1,118	2,703	375	▲ 1,585	370,884		160,819	55,416	135,793	18,744	▲ 80,377
Jan-09	5,619		2,291	896	2,088	337	▲ 1,192	320,285		141,436	47,612	111,703	18,973	▲ 64,090
Feb-09	6,139		2,397	806	2,646	280	▲ 1,839	339,467		143,945	40,290	141,541	12,904	▲ 101,220
Mar-09	10,568		4,535	1,111	4,312	578	▲ 3,199	620,135		286,137	58,194	243,980	29,930	▲ 185,647
Apr-09	7,311	▲ 2.5	3,246	1,020	2,758	265	▲ 1,734	412,698	▲ 1.2	202,143	51,363	146,220	11,557	▲ 94,684
May-09	6,210	▲ 4.2	2,726	866	2,402	211	▲ 1,536	351,462	4.7	166,867	45,473	129,755	8,974	▲ 84,283
Jun-09	7,860	14.1	3,198	1,040	3,339	282	▲ 2,299	439,700	18.9	193,520	50,755	181,968	13,358	▲ 131,213
Jul-09	7,784	9.9	3,341	1,081	2,991	371	▲ 1,910	437,382	14.1	204,766	56,629	157,739	18,248	▲ 101,109
Aug-09	6,892	13.2	2,831	951	2,849	260	▲ 1,898	388,421	16.3	172,574	49,523	154,001	12,226	▲ 104,478
Sep-09	7,013	4.3	2,914	1,084	2,750	263	▲ 1,664	390,016	9.1	177,186	54,235	144,648	13,849	▲ 90,315
Oct-09	7,462	9.9	3,044	1,117	3,087	214	▲ 1,970	415,237	15.0	182,214	57,595	165,386	10,043	▲ 107,791
Nov-09	7,376	17.5	3,068	1,201	2,861	243	▲ 1,657	407,376	15.4	186,479	61,539	147,643	11,549	▲ 85,938
Dec-09	7,488	8.5	3,122	1,195	2,904	257	▲ 1,699	408,350	10.1	186,953	60,719	148,160	11,944	▲ 86,867
Jan-10	5,803	3.3	2,388	1,046	2,101	267	▲ 1,054	318,640	▲ 0.5	144,869	55,466	106,636	11,643	▲ 51,146
Feb-10	6,686	8.9	2,746	1,047	2,609	283	▲ 1,562	364,730	7.4	164,739	54,022	132,342	13,572	▲ 78,320
Mar-10	9,901	▲ 6.3	4,712	1,502	3,336	347	▲ 1,833	559,828	▲ 9.7	292,974	77,560	173,005	15,994	▲ 95,389
Apr-10	7,484	2.4	3,442	1,364	2,412	263	▲ 1,047	405,795	▲ 1.7	206,548	69,317	118,627	10,989	▲ 49,209
May-10	6,476	4.3	2,806	1,148	2,296	226	▲ 1,148	350,122	▲ 0.4	167,155	58,719	115,025	9,222	▲ 56,306
Jun-10	7,222	▲ 8.1	3,055	1,230	2,705	230	▲ 1,475	388,769	▲ 11.6	181,565	63,722	133,053	10,201	▲ 69,331
Jul-10	8,173	5.0	3,261	1,414	3,096	402	▲ 1,682	458,836	4.9	195,616	73,596	165,827	23,797	▲ 92,231
Aug-10	6,370	▲ 7.6	2,752	1,223	2,169	226	▲ 946	342,027	▲ 11.9	165,216	63,290	103,696	9,825	▲ 40,405
Sep-10	7,363	5.0	2,964	1,356	2,737	300	▲ 1,377	393,664	0.9	176,995	68,711	133,495	14,007	▲ 64,569
Oct-10	6,450	▲ 13.6	2,638	1,252	2,331	228	▲ 1,079	337,758	▲ 18.7	152,982	64,316	109,519	10,843	▲ 45,203
Nov-10	7,941	7.7	3,103	1,396	3,173	269	▲ 1,777	442,825	8.7	182,704	71,732	176,113	12,277	▲ 104,381
Dec-10	7,631	1.9	3,199	1,445	2,658	326	▲ 1,212	404,189	▲ 1.0	189,215	74,017	127,133	13,552	▲ 53,039
Jan-11	6,037	4.0	2,383	1,325	2,132	194	▲ 804	329,690	3.5	140,190	71,111	108,914	9,305	▲ 37,633
Feb-11	6,262	▲ 6.3	2,657	1,199	2,110	292	▲ 910	329,958	▲ 9.5	156,544	59,994	101,488	11,551	▲ 41,430
Mar-11	9,456	▲ 4.5	4,579	1,466	3,110	300	▲ 1,644	538,665	▲ 3.8	283,651	77,106	163,700	14,096	▲ 86,595
Apr-11	6,063	▲ 19.0	2,838	1,101	1,891	231	▲ 789	327,600	▲ 19.3	170,269	54,804	92,805	9,631	▲ 37,948
May-11	5,553	▲ 14.3	2,442	1,165	1,772	174	▲ 607	296,249	▲ 15.4	143,141	59,150	85,903	8,056	▲ 26,753
Jun-11	6,537	▲ 9.5	2,793	1,391	2,157	195	▲ 766	346,501	▲ 10.9	162,849	70,403	105,246	7,902	▲ 34,843
Jul-11	6,311	▲ 22.8	2,734	1,346	2,045	185	▲ 698	336,179	▲ 26.7	160,027	67,725	99,883	8,489	▲ 32,103
Aug-11	5,977	▲ 6.2	2,621	1,279	1,887	189	▲ 608	322,934	▲ 5.6	155,419	66,134	92,488	8,790	▲ 26,353
Sep-11	6,437	▲ 12.6	2,695	1,298	2,257	187	▲ 959	342,276	▲ 13.1	158,330	65,946	109,685	8,316	▲ 43,739
Oct-11	5,911	▲ 8.4	2,514	1,291	1,851	255	▲ 560	318,234	▲ 5.8	146,955	66,742	91,164	13,374	▲ 24,422
Nov-11	6,203	▲ 21.9	2,796	1,387	1,806	214	▲ 419	334,884	▲ 24.4	161,827	72,129	90,837	10,091	▲ 18,709
Dec-11	7,341	▲ 3.8	3,086	1,469	2,454	332	▲ 985	397,356	▲ 1.7	179,533	74,859	126,782	16,181	▲ 51,923
Jan-12	4,970	▲ 17.7	2,163	1,180	1,489	138	▲ 309	267,876	▲ 18.7	126,157	61,306	73,602	6,812	▲ 12,295
Feb-12	5,915	▲ 5.5	2,729	1,094	1,867	224	▲ 773	316,217	▲ 4.2	157,338	55,303	93,623	9,852	▲ 38,320
Mar-12	9,634	1.9	4,478	1,654	3,201	301	▲ 1,547	550,113	2.1	274,970	85,376	174,562	15,205	▲ 89,186
Apr-12	6,511	7.4	3,156	1,302	1,879	174	▲ 577	353,725	8.0	186,913	66,364	93,555	6,892	▲ 27,191
May-12	6,324	13.9	2,957	1,303	1,893	170	▲ 590	342,456	15.6	175,866	67,222	91,291	7,977	▲ 24,069
Jun-12	6,690	2.3	2,939	1,410	2,080	261	▲ 670	357,479	3.2	169,127	73,125	104,425	10,802	▲ 31,300
Jul-12	6,878	9.0	3,132	1,339	2,170	237	▲ 831	372,303	10.7	182,779	68,923	109,940	10,662	▲ 41,017
Aug-12	6,348	6.2	2,952	1,351	1,858	187	▲ 507	346,983	7.4	173,314	69,424	95,859	8,386	▲ 26,436
Sep-12	6,638	3.1	2,891	1,321	2,201	225	▲ 880	358,416	4.7	169,258	66,926	112,796	9,436	▲ 45,870
Oct-12	6,544	10.7	2,882	1,406	2,074	181	▲ 668	349,028	9.7	165,880	70,235	105,153	7,652	▲ 34,918
Nov-12	7,140	15.1	3,193	1,482	2,175	290	▲ 693	388,677	16.1	189,221	75,844	110,747	12,865	▲ 34,903
Dec-12	7,379	0.5	3,410	1,409	2,301	258	▲ 892	406,024	2.2	200,771	72,937	119,358	12,845	▲ 46,420
Jan-13	5,343	7.5	2,379	1,278	1,490	196	▲ 212	282,158	5.3	135,225	67,938	70,773	8,222	▲ 2,835
Feb-13	6,430	8.7	2,972	1,175	2,032	251	▲ 857	342,820	8.4	170,810	59,435	101,008	11,567	▲ 41,574
Mar-13	11,063	14.8	5,125	1,747	3,610	400	▲ 1,862	632,909	15.1	307,943	91,174	199,944	20,265	▲ 108,667
Apr-13	7,839	20.4	3,925	1,406	2,275	231	▲ 869	433,514	22.6	230,372	73,501	118,435	11,080	▲ 44,934
May-13	7,392	16.9	3,732	1,421	2,029	208	▲ 608	402,442	17.5	216,554	72,314	104,128	9,264	▲ 31,814
Jun-13	7,354	9.9	3,632	1,469	2,051	201	▲ 582	400,234	12.0	206,522	75,148	109,113	9,370	▲ 33,965
Jul-13	7,757	12.8	3,857	1,690	2,009	200	▲ 318	425,695	14.3	222,854	86,894	106,012	9,899	▲ 19,082
Aug-13	6,915	8.9	3,353	1,494	1,872	196	▲ 378	373,933	7.8	192,515	76,287	96,805	8,326	▲ 20,518
Sep-13	6,984	5.2	3,273	1,536	1,967	208	▲ 431	379,025	5.8	186,645	79,887	102,174	10,320	▲ 22,287
Oct-13	7,277	11.2	3,382	1,673	1,844	181	▲ 167	383,589	9.9	186,174	84,773	91,174	8,474	▲ 6,139
Nov-13	7,376	3.3	3,522	1,605	2,022	223	▲ 417	397,455	2.3	200,817	83,432	102,863	10,210	▲ 19,432
Dec-13	7,749	5.0	3,631	1,693	2,153	265	▲ 455	409,292	0.8	201,844	88,392	106,212	12,374	▲ 17,417
Jan-14	6,383	19.5	3,087	1,497	1,632	167	▲ 135	341,153	20.9	175,272	78,369	79,278	8,234	▲ 909
Feb-14	7,060	9.8	3,391	1,485	1,960	217	▲ 468	375,241	9.5	191,629	74,397	98,815	9,841	▲ 23,858
Mar-14	11,632	5.1	5,794	2,108	3,370	359	▲ 1,261	650,330	2.8	339,812	111,989	180,684	17,786	▲ 68,637
Apr-14	6,654	▲ 15.1	3,450	1,569	1,486	148	83	356,890	▲ 17.7	194,970	80,455	73,859	7,574	6,597
May-14	6,759	▲ 8.6	3,222	1,645	1,680	212	▲ 35	359,066	▲ 10.8	182,150	82,954	84,213	9,748	▲ 1,258
Jun-14	6,821	▲ 7.2	3,202	1,565	1,863	190	▲ 298	361,343	▲ 9.7	180,126	78,477	94,374	8,333	▲ 15,898
Jul-14	7,425	▲ 4.3	3,395	1,788	2,015	227	▲ 227	396,944	▲ 6.8	191,405	90,746	103,611	11,182	▲ 12,865
Aug-14	6,358	▲ 8.1	2,928	1,476	1,736	215	▲ 258	337,005	▲ 9.9	163,547	74,248	89,539	9,595	▲ 15,247
Sep-14	7,059	1.1	3,115	1,684	2,030	230	▲ 346	377,140	▲ 0.5	173,959	86,206	105,235	11,741	▲ 19,029
Oct-14	6,936	▲ 4.7	3,196	1,722	1,803	214	▲ 80	358,970	▲ 6.4	173,598	85,103	90,783	9,435	▲ 5,629
Nov-14	6,531	▲ 11.5	2,893	1,644	1,818	175	▲ 174	344,835	▲ 13.2	161,164	82,396	93,611	7,589	▲ 11,215
Dec-14	7,848	1.3	3,375	2,023	2,168	282	▲ 145	406,586	▲ 0.7	183,680	99,499	109,853	13,554	▲ 10,354
Jan-15	6,055	▲ 5.1	2,743	1,554	1,589	168	▲ 35	320,943	▲ 5.9	152,399	80,385	79,792	8,319	594
Feb-15	7,432	5.3	3,191	1,619	2,392	228	▲ 773	395,808	5.5	176,616	80,398	128,623	10,023	▲ 48,226
Mar-15	10,901	▲ 6.3	5,134	2,349	3,084	332	▲ 735	605,412	▲ 6.9	299,642	120,722	168,462	16,444	▲ 47,741
Apr-15	7,792	17.1	3,848	1,817	1,898	228	▲ 81	414,197	16.1	218,185	92,079	93,380	10,477	▲ 1,300
May-15	6,996	3.5	3,201	1,801	1,813	179	▲ 11	367,025	2.2	178,275	88,767	91,168	8,702	▲ 2,346
Jun-15	8,040	17.9	3,602	1,925	2,282	230	▲ 357	418,736	15.9	194,990	96,062	116,823	10,798	▲ 20,761
Jul-15	8,277	11.5	3,857	2,049	2,121	248	▲ 72	430,806	8.5	212,489	100,724	106,164	11,310	▲ 5,440
Aug-15	7,188	13.1	3,187	1,906	1,898	197	8	374,731	11.2	173,944	94,849	96,907	9,031	▲ 2,058
Sep-15	*7,642*	*8.3*	*3,356*	*1,949*	*2,082*	*255*	*▲ 133*	*395,255*	*4.8*	*181,868*	*96,442*	*103,985*	*12,960*	*▲ 7,543*
Oct-15	*7,470*	*7.7*	*3,346*	*1,942*	*2,005*	*177*	*▲ 63*	*380,890*	*6.1*	*176,956*	*97,703*	*97,749*	*8,482*	*▲ 45*
Nov-15	*7,556*	*15.7*	*3,375*	*1,867*	*2,078*	*235*	*▲ 211*	*389,605*	*13.0*	*183,687*	*94,255*	*101,912*	*9,676*	*▲ 7,658*

3-2 Nagoya

	Detached House													
			numbers of transactions by transaction party							gross area of transactions by transaction party(㎡)				
	numbers of transactions	change compared to year-earlier month(%)	Individual→ Individual	Individual→ Private corporation	Private corporation → Individual	Private corporation → Private corporation	trend of transaction of Private corporation (buy-sell)	gross area of transactions (㎡)	change compared to year-earlier month(%)	Individual→ Individual	Individual→ Private corporation	Private corporation → Individual	Private corporation → Private corporation	trend of transaction of Private corporation (buy-sell)
Apr-08	924		562	178	159	13	19	204,778		123,822	41,499	34,977	2,138	6,523
May-08	952		579	204	151	18	53	226,155		132,159	52,793	34,199	7,004	18,594
Jun-08	944		560	193	173	17	20	252,483		129,777	50,506	37,381	34,579	13,126
Jul-08	999		589	220	166	21	54	240,506		136,257	52,803	41,271	8,917	11,532
Aug-08	838		489	169	163	15	6	215,767		109,655	47,785	36,325	4,560	11,461
Sep-08	811		491	175	133	10	42	213,900		124,619	45,528	26,573	6,455	18,955
Oct-08	921		556	165	181	15	▲ 15	211,742		124,213	40,275	37,824	8,577	2,893
Nov-08	883		528	172	172	10	0	213,811		115,778	39,816	53,612	4,351	▲ 13,796
Dec-08	920		553	176	172	18	4	215,487		130,301	39,704	40,656	4,594	▲ 951
Jan-09	706		446	153	99	7	55	164,432		103,002	34,783	23,854	2,111	11,611
Feb-09	713		414	136	152	11	▲ 16	160,925		87,726	36,026	33,951	3,221	2,075
Mar-09	1,208		751	216	227	12	▲ 11	268,659		162,554	52,356	49,445	3,596	2,911
Apr-09	909	▲ 1.6	563	148	185	13	▲ 37	212,506	3.8	130,390	37,224	40,010	4,881	▲ 2,786
May-09	765	▲ 19.6	458	138	155	14	▲ 17	180,691	▲ 20.1	106,470	33,813	33,471	6,937	342
Jun-09	971	2.9	572	171	208	19	▲ 37	218,749	▲ 13.4	124,541	43,742	45,218	5,119	▲ 1,476
Jul-09	990	▲ 0.9	574	201	202	13	▲ 1	241,550	0.4	139,155	51,397	44,445	6,553	6,953
Aug-09	839	0.1	495	152	180	12	▲ 28	190,617	▲ 11.7	111,602	35,865	37,353	5,797	▲ 1,489
Sep-09	825	1.7	502	146	157	18	▲ 10	201,209	▲ 5.9	122,199	31,905	39,544	7,122	▲ 7,449
Oct-09	868	▲ 5.8	508	167	181	11	▲ 14	209,233	▲ 1.2	116,375	45,326	42,217	4,798	3,110
Nov-09	920	4.2	571	163	171	14	▲ 8	203,194	▲ 5.0	129,327	34,266	36,531	2,818	▲ 2,265
Dec-09	1,041	13.2	603	229	197	11	32	242,561	12.6	136,992	55,991	43,880	5,310	12,111
Jan-10	702	▲ 0.6	418	150	117	15	33	164,505	0.0	96,249	38,043	25,623	3,965	12,420
Feb-10	817	14.6	478	164	167	8	▲ 3	193,510	20.2	112,947	37,846	39,096	3,622	▲ 1,250
Mar-10	1,264	4.6	797	214	237	13	▲ 23	286,726	6.7	181,807	53,449	48,118	2,615	5,332
Apr-10	988	8.7	602	194	181	9	13	217,037	2.1	130,448	47,992	35,913	1,940	12,079
May-10	777	1.6	432	165	168	10	▲ 3	175,497	▲ 2.9	96,154	40,424	36,782	1,716	3,642
Jun-10	885	▲ 8.9	538	157	179	11	▲ 22	210,112	▲ 3.9	129,979	38,825	38,083	3,225	742
Jul-10	968	▲ 2.2	573	198	182	15	16	225,100	▲ 6.8	132,166	46,096	42,872	3,966	3,225
Aug-10	806	▲ 3.9	469	192	128	16	65	196,662	3.2	107,902	49,522	33,197	5,772	16,594
Sep-10	871	5.6	479	192	180	20	12	196,627	▲ 2.3	108,211	43,871	37,851	6,694	6,019
Oct-10	882	1.6	521	186	166	9	20	200,770	▲ 4.0	119,123	41,445	38,459	1,742	2,986
Nov-10	856	▲ 7.0	480	199	149	25	51	211,944	4.3	111,839	51,914	39,784	7,319	12,694
Dec-10	1,014	▲ 2.6	625	196	187	6	9	240,728	▲ 0.8	141,387	54,835	41,737	2,770	13,098
Jan-11	616	▲ 12.3	389	128	88	10	40	142,439	▲ 13.4	86,188	31,544	18,551	5,831	12,992
Feb-11	764	▲ 6.5	467	165	119	13	46	179,240	▲ 7.4	106,301	42,230	26,422	4,287	15,808
Mar-11	1,125	▲ 11.0	684	221	200	20	21	271,216	▲ 5.4	159,195	51,452	46,312	14,257	5,141
Apr-11	848	▲ 14.2	537	172	126	11	46	233,372	7.5	122,917	59,775	47,075	3,097	12,700
May-11	803	3.3	499	167	129	8	38	187,693	6.9	114,445	40,534	30,498	2,217	10,036
Jun-11	981	10.8	599	193	180	9	13	234,874	11.8	143,418	46,696	41,857	2,903	4,839
Jul-11	851	▲ 12.1	484	191	162	8	29	197,361	▲ 12.3	109,370	46,201	37,167	3,278	9,034
Aug-11	811	0.6	494	174	126	17	48	186,318	▲ 5.3	110,625	39,376	29,705	6,611	9,671
Sep-11	842	▲ 3.3	531	147	157	7	▲ 10	198,558	1.0	124,596	36,501	36,247	1,213	254
Oct-11	854	▲ 3.2	477	194	174	7	20	202,742	1.0	114,910	45,673	40,028	1,615	5,646
Nov-11	847	▲ 1.1	497	177	158	14	19	195,192	▲ 7.9	109,234	42,308	36,327	7,141	5,981
Dec-11	976	▲ 3.7	592	206	167	11	39	242,099	0.6	140,059	59,949	39,008	3,082	20,940
Jan-12	642	4.2	426	120	89	6	31	149,791	5.2	97,681	26,625	23,592	1,115	3,033
Feb-12	729	▲ 4.6	436	167	113	12	54	174,443	▲ 2.7	95,992	49,370	24,867	3,840	24,503
Mar-12	1,129	0.4	703	215	196	14	19	258,510	▲ 4.7	160,910	47,875	45,207	4,337	2,669
Apr-12	783	▲ 7.7	472	159	133	19	26	181,153	▲ 22.4	109,257	38,406	28,066	5,424	10,339
May-12	836	4.1	523	185	121	7	64	191,532	2.0	117,855	44,486	27,404	1,788	17,082
Jun-12	903	▲ 8.0	544	187	164	8	23	200,153	▲ 14.8	116,830	44,340	36,544	2,439	7,797
Jul-12	888	4.3	541	180	158	8	22	203,569	3.1	124,416	39,226	35,957	2,912	3,269
Aug-12	809	▲ 0.2	480	172	146	9	26	192,044	3.1	109,891	44,940	33,156	3,467	11,784
Sep-12	778	▲ 7.6	480	152	135	8	18	184,718	▲ 7.0	107,745	40,189	31,062	4,711	9,351
Oct-12	845	▲ 1.1	519	154	159	13	▲ 5	189,814	▲ 6.4	117,689	37,053	31,873	3,200	5,180
Nov-12	902	6.5	576	173	147	6	26	207,692	6.4	135,581	39,920	31,059	1,132	8,861
Dec-12	982	0.6	615	174	180	12	▲ 6	233,433	▲ 3.6	138,139	45,672	45,101	4,230	571
Jan-13	644	0.3	395	136	107	6	29	147,515	▲ 1.5	88,959	31,994	23,421	3,141	8,574
Feb-13	713	▲ 2.2	439	141	120	12	21	164,897	▲ 5.5	96,823	33,938	28,121	5,259	5,817
Mar-13	1,118	▲ 1.0	709	227	170	11	57	271,444	5.0	160,441	69,210	36,754	4,699	32,457
Apr-13	867	10.7	546	167	142	12	25	207,648	14.6	134,128	40,515	29,079	3,926	11,436
May-13	837	0.1	527	164	136	9	28	195,762	2.2	118,750	42,925	30,173	3,805	12,752
Jun-13	928	2.8	571	164	177	15	▲ 12	224,174	12.0	124,794	42,934	49,158	6,930	▲ 5,865
Jul-13	932	5.0	600	182	137	12	46	221,633	8.9	134,527	50,453	32,239	4,166	18,461
Aug-13	817	1.0	507	186	115	9	71	191,473	▲ 0.3	120,787	41,445	26,474	2,768	14,970
Sep-13	796	2.3	509	156	118	13	38	191,343	3.6	114,418	49,073	24,666	3,186	24,407
Oct-13	849	0.5	554	163	119	13	44	216,553	14.1	143,065	44,955	25,081	3,453	19,874
Nov-13	888	▲ 1.6	571	192	109	16	83	207,475	▲ 0.1	128,747	46,230	27,237	5,261	18,994
Dec-13	1,006	2.4	624	201	161	18	41	234,615	0.5	144,524	45,466	36,667	6,652	9,812
Jan-14	665	3.3	417	147	89	12	58	145,036	▲ 1.7	88,060	33,715	20,014	3,247	13,701
Feb-14	761	6.7	478	160	117	3	43	174,132	5.6	106,669	40,982	24,894	501	16,088
Mar-14	1,264	13.1	792	217	235	19	▲ 18	302,596	11.5	173,597	63,225	56,201	8,318	7,024
Apr-14	780	▲ 10.0	475	175	116	13	58	196,259	▲ 5.5	119,533	42,457	24,159	1,847	10,036
May-14	743	▲ 11.2	474	142	112	14	31	187,870	▲ 4.0	118,624	38,631	26,294	3,759	12,899
Jun-14	846	▲ 8.8	506	178	151	11	27	209,025	▲ 6.8	126,930	41,936	35,624	4,535	6,313
Jul-14	874	▲ 6.2	549	159	150	16	9	212,034	▲ 4.3	131,557	42,708	32,953	4,816	9,755
Aug-14	781	▲ 4.4	489	165	115	12	50	187,327	▲ 2.2	115,013	42,390	25,721	4,203	16,669
Sep-14	767	▲ 3.6	466	164	128	8	35	170,855	▲ 10.7	104,487	35,868	28,329	1,717	7,084
Oct-14	796	▲ 6.2	448	193	141	13	52	192,655	▲ 11.0	108,291	50,213	30,289	3,624	19,924
Nov-14	822	▲ 7.4	487	168	155	11	14	192,340	▲ 7.3	114,210	41,854	31,698	4,464	10,270
Dec-14	964	▲ 4.2	592	200	159	13	41	239,239	2.0	137,949	55,532	36,516	9,242	19,015
Jan-15	575	▲ 13.5	331	137	98	8	39	149,332	3.0	79,699	42,396	23,472	3,523	18,924
Feb-15	779	2.4	479	166	121	13	45	200,152	14.9	113,701	38,626	28,807	19,017	9,819
Mar-15	1,056	▲ 16.5	654	216	166	17	50	251,990	▲ 16.7	157,327	53,846	30,940	5,338	22,907
Apr-15	896	14.9	536	211	139	8	73	203,610	3.7	119,818	49,921	31,933	1,641	18,217
May-15	782	5.2	483	162	125	11	37	184,451	▲ 1.8	114,286	37,596	27,660	4,512	9,936
Jun-15	917	8.4	558	193	150	16	43	226,699	8.5	138,733	46,390	36,328	5,248	10,062
Jul-15	962	10.1	595	207	143	16	64	236,976	11.8	139,672	55,661	33,766	7,546	21,895
Aug-15	837	7.2	513	183	133	7	50	207,879	11.0	123,375	55,141	27,868	1,303	27,273
Sep-15	*840*	*9.5*	*512*	*178*	*140*	*10*	*38*	*196,704*	*15.1*	*115,757*	*40,040*	*37,093*	*3,814*	*2,948*
Oct-15	*889*	*11.7*	*531*	*206*	*139*	*13*	*67*	*204,147*	*6.0*	*119,774*	*51,364*	*28,887*	*4,123*	*22,477*
Nov-15	*857*	*4.3*	*546*	*179*	*119*	*13*	*60*	*202,819*	*5.4*	*134,377*	*40,513*	*25,035*	*2,894*	*15,478*

3-2 Nagoya

	Condominiums													
			numbers of transactions by transaction party							gross area of transactions by transaction party(㎡)				
	numbers of transactions	change compared to year-earlier month(%)	Individual→ Individual	Individual→ Private corporation	Private corporation → Individual	Private corporation → Private corporation	trend of transaction of Private corporation (buy-sell)	gross area of transactions (㎡)	change compared to year-earlier month(%)	Individual→ Individual	Individual→ Private corporation	Private corporation → Individual	Private corporation → Private corporation	trend of transaction of Private corporation (buy-sell)
Apr-08	662		443	127	81	11	46	46,370		31,729	8,554	5,548	539	3,006
May-08	579		360	101	98	20	3	39,658		25,461	6,677	6,492	1,029	185
Jun-08	665		310	116	235	4	▲ 119	47,354		21,967	7,619	17,426	341	▲ 9,807
Jul-08	630		390	109	120	11	▲ 11	43,872		26,915	7,755	8,520	682	▲ 765
Aug-08	567		349	94	106	18	▲ 12	39,454		24,881	6,107	7,561	906	▲ 1,454
Sep-08	528		313	90	115	10	▲ 25	35,977		21,842	5,995	7,608	533	▲ 1,613
Oct-08	620		367	104	141	8	▲ 37	43,547		25,826	7,218	10,001	503	▲ 2,783
Nov-08	537		308	102	116	11	▲ 14	37,369		21,559	7,132	7,996	683	▲ 864
Dec-08	539		337	99	90	13	9	38,323		24,104	6,712	6,533	975	179
Jan-09	466		268	97	98	3	▲ 1	33,094		19,048	6,738	7,198	110	▲ 460
Feb-09	534		295	80	147	12	▲ 67	37,316		20,993	5,515	10,099	709	▲ 4,584
Mar-09	956		576	110	260	10	▲ 150	68,923		41,600	7,705	19,018	601	▲ 11,313
Apr-09	643	▲ 2.9	405	81	146	11	▲ 65	44,997	▲ 3.0	28,682	5,226	10,422	668	▲ 5,196
May-09	529	▲ 8.6	311	86	127	5	▲ 41	36,888	▲ 7.0	21,640	6,247	8,779	222	▲ 2,533
Jun-09	618	▲ 7.1	363	98	149	8	▲ 51	42,842	▲ 9.5	25,466	6,794	10,171	410	▲ 3,377
Jul-09	663	5.2	387	105	162	9	▲ 57	46,310	5.6	27,481	7,116	11,276	437	▲ 4,160
Aug-09	519	▲ 8.5	309	78	127	5	▲ 49	37,115	▲ 5.9	22,067	5,446	9,024	578	▲ 3,578
Sep-09	534	1.1	313	85	128	8	▲ 43	37,170	3.3	21,783	5,972	8,988	428	▲ 3,016
Oct-09	610	▲ 1.6	315	86	200	9	▲ 114	42,707	▲ 1.9	21,070	5,882	14,985	770	▲ 9,103
Nov-09	631	17.5	348	97	176	10	▲ 79	44,203	18.3	24,487	6,692	12,531	492	▲ 5,839
Dec-09	644	19.5	348	127	159	10	▲ 32	44,913	17.2	24,180	8,862	11,211	661	▲ 2,350
Jan-10	510	9.4	299	103	102	6	1	35,516	7.3	21,082	7,256	6,890	289	366
Feb-10	553	3.6	315	94	131	12	▲ 37	37,783	1.3	21,865	6,327	8,886	642	▲ 2,559
Mar-10	999	4.5	654	132	200	13	▲ 68	70,967	3.0	47,150	9,035	13,972	811	▲ 4,937
Apr-10	807	25.5	480	108	211	8	▲ 103	52,983	17.7	33,596	7,416	11,639	332	▲ 4,224
May-10	571	7.9	341	82	134	14	▲ 52	38,167	3.5	23,373	5,601	8,660	533	▲ 3,059
Jun-10	555	▲ 10.2	326	87	136	6	▲ 49	37,810	▲ 11.7	22,432	5,881	9,104	392	▲ 3,223
Jul-10	685	3.3	403	135	136	11	▲ 1	47,033	1.6	27,954	9,113	9,296	670	▲ 182
Aug-10	552	6.4	317	118	103	14	15	38,385	3.4	22,023	8,034	7,328	1,002	706
Sep-10	563	5.4	316	110	118	19	▲ 8	39,322	5.8	21,878	7,835	8,229	1,380	▲ 394
Oct-10	580	▲ 4.9	336	112	121	11	▲ 9	39,489	▲ 7.5	22,874	7,684	8,304	627	▲ 621
Nov-10	599	▲ 5.1	336	127	126	10	1	41,980	▲ 5.0	23,883	9,012	8,520	565	492
Dec-10	655	1.7	365	144	136	10	8	44,400	▲ 1.1	24,753	9,873	9,213	561	660
Jan-11	514	0.8	311	95	102	6	▲ 7	35,123	▲ 1.1	21,085	6,541	7,147	349	▲ 605
Feb-11	518	▲ 6.3	297	88	122	11	▲ 34	35,255	▲ 6.7	20,109	6,096	8,261	788	▲ 2,165
Mar-11	936	▲ 6.3	605	144	176	11	▲ 32	65,888	▲ 7.2	42,730	9,945	12,542	671	▲ 2,597
Apr-11	601	▲ 25.5	387	84	123	7	▲ 39	42,421	▲ 19.9	27,343	5,785	8,894	398	▲ 3,108
May-11	524	▲ 8.2	299	113	104	8	9	36,839	▲ 3.5	20,796	8,015	7,509	519	505
Jun-11	625	12.6	353	112	118	42	▲ 6	40,876	8.1	23,905	7,271	8,520	1,181	▲ 1,249
Jul-11	555	▲ 19.0	337	110	100	8	10	38,214	▲ 18.8	22,862	7,402	7,496	454	▲ 95
Aug-11	609	10.3	325	135	143	6	▲ 8	41,001	6.8	21,938	9,025	9,556	481	▲ 531
Sep-11	607	7.8	314	125	159	9	▲ 34	41,564	5.7	22,202	8,632	10,142	588	▲ 1,511
Oct-11	571	▲ 1.6	294	123	142	12	▲ 19	38,045	▲ 3.7	20,459	8,448	8,481	658	▲ 33
Nov-11	594	▲ 0.8	333	117	132	12	▲ 15	39,966	▲ 4.8	23,000	7,820	8,414	732	▲ 594
Dec-11	649	▲ 0.9	373	108	160	8	▲ 52	44,451	0.1	26,076	7,582	10,283	511	▲ 2,701
Jan-12	463	▲ 9.9	254	86	111	12	▲ 25	31,735	▲ 9.6	17,604	5,768	7,576	787	▲ 1,808
Feb-12	595	14.9	328	117	142	8	▲ 25	40,300	14.3	22,364	7,502	9,849	586	▲ 2,347
Mar-12	860	▲ 8.1	534	123	187	16	▲ 64	59,682	▲ 9.4	37,548	8,270	12,932	932	▲ 4,661
Apr-12	669	11.3	409	121	133	6	▲ 12	46,468	9.5	29,225	8,196	8,849	197	▲ 653
May-12	627	19.7	349	106	147	25	▲ 41	40,451	9.8	24,051	6,819	8,344	1,237	▲ 1,526
Jun-12	655	4.8	339	153	148	15	5	43,222	5.7	23,351	9,771	9,207	893	563
Jul-12	715	28.8	420	128	149	18	▲ 21	48,749	27.6	29,398	8,582	9,872	896	▲ 1,290
Aug-12	628	3.1	338	126	144	20	▲ 18	42,736	4.2	23,699	8,248	10,165	623	▲ 1,917
Sep-12	557	▲ 8.2	324	88	131	14	▲ 43	38,330	▲ 7.8	22,898	5,563	9,110	759	▲ 3,547
Oct-12	587	2.8	326	103	139	19	▲ 36	40,136	5.5	23,002	6,904	9,375	855	▲ 2,471
Nov-12	618	4.0	375	91	139	13	▲ 48	41,575	4.0	25,774	5,787	9,544	470	▲ 3,757
Dec-12	643	▲ 0.9	385	99	145	14	▲ 46	44,602	0.3	27,484	6,464	9,802	853	▲ 3,338
Jan-13	468	1.1	244	100	115	9	▲ 15	31,775	0.1	17,216	6,539	7,584	436	▲ 1,045
Feb-13	611	2.7	381	74	134	22	▲ 60	41,371	2.7	26,324	4,889	8,976	1,182	▲ 4,087
Mar-13	964	12.1	600	158	193	13	▲ 35	65,761	10.2	42,982	9,301	12,815	662	▲ 3,514
Apr-13	728	8.8	454	131	132	11	▲ 1	49,446	6.4	31,623	8,619	8,488	716	131
May-13	654	4.3	398	109	128	19	▲ 19	44,227	9.3	27,314	7,161	8,553	1,198	▲ 1,392
Jun-13	623	▲ 4.9	361	94	146	22	▲ 52	41,126	▲ 4.8	25,099	5,778	8,954	1,295	▲ 3,176
Jul-13	782	9.4	479	130	153	20	▲ 23	53,027	8.8	33,843	8,422	9,881	880	▲ 1,458
Aug-13	591	▲ 5.9	347	112	117	15	▲ 5	39,632	▲ 7.3	24,579	7,222	7,186	645	35
Sep-13	651	16.9	392	88	154	17	▲ 66	43,366	13.1	26,955	5,660	9,940	811	▲ 4,281
Oct-13	647	10.2	383	129	120	15	9	43,003	7.1	26,347	8,784	7,361	511	1,424
Nov-13	723	17.0	404	121	178	20	▲ 57	47,389	14.0	28,203	8,502	9,552	1,133	▲ 1,050
Dec-13	673	4.7	399	125	131	18	▲ 6	45,752	2.6	28,220	8,187	8,574	771	▲ 387
Jan-14	550	17.5	317	101	121	11	▲ 20	36,738	15.6	22,197	6,529	7,527	485	▲ 998
Feb-14	639	4.6	393	108	124	14	▲ 16	44,233	6.9	27,816	7,088	8,623	705	▲ 1,535
Mar-14	1,070	11.0	679	126	251	14	▲ 125	73,674	12.0	48,611	8,613	15,689	761	▲ 7,075
Apr-14	605	▲ 16.9	377	121	91	16	30	40,754	▲ 17.6	26,367	7,801	5,810	775	1,991
May-14	549	▲ 16.1	334	108	92	15	16	37,018	▲ 16.3	23,351	6,863	6,014	791	849
Jun-14	607	▲ 2.6	348	126	116	17	10	40,865	▲ 0.6	24,474	8,249	7,309	833	940
Jul-14	693	▲ 11.4	404	125	153	11	▲ 28	48,195	▲ 9.1	28,749	8,742	10,046	659	▲ 1,304
Aug-14	591	0.0	328	121	127	15	▲ 6	39,326	▲ 0.8	22,686	7,990	7,875	775	115
Sep-14	585	▲ 10.1	310	132	132	11	0	39,274	▲ 9.4	21,743	8,809	8,069	653	740
Oct-14	660	2.0	358	126	157	19	▲ 31	44,451	3.4	25,028	8,514	9,758	1,150	▲ 1,244
Nov-14	575	▲ 20.5	324	120	121	10	▲ 1	38,579	▲ 18.6	22,498	7,791	7,777	514	14
Dec-14	649	▲ 3.6	367	131	138	13	▲ 7	44,983	▲ 1.7	26,307	8,802	9,077	797	▲ 275
Jan-15	534	▲ 2.9	293	118	112	11	6	35,952	▲ 2.1	20,674	7,946	6,610	722	1,336
Feb-15	575	▲ 10.0	310	119	127	19	▲ 8	38,857	▲ 12.2	21,261	8,379	8,479	739	▲ 100
Mar-15	959	▲ 10.4	557	182	198	22	▲ 16	67,849	▲ 7.9	40,524	12,148	13,757	1,420	▲ 1,609
Apr-15	740	22.3	445	161	114	20	47	51,331	26.0	31,420	10,770	7,970	1,170	2,801
May-15	573	4.4	335	112	116	10	▲ 4	39,057	5.5	23,422	7,422	7,824	388	▲ 403
Jun-15	676	11.4	378	153	134	11	19	46,508	13.8	26,568	10,002	9,156	781	846
Jul-15	776	12.0	404	173	185	14	▲ 12	50,511	4.8	26,673	11,310	11,789	739	▲ 479
Aug-15	691	16.9	383	142	153	13	▲ 11	47,215	20.1	26,700	9,686	10,087	741	▲ 402
Sep-15	*651*	*11.3*	*350*	*148*	*137*	*16*	*11*	*45,245*	*15.2*	*25,036*	*10,021*	*9,228*	*960*	*793*
Oct-15	*649*	*▲ 1.7*	*335*	*162*	*141*	*11*	*21*	*44,287*	*▲ 0.4*	*23,771*	*10,802*	*9,126*	*587*	*1,676*
Nov-15	*643*	*11.8*	*333*	*150*	*141*	*19*	*9*	*44,453*	*15.2*	*23,294*	*10,197*	*9,750*	*1,212*	*448*

3-3 Kyoto-Osaka-Kobe

	Detached House													
			numbers of transactions by transaction party							gross area of transactions by transaction party(㎡)				
	numbers of transactions	change compared to year-earlier month(%)	Individual→ Individual	Individual→ Private corporation	Private corporation → Individual	Private corporation → Private corporation	trend of transaction of Private corporation (buy-sell)	gross area of transactions (㎡)	change compared to year-earlier month(%)	Individual→ Individual	Individual→ Private corporation	Private corporation → Individual	Private corporation → Private corporation	trend of transaction of Private corporation (buy-sell)
Apr-08	2,372		1,405	501	413	51	89	330,688		191,909	70,400	53,413	14,709	17,031
May-08	2,296		1,357	495	404	38	91	319,857		179,390	72,747	59,958	7,572	12,788
Jun-08	2,268		1,390	413	405	59	8	326,232		194,001	66,836	55,291	9,884	11,545
Jul-08	2,452		1,476	484	438	50	46	348,611		209,833	75,171	52,510	10,166	22,661
Aug-08	2,179		1,359	428	345	42	84	302,710		184,109	63,932	43,048	7,827	22,609
Sep-08	2,124		1,283	439	360	39	80	304,066		179,620	62,183	47,924	14,040	14,296
Oct-08	2,278		1,440	404	406	26	▲ 2	323,323		209,381	58,191	50,818	4,420	7,373
Nov-08	2,082		1,268	433	357	23	76	282,711		174,724	60,480	44,372	3,057	16,108
Dec-08	2,290		1,400	445	406	39	39	325,367		195,002	63,727	57,268	9,370	6,459
Jan-09	1,703		1,001	387	290	22	97	253,604		141,414	51,963	47,089	12,681	4,874
Feb-09	1,824		1,050	369	367	35	4	257,028		141,189	52,891	53,355	8,692	392
Mar-09	2,960		1,913	438	568	37	▲ 130	405,816		260,719	62,006	73,217	8,810	▲ 11,262
Apr-09	2,400	1.2	1,481	421	464	34	▲ 43	333,856	1.0	202,206	58,262	66,157	7,232	▲ 7,895
May-09	2,066	▲ 10.0	1,259	371	412	24	▲ 41	291,530	▲ 8.9	168,302	55,202	52,060	15,967	3,142
Jun-09	2,454	8.2	1,490	460	458	46	2	357,367	9.5	207,447	63,277	63,266	23,377	10
Jul-09	2,545	3.8	1,592	492	422	37	71	341,010	▲ 2.2	213,595	68,915	49,517	8,718	19,462
Aug-09	2,083	▲ 4.4	1,295	409	345	33	64	282,872	▲ 6.6	175,432	58,409	43,010	5,969	15,399
Sep-09	2,236	5.3	1,320	494	371	48	124	343,544	13.0	200,858	68,836	49,190	24,195	19,757
Oct-09	2,166	▲ 4.9	1,243	482	412	29	70	315,327	▲ 2.5	170,662	76,748	58,333	9,584	18,415
Nov-09	2,271	9.1	1,381	450	407	32	43	342,520	21.2	203,098	70,210	56,139	9,204	14,071
Dec-09	2,481	8.3	1,472	526	430	51	97	363,504	11.7	203,500	82,054	62,527	14,001	20,754
Jan-10	1,711	0.5	1,023	383	274	30	109	240,239	▲ 5.3	145,548	52,242	33,090	9,146	19,153
Feb-10	2,038	11.7	1,208	434	360	36	74	276,862	7.7	160,214	59,030	46,424	11,194	12,606
Mar-10	2,917	▲ 1.5	1,793	593	480	50	114	418,371	3.1	246,068	91,843	64,579	14,944	28,201
Apr-10	2,304	▲ 4.0	1,426	455	383	37	72	326,886	▲ 2.1	195,010	65,882	53,133	8,350	12,749
May-10	2,095	1.4	1,274	449	340	32	109	313,169	7.4	177,317	80,777	49,458	5,617	31,319
Jun-10	2,352	▲ 4.2	1,342	515	444	50	71	347,209	▲ 2.8	201,197	78,407	55,250	12,291	23,157
Jul-10	2,359	▲ 7.3	1,397	551	362	46	189	334,785	▲ 1.8	193,838	76,757	50,742	12,686	26,015
Aug-10	2,050	▲ 1.6	1,136	516	354	43	162	289,000	2.2	158,528	74,243	45,391	10,712	28,853
Sep-10	2,254	0.8	1,301	527	373	52	155	331,224	▲ 3.6	189,187	81,240	47,731	12,985	33,591
Oct-10	2,159	▲ 0.3	1,246	505	356	49	152	301,229	▲ 4.5	173,427	69,660	45,057	12,849	24,839
Nov-10	2,261	▲ 0.4	1,280	512	404	62	109	332,490	▲ 2.9	175,971	72,318	61,018	22,657	11,735
Dec-10	2,478	▲ 0.1	1,527	511	398	41	113	368,702	1.4	218,044	74,895	53,862	21,849	21,033
Jan-11	1,630	▲ 4.7	913	434	251	27	184	233,745	▲ 2.7	129,307	61,586	33,992	7,863	28,046
Feb-11	1,829	▲ 10.3	998	450	340	37	112	263,580	▲ 4.8	135,781	68,260	48,020	10,723	20,503
Mar-11	3,134	7.4	1,878	702	499	53	204	449,616	7.5	264,761	96,324	71,811	16,515	24,670
Apr-11	2,233	▲ 3.1	1,288	505	393	46	113	327,524	0.2	180,358	77,368	48,969	18,051	31,177
May-11	2,171	3.6	1,257	518	350	46	168	306,208	▲ 2.2	175,710	68,060	46,498	15,940	21,562
Jun-11	2,368	0.7	1,352	541	425	47	117	341,375	▲ 1.7	195,484	79,313	55,266	10,174	24,297
Jul-11	2,195	▲ 7.0	1,236	567	354	36	213	336,044	0.4	175,207	102,791	50,462	7,112	52,329
Aug-11	2,030	▲ 1.0	1,171	489	336	34	153	273,693	▲ 5.3	156,673	68,253	42,136	6,631	26,117
Sep-11	2,218	▲ 1.6	1,187	587	406	36	181	316,623	▲ 4.4	170,569	85,904	52,973	6,419	32,931
Oct-11	2,026	▲ 6.2	1,126	517	351	32	166	291,013	▲ 3.4	159,673	76,741	47,109	7,490	29,632
Nov-11	2,237	▲ 1.1	1,268	544	388	37	156	319,202	▲ 4.0	179,885	75,532	49,697	14,088	25,835
Dec-11	2,484	0.2	1,339	618	464	63	154	361,632	▲ 1.9	193,354	93,018	59,514	15,746	33,504
Jan-12	1,691	3.7	962	446	259	23	187	244,994	4.8	140,250	64,172	34,472	5,776	29,699
Feb-12	1,956	6.9	1,061	479	381	35	98	273,345	3.7	141,296	77,953	45,954	8,141	31,999
Mar-12	2,974	▲ 5.1	1,735	664	516	57	148	423,970	▲ 5.7	239,920	100,530	66,080	16,396	34,450
Apr-12	2,162	▲ 3.2	1,214	515	394	38	121	291,211	▲ 11.1	158,171	73,236	52,294	7,096	20,943
May-12	2,184	0.6	1,247	529	373	35	156	291,686	▲ 4.7	164,779	72,763	46,564	7,580	26,199
Jun-12	2,283	▲ 3.6	1,214	591	419	59	172	336,619	▲ 1.4	174,488	91,617	52,949	17,565	38,668
Jul-12	2,260	3.0	1,327	534	356	43	178	329,260	▲ 2.0	175,875	93,979	47,308	12,097	46,671
Aug-12	2,112	4.0	1,148	556	378	28	179	313,001	14.4	157,632	88,652	51,046	14,903	38,156
Sep-12	2,183	▲ 1.6	1,148	563	408	62	155	324,991	2.6	164,629	95,951	50,622	13,706	45,329
Oct-12	2,260	11.5	1,226	566	421	46	145	329,900	13.4	178,879	80,959	53,112	16,647	27,847
Nov-12	2,285	2.1	1,284	538	420	41	119	322,434	1.0	183,785	75,488	53,505	9,125	22,209
Dec-12	2,366	▲ 4.8	1,326	557	441	39	118	350,344	▲ 3.1	187,308	85,414	56,632	8,360	41,246
Jan-13	1,665	▲ 1.5	902	460	263	39	197	249,997	2.0	129,355	78,784	32,369	9,248	46,415
Feb-13	1,945	▲ 0.6	1,110	471	333	28	138	272,412	▲ 0.3	148,720	76,672	41,403	5,343	35,269
Mar-13	3,079	3.5	1,740	694	586	54	111	447,814	5.6	248,784	104,694	77,523	15,629	28,255
Apr-13	2,294	6.1	1,320	541	392	41	149	328,330	12.7	179,809	85,189	49,540	13,792	35,650
May-13	2,254	3.2	1,273	543	400	37	143	318,207	9.1	170,880	80,080	59,914	7,189	20,167
Jun-13	2,352	3.0	1,273	619	404	56	215	324,687	▲ 3.5	177,236	86,131	52,059	9,262	34,072
Jul-13	2,280	0.9	1,303	542	390	44	152	329,778	0.2	181,723	83,091	50,818	14,075	32,273
Aug-13	2,158	2.2	1,187	572	349	48	225	313,397	0.1	172,349	83,836	43,379	13,175	41,114
Sep-13	2,173	▲ 0.5	1,158	625	349	40	276	329,525	1.4	172,037	94,289	52,387	10,640	41,902
Oct-13	2,287	1.2	1,208	661	360	55	302	321,170	▲ 2.6	168,961	92,902	50,048	8,826	43,053
Nov-13	2,299	0.6	1,289	614	342	52	272	341,206	5.8	182,585	89,914	47,565	20,900	42,349
Dec-13	2,473	4.5	1,321	668	419	64	248	357,277	2.0	184,718	101,867	59,303	11,329	42,505
Jan-14	1,756	5.5	995	477	251	32	226	264,615	5.8	147,048	71,156	34,829	11,285	36,327
Feb-14	2,125	9.3	1,159	565	368	32	197	295,521	8.5	159,257	81,079	45,855	9,175	35,224
Mar-14	3,383	9.9	1,984	789	557	51	232	499,190	11.5	288,486	119,583	78,377	12,448	41,420
Apr-14	2,063	▲ 10.1	1,147	522	329	62	193	302,761	▲ 7.8	167,406	77,166	42,923	14,467	34,243
May-14	2,094	▲ 7.1	1,115	590	344	45	246	293,279	▲ 7.8	159,043	79,936	43,979	10,322	35,957
Jun-14	2,294	▲ 2.5	1,239	596	404	55	192	326,553	0.6	175,093	88,556	51,380	11,524	37,177
Jul-14	2,248	▲ 1.4	1,202	627	374	44	253	334,895	1.6	171,628	92,308	48,572	21,795	43,736
Aug-14	1,906	▲ 11.7	985	543	331	46	213	274,370	▲ 12.5	138,386	77,179	46,491	12,052	30,949
Sep-14	2,103	▲ 3.2	1,066	580	387	70	193	316,950	▲ 3.8	153,447	96,083	52,305	15,115	43,778
Oct-14	2,175	▲ 4.9	1,121	604	387	61	217	311,231	▲ 3.1	156,264	89,947	51,761	12,942	38,186
Nov-14	2,050	▲ 10.8	1,121	552	340	36	212	290,473	▲ 14.9	149,370	87,813	43,923	9,149	43,891
Dec-14	2,564	3.7	1,346	742	416	60	326	400,997	12.2	203,382	123,491	59,274	14,849	64,217
Jan-15	1,715	▲ 2.3	913	499	267	36	232	239,178	▲ 9.6	126,067	72,490	34,406	6,215	38,084
Feb-15	1,947	▲ 8.4	1,032	508	352	53	157	299,576	1.4	157,845	74,319	43,172	23,722	31,303
Mar-15	3,017	▲ 10.8	1,609	834	508	63	326	443,212	▲ 11.2	234,909	129,769	62,546	15,363	67,223
Apr-15	2,393	16.0	1,319	629	405	39	224	346,854	14.6	188,363	88,158	61,222	8,780	26,936
May-15	2,209	5.5	1,171	591	387	59	204	316,378	7.9	159,373	97,508	50,439	8,861	47,068
Jun-15	2,527	10.2	1,352	638	467	69	172	386,644	18.4	201,368	92,872	63,531	26,748	31,466
Jul-15	2,508	11.6	1,334	683	432	58	251	362,451	8.2	193,081	100,353	58,416	10,379	41,937
Aug-15	2,139	12.2	1,132	581	374	50	207	308,009	12.3	162,035	87,736	45,403	12,549	42,334
Sep-15	*2,289*	*8.8*	*1,170*	*664*	*391*	*63*	*273*	*338,333*	*6.7*	*180,440*	*96,219*	*47,978*	*13,584*	*48,241*
Oct-15	*2,190*	*0.7*	*1,082*	*640*	*408*	*60*	*232*	*320,604*	*3.0*	*165,221*	*92,418*	*54,129*	*8,835*	*38,289*
Nov-15	*2,418*	*18.0*	*1,272*	*691*	*398*	*57*	*293*	*329,966*	*13.6*	*177,964*	*94,375*	*50,625*	*7,002*	*43,750*

3-3 Kyoto-Osaka-Kobe

	Condominiums													
			numbers of transactions by transaction party							gross area of transactions by transaction party(㎡)				
	numbers of transactions	change compared to year-earlier month(%)	Individual→ Individual	Individual→ Private corporation	Private corporation → Individual	Private corporation → Private corporation	trend of transaction of Private corporation (buy-sell)	gross area of transactions (㎡)	change compared to year-earlier month(%)	Individual→ Individual	Individual→ Private corporation	Private corporation → Individual	Private corporation → Private corporation	trend of transaction of Private corporation (buy-sell)
Apr-08	2,495		1,597	337	518	43	▲ 181	156,319		105,041	19,669	29,153	2,456	▲ 9,484
May-08	2,259		1,404	338	474	43	▲ 136	140,622		91,635	20,336	25,901	2,750	▲ 5,564
Jun-08	2,332		1,405	311	567	48	▲ 256	144,878		91,502	18,337	31,675	3,291	▲ 13,337
Jul-08	2,509		1,527	344	579	59	▲ 235	158,417		99,932	20,983	33,934	3,569	▲ 12,951
Aug-08	2,257		1,259	300	585	61	▲ 285	141,201		83,465	18,137	32,776	3,625	▲ 14,639
Sep-08	2,174		1,234	314	589	37	▲ 275	136,896		81,614	18,653	34,343	2,286	▲ 15,690
Oct-08	2,375		1,350	348	616	60	▲ 268	149,861		88,021	20,930	37,429	3,405	▲ 16,499
Nov-08	2,157		1,290	317	515	34	▲ 198	137,860		84,599	19,373	31,923	1,890	▲ 12,551
Dec-08	2,505		1,352	438	631	84	▲ 193	156,986		88,270	25,611	37,994	5,111	▲ 12,383
Jan-09	1,951		982	323	589	55	▲ 264	126,274		65,572	19,564	37,522	3,466	▲ 17,808
Feb-09	2,171		1,211	297	608	54	▲ 311	137,908		79,532	17,265	37,503	3,516	▲ 20,238
Mar-09	3,472		2,115	358	927	72	▲ 569	228,209		143,649	22,158	57,950	4,452	▲ 35,792
Apr-09	2,619	5.0	1,461	333	781	44	▲ 448	166,692	6.6	96,018	19,585	48,404	2,685	▲ 28,819
May-09	2,173	▲ 3.8	1,257	243	639	34	▲ 396	136,825	▲ 2.7	81,838	14,634	38,538	1,816	▲ 23,904
Jun-09	2,631	12.8	1,438	352	779	62	▲ 427	164,148	13.3	94,049	20,249	46,870	2,979	▲ 26,621
Jul-09	2,787	11.1	1,494	385	829	78	▲ 443	174,946	10.4	98,390	21,789	50,658	4,061	▲ 28,820
Aug-09	2,334	3.4	1,236	308	685	105	▲ 377	145,192	2.8	80,358	18,680	40,163	5,992	▲ 21,484
Sep-09	2,801	28.8	1,329	709	687	75	23	173,844	27.0	88,095	41,026	40,616	4,029	488
Oct-09	2,500	5.3	1,416	345	699	40	▲ 354	155,265	3.6	91,533	21,146	40,635	1,951	▲ 19,489
Nov-09	2,622	21.6	1,431	308	835	47	▲ 527	167,933	21.8	94,701	19,263	51,432	2,471	▲ 32,169
Dec-09	2,630	5.0	1,407	343	816	63	▲ 472	164,728	4.9	92,479	19,973	48,518	3,693	▲ 28,481
Jan-10	1,941	▲ 0.5	1,092	300	500	49	▲ 200	121,969	▲ 3.4	70,846	18,017	30,358	2,748	▲ 12,340
Feb-10	2,299	5.9	1,215	325	703	56	▲ 378	141,774	2.8	79,444	19,082	40,515	2,732	▲ 21,433
Mar-10	3,632	4.6	2,146	423	935	66	▲ 512	231,654	1.5	143,831	25,000	55,632	3,643	▲ 30,632
Apr-10	2,722	3.9	1,579	384	702	57	▲ 318	169,339	1.6	102,656	22,940	40,729	3,014	▲ 17,789
May-10	2,247	3.4	1,297	289	629	32	▲ 340	139,742	2.1	84,089	17,455	36,440	1,758	▲ 18,986
Jun-10	2,732	3.8	1,390	362	913	67	▲ 551	169,805	3.4	91,058	21,184	53,591	3,972	▲ 32,408
Jul-10	2,626	▲ 5.8	1,527	369	690	39	▲ 321	163,806	▲ 6.4	99,474	21,888	40,178	2,221	▲ 18,290
Aug-10	2,305	▲ 1.2	1,241	365	652	47	▲ 287	143,460	▲ 1.2	82,212	21,075	37,398	2,776	▲ 16,323
Sep-10	2,643	▲ 5.6	1,332	382	835	94	▲ 453	160,548	▲ 7.6	86,455	22,546	46,394	5,153	▲ 23,848
Oct-10	2,403	▲ 3.9	1,282	408	661	51	▲ 252	145,081	▲ 6.6	82,805	24,292	34,502	3,420	▲ 10,147
Nov-10	2,516	▲ 4.0	1,356	431	673	56	▲ 242	152,988	▲ 8.9	87,582	25,283	36,840	3,282	▲ 11,557
Dec-10	2,693	2.4	1,400	409	819	65	▲ 410	165,099	0.2	90,097	23,935	47,566	3,501	▲ 23,631
Jan-11	1,892	▲ 2.5	1,018	326	503	45	▲ 177	115,332	▲ 5.4	64,971	19,356	28,684	2,321	▲ 9,327
Feb-11	2,447	6.4	1,253	384	751	59	▲ 367	150,783	6.4	79,816	22,677	44,730	3,560	▲ 22,053
Mar-11	3,739	2.9	2,197	560	926	56	▲ 366	237,241	2.4	146,448	33,912	53,423	3,458	▲ 19,510
Apr-11	2,440	▲ 10.4	1,387	424	590	39	▲ 166	147,923	▲ 12.6	89,518	24,484	31,730	2,191	▲ 7,247
May-11	2,253	0.3	1,293	398	517	45	▲ 119	137,633	▲ 1.5	83,194	23,802	27,987	2,650	▲ 4,185
Jun-11	2,664	▲ 2.5	1,457	490	664	53	▲ 174	161,344	▲ 5.0	92,500	29,286	36,417	3,140	▲ 7,131
Jul-11	2,400	▲ 8.6	1,317	424	609	50	▲ 185	146,125	▲ 10.8	85,318	24,788	33,384	2,635	▲ 8,597
Aug-11	2,467	7.0	1,237	452	594	184	▲ 142	145,975	1.8	80,258	26,673	33,511	5,533	▲ 6,838
Sep-11	2,448	▲ 7.4	1,277	452	664	55	▲ 212	149,846	▲ 6.7	83,513	27,048	36,315	2,971	▲ 9,267
Oct-11	2,407	0.2	1,239	456	655	57	▲ 199	143,072	▲ 1.4	78,980	25,906	35,459	2,727	▲ 9,553
Nov-11	2,384	▲ 5.2	1,279	415	630	60	▲ 215	143,923	▲ 5.9	82,841	24,298	33,458	3,326	▲ 9,160
Dec-11	2,636	▲ 2.1	1,323	501	715	97	▲ 214	157,386	▲ 4.7	86,006	28,990	37,630	4,760	▲ 8,641
Jan-12	1,866	▲ 1.4	1,020	358	446	42	▲ 88	113,381	▲ 1.7	66,069	20,639	24,508	2,164	▲ 3,869
Feb-12	2,343	▲ 4.3	1,232	389	666	56	▲ 277	143,244	▲ 5.0	80,390	21,514	38,460	2,879	▲ 16,947
Mar-12	3,546	▲ 5.2	2,018	544	872	112	▲ 328	226,309	▲ 4.6	135,802	32,210	51,895	6,402	▲ 19,685
Apr-12	2,593	6.3	1,528	447	564	54	▲ 117	159,826	8.0	99,597	25,481	31,990	2,758	▲ 6,508
May-12	2,411	7.0	1,306	483	566	56	▲ 83	147,196	6.9	84,690	27,150	32,120	3,235	▲ 4,971
Jun-12	2,533	▲ 4.9	1,349	510	609	65	▲ 99	154,331	▲ 4.3	87,287	28,880	34,491	3,673	▲ 5,612
Jul-12	2,470	2.9	1,378	468	559	65	▲ 91	151,310	3.5	90,510	27,003	30,595	3,202	▲ 3,591
Aug-12	2,411	▲ 2.3	1,222	494	644	51	▲ 150	145,072	▲ 0.6	81,251	27,750	33,842	2,228	▲ 6,092
Sep-12	2,301	▲ 6.0	1,199	448	573	80	▲ 126	140,011	▲ 6.6	79,382	25,771	31,092	3,702	▲ 5,386
Oct-12	2,797	16.2	1,328	756	620	91	138	164,032	14.6	85,506	39,173	34,514	4,683	4,816
Nov-12	2,679	12.4	1,366	536	694	83	▲ 158	159,308	10.7	88,829	29,948	36,418	4,112	▲ 6,470
Dec-12	2,527	▲ 4.1	1,306	453	665	103	▲ 212	148,027	▲ 5.9	83,450	25,807	34,296	4,476	▲ 8,489
Jan-13	1,937	3.8	1,011	395	467	64	▲ 72	116,080	2.4	65,745	22,799	24,587	2,948	▲ 1,788
Feb-13	2,352	0.4	1,259	431	586	76	▲ 155	140,476	▲ 1.9	80,601	24,561	31,383	3,932	▲ 6,823
Mar-13	3,731	5.2	2,185	571	890	84	▲ 318	230,591	1.9	146,164	33,768	47,071	3,532	▲ 13,248
Apr-13	2,899	11.8	1,672	492	673	62	▲ 181	177,063	10.8	109,538	27,615	37,299	2,612	▲ 9,684
May-13	2,730	13.2	1,458	552	637	83	▲ 85	163,441	11.0	95,402	31,030	33,641	3,368	▲ 2,612
Jun-13	2,700	6.6	1,424	490	715	68	▲ 224	162,227	5.1	92,446	28,473	37,918	3,172	▲ 9,364
Jul-13	2,780	12.6	1,470	545	697	67	▲ 152	168,783	11.5	96,684	31,125	37,464	3,434	▲ 6,338
Aug-13	2,387	▲ 1.0	1,277	475	576	55	▲ 100	145,586	0.4	83,843	27,436	31,142	2,863	▲ 3,637
Sep-13	2,573	11.8	1,300	638	562	73	76	156,442	11.7	85,662	37,058	30,053	3,669	7,005
Oct-13	2,654	▲ 5.1	1,328	578	674	74	▲ 96	156,928	▲ 4.3	86,168	33,353	34,656	2,751	▲ 1,303
Nov-13	2,760	3.0	1,340	688	645	85	45	164,085	3.0	87,923	39,637	31,875	4,489	7,922
Dec-13	2,837	12.3	1,431	639	684	83	▲ 45	166,126	12.2	93,186	35,896	33,474	3,569	2,422
Jan-14	2,157	11.4	1,096	545	459	57	86	128,726	10.9	72,251	30,106	23,613	2,757	6,493
Feb-14	2,699	14.8	1,352	548	721	78	▲ 173	158,318	12.7	87,397	30,101	37,933	2,887	▲ 7,831
Mar-14	4,494	20.5	2,441	784	1,159	109	▲ 375	279,203	21.1	164,111	44,968	64,404	5,629	▲ 19,435
Apr-14	2,620	▲ 9.6	1,417	599	510	94	89	158,728	▲ 10.4	94,361	32,075	26,853	5,439	5,221
May-14	2,441	▲ 10.6	1,210	569	576	85	▲ 7	142,692	▲ 12.7	79,156	30,458	28,613	4,391	1,845
Jun-14	2,585	▲ 4.3	1,318	558	646	62	▲ 88	154,117	▲ 5.0	86,988	31,218	33,011	2,818	▲ 1,793
Jul-14	2,608	▲ 6.2	1,281	630	607	88	23	153,433	▲ 9.1	84,423	34,099	30,725	4,036	3,374
Aug-14	2,305	▲ 3.4	1,156	535	524	90	11	136,808	▲ 6.0	75,677	28,805	28,424	3,902	381
Sep-14	2,591	0.7	1,232	599	645	112	▲ 46	149,987	▲ 4.1	79,240	33,193	32,155	5,173	1,039
Oct-14	2,573	▲ 3.1	1,212	576	705	79	▲ 128	151,327	▲ 3.6	78,733	31,505	37,381	3,633	▲ 5,802
Nov-14	2,540	▲ 8.0	1,270	558	621	89	▲ 63	150,574	▲ 8.2	82,824	30,558	32,681	4,360	▲ 2,123
Dec-14	2,875	1.3	1,367	650	719	138	▲ 69	167,839	1.0	88,058	36,634	36,986	6,079	▲ 352
Jan-15	2,167	0.5	1,049	527	526	63	1	128,902	0.1	68,029	30,396	26,960	3,366	3,436
Feb-15	2,575	▲ 4.6	1,199	551	725	99	▲ 174	148,446	▲ 6.2	77,748	30,325	35,432	4,866	▲ 5,106
Mar-15	3,899	▲ 13.2	2,126	760	892	121	▲ 132	240,638	▲ 13.8	142,057	42,964	49,768	5,849	▲ 6,804
Apr-15	3,086	17.8	1,599	709	674	103	35	182,402	14.9	105,346	39,462	32,950	4,580	6,512
May-15	2,595	6.3	1,292	577	668	58	▲ 91	151,223	6.0	83,388	31,299	33,483	3,053	▲ 2,184
Jun-15	3,154	22.0	1,479	757	804	113	▲ 47	181,634	17.9	94,868	40,909	40,018	5,764	890
Jul-15	2,964	13.7	1,391	666	793	113	▲ 126	171,158	11.6	90,134	36,685	38,913	5,333	▲ 2,135
Aug-15	2,589	12.3	1,252	631	635	69	▲ 3	151,338	10.6	79,839	35,236	32,880	3,203	2,449
Sep-15	*2,522*	*▲ 2.7*	*1,206*	*619*	*614*	*82*	*5*	*150,197*	*0.1*	*78,309*	*34,937*	*33,014*	*3,831*	*1,923*
Oct-15	*2,687*	*4.4*	*1,302*	*635*	*641*	*108*	*▲ 6*	*157,515*	*4.1*	*83,228*	*35,488*	*33,507*	*5,218*	*1,981*
Nov-15	*2,847*	*12.1*	*1,331*	*694*	*687*	*134*	*7*	*165,084*	*9.6*	*85,186*	*38,702*	*36,238*	*4,883*	*2,464*

4-1 Tokyo

	Detached House													
			numbers of transactions by transaction party							gross area of transactions by transaction party(㎡)				
	numbers of transactions	change compared to year-earlier month(%)	Individual→ Individual	Individual→ Private corporation	Private corporation → Individual	Private corporation → Private corporation	trend of transaction of Private Corporation (buy-sell)	gross area of transactions (㎡)	change compared to year-earlier month(%)	Individual→ Individual	Individual→ Private corporation	Private corporation → Individual	Private corporation → Private corporation	trend of transaction of Private Corporation (buy-sell)
Apr-08	839		457	209	140	33	69	100,421		51,366	27,880	14,324	6,851	13,555
May-08	791		449	156	162	24	▲ 6	89,746		49,349	18,975	18,926	2,495	49
Jun-08	821		449	164	181	26	▲ 16	96,705		50,779	21,052	20,300	4,415	911
Jul-08	863		471	187	175	29	12	107,508		55,445	23,742	18,322	9,885	5,420
Aug-08	764		420	157	160	26	▲ 3	93,565		48,495	21,322	17,656	6,023	3,667
Sep-08	749		432	149	148	19	2	99,682		50,863	24,721	17,718	5,677	7,707
Oct-08	737		416	144	150	26	▲ 7	88,494		47,080	21,360	16,176	3,566	4,871
Nov-08	711		417	120	136	38	▲ 16	84,598		44,322	14,925	16,140	9,210	▲ 1,215
Dec-08	814		461	147	171	35	▲ 24	99,749		53,427	20,792	19,084	6,447	1,708
Jan-09	614		355	115	125	19	▲ 10	75,080		42,667	14,467	14,137	3,809	331
Feb-09	616		362	90	139	24	▲ 49	71,249		43,783	11,467	13,192	2,625	▲ 1,725
Mar-09	1,066		655	168	210	33	▲ 42	138,985		77,892	28,148	23,741	9,205	4,407
Apr-09	791	▲ 5.7	478	140	146	26	▲ 6	98,012	▲ 2.4	58,693	17,323	15,547	6,303	1,776
May-09	747	▲ 5.6	459	114	155	17	▲ 41	91,184	1.6	55,401	14,763	17,265	3,520	▲ 2,502
Jun-09	855	4.1	544	141	148	21	▲ 7	104,313	7.9	65,441	18,443	16,381	2,520	2,062
Jul-09	924	7.1	588	157	157	21	1	115,370	7.3	68,534	24,159	18,239	4,325	6,033
Aug-09	785	2.7	487	147	124	24	23	96,320	2.9	57,870	20,178	13,806	4,004	6,372
Sep-09	808	7.9	481	165	133	24	35	102,338	2.7	57,699	22,014	15,060	6,474	7,723
Oct-09	866	17.5	503	174	159	28	16	109,024	23.2	58,647	23,801	19,498	6,868	4,483
Nov-09	846	19.0	521	167	131	26	36	107,138	26.6	61,288	24,607	15,764	4,362	8,843
Dec-09	831	2.1	497	167	140	25	28	109,888	10.2	61,967	22,980	16,786	6,802	6,299
Jan-10	593	▲ 3.4	357	137	82	14	58	72,124	▲ 3.9	40,421	20,212	8,439	1,720	13,103
Feb-10	644	4.5	374	112	141	17	▲ 29	80,253	12.6	45,639	17,593	14,812	2,209	2,782
Mar-10	1,060	▲ 0.6	656	194	166	41	30	138,786	▲ 0.1	78,302	28,222	20,706	10,817	8,063
Apr-10	809	2.3	497	163	130	18	34	104,163	6.3	57,584	23,520	17,353	5,456	6,416
May-10	746	▲ 0.1	454	165	111	16	54	93,001	2.0	53,483	23,523	12,310	3,686	11,213
Jun-10	804	▲ 6.0	478	158	136	31	23	99,842	▲ 4.3	56,935	18,811	16,111	7,833	2,852
Jul-10	806	▲ 12.8	481	179	113	32	66	102,864	▲ 10.8	55,874	26,102	14,314	6,486	11,788
Aug-10	771	▲ 1.8	488	155	108	20	47	89,049	▲ 7.5	55,315	18,783	11,463	3,487	7,320
Sep-10	803	▲ 0.6	461	180	122	37	60	100,431	▲ 1.9	55,669	23,112	14,928	5,861	8,598
Oct-10	736	▲ 15.0	418	180	118	19	63	91,959	▲ 15.7	48,241	27,944	12,536	3,038	15,608
Nov-10	747	▲ 11.7	456	177	102	12	75	93,216	▲ 13.0	53,264	26,695	11,474	1,783	15,221
Dec-10	909	9.4	549	190	144	24	46	111,718	1.7	62,804	27,859	16,167	4,662	11,693
Jan-11	602	1.5	364	141	76	18	67	76,604	6.2	45,535	17,923	9,431	2,984	8,845
Feb-11	658	2.2	391	147	101	17	48	86,709	8.0	47,240	23,964	10,937	3,695	13,900
Mar-11	1,054	▲ 0.6	659	200	165	30	35	140,376	1.1	76,778	30,067	18,334	15,197	11,734
Apr-11	708	▲ 12.5	418	187	77	26	110	92,538	▲ 11.2	52,354	26,046	8,083	6,055	17,962
May-11	656	▲ 12.1	362	163	108	20	57	134,286	44.4	45,115	23,139	12,472	3,395	10,956
Jun-11	781	▲ 2.9	463	158	139	20	19	94,909	▲ 4.9	51,547	21,738	18,556	3,022	3,182
Jul-11	731	▲ 9.3	460	154	103	11	54	90,204	▲ 12.3	53,674	22,240	11,898	1,468	11,266
Aug-11	742	▲ 3.8	439	173	112	18	61	89,846	0.9	48,336	25,448	11,681	4,381	13,766
Sep-11	791	▲ 1.5	456	189	115	29	76	103,643	3.2	58,914	26,877	13,519	4,097	13,595
Oct-11	689	▲ 6.4	385	150	128	25	23	85,018	▲ 7.5	42,814	21,285	14,586	5,535	7,496
Nov-11	732	▲ 2.0	430	170	109	22	62	92,034	▲ 1.3	51,993	23,441	12,304	3,534	11,900
Dec-11	844	▲ 7.2	518	181	113	31	69	118,596	6.2	63,760	35,326	12,600	6,717	22,920
Jan-12	581	▲ 3.5	327	145	82	23	67	74,007	▲ 3.4	38,396	18,845	9,688	5,021	11,215
Feb-12	705	7.1	399	176	115	15	61	87,396	0.8	47,121	25,353	12,805	2,117	12,548
Mar-12	1,056	0.2	640	234	140	39	94	140,331	▲ 0.0	76,302	39,954	17,534	6,207	22,420
Apr-12	706	▲ 0.3	409	164	113	17	53	86,322	▲ 6.7	47,002	23,716	11,987	3,246	12,060
May-12	717	9.3	415	166	113	21	54	86,638	▲ 35.5	47,019	20,717	13,168	5,312	7,729
Jun-12	779	▲ 0.3	462	169	124	21	48	96,960	2.2	55,588	24,717	12,376	3,919	12,702
Jul-12	836	14.4	486	207	119	22	88	104,921	16.3	56,371	30,853	12,303	5,114	18,549
Aug-12	827	11.5	496	189	118	22	73	100,386	11.7	58,215	26,988	11,960	2,955	15,295
Sep-12	818	3.4	474	192	125	27	67	101,022	▲ 2.5	54,251	27,562	14,059	5,150	13,502
Oct-12	782	13.5	449	198	110	24	88	100,724	18.5	54,226	28,444	11,727	6,217	16,717
Nov-12	845	15.4	498	195	124	26	73	149,447	62.4	58,154	26,598	13,707	50,724	13,154
Dec-12	937	11.0	530	237	143	25	95	125,504	5.8	63,644	40,007	17,245	4,326	22,820
Jan-13	619	6.5	343	170	92	14	78	74,692	0.9	40,575	21,942	9,138	3,037	12,805
Feb-13	795	12.8	401	223	122	49	101	89,998	3.0	44,922	25,470	13,000	6,606	12,470
Mar-13	1,150	8.9	704	236	174	35	62	139,372	▲ 0.7	79,230	32,553	18,965	8,415	13,588
Apr-13	762	7.9	456	172	113	21	59	90,020	4.3	50,090	23,259	12,374	4,297	10,884
May-13	894	24.7	546	188	132	28	56	114,655	32.3	61,342	31,425	14,850	7,037	16,575
Jun-13	900	15.5	537	210	130	22	80	114,948	18.6	64,243	30,869	16,334	3,450	14,535
Jul-13	939	12.3	545	224	146	24	78	119,729	14.1	67,205	33,191	16,422	2,911	16,768
Aug-13	829	0.2	467	218	117	27	101	103,685	3.3	51,598	32,178	13,218	6,690	18,961
Sep-13	872	6.6	488	219	132	30	90	110,823	9.7	58,971	30,036	14,978	6,269	15,626
Oct-13	833	6.5	463	221	127	20	95	105,399	4.6	52,069	35,960	13,750	3,246	22,356
Nov-13	873	3.3	509	215	129	18	87	112,088	▲ 25.0	58,217	34,082	16,770	2,878	17,370
Dec-13	1,019	8.8	557	285	153	22	133	133,983	6.8	66,043	46,634	17,200	3,696	29,679
Jan-14	688	11.1	387	179	105	16	74	81,643	9.3	42,982	24,047	11,155	3,408	12,892
Feb-14	780	▲ 1.9	446	193	117	23	77	95,800	6.4	50,624	24,604	14,622	5,874	10,057
Mar-14	1,292	12.3	800	285	160	46	126	162,995	17.0	91,314	41,410	21,343	8,833	20,161
Apr-14	724	▲ 5.0	403	210	88	22	122	89,569	▲ 0.5	43,690	30,031	9,281	6,360	20,750
May-14	828	▲ 7.4	452	221	132	23	89	102,488	▲ 10.6	49,701	31,297	15,031	6,460	16,266
Jun-14	819	▲ 9.0	443	215	134	23	83	102,097	▲ 11.2	52,052	30,481	15,665	3,602	14,991
Jul-14	843	▲ 10.2	461	230	124	27	107	111,517	▲ 6.9	53,071	34,691	14,393	9,212	20,447
Aug-14	762	▲ 8.1	422	196	120	23	76	93,827	▲ 9.5	50,617	27,828	12,418	2,908	15,410
Sep-14	872	0.0	476	253	118	22	135	111,708	0.8	54,868	38,305	12,583	4,474	25,545
Oct-14	778	▲ 6.6	411	218	120	29	98	100,627	▲ 4.5	50,210	32,413	14,130	3,873	18,283
Nov-14	831	▲ 4.8	440	225	145	19	81	101,337	▲ 9.6	51,322	30,279	16,044	3,035	14,677
Dec-14	1,023	0.4	518	307	146	51	162	133,187	▲ 0.6	61,850	45,978	15,505	9,660	30,666
Jan-15	618	▲ 10.2	358	157	81	21	77	79,730	▲ 2.3	43,351	22,524	9,066	4,464	13,783
Feb-15	830	6.4	461	197	142	29	55	100,784	5.2	52,470	28,194	16,115	3,873	12,079
Mar-15	1,259	▲ 2.6	720	323	170	41	155	155,343	▲ 4.7	82,669	44,982	19,038	6,974	26,356
Apr-15	863	19.2	472	229	137	25	92	103,255	15.3	52,532	32,221	14,980	3,521	17,241
May-15	848	2.4	481	203	134	30	69	107,317	4.7	58,459	30,770	13,573	4,514	17,197
Jun-15	961	17.3	495	263	170	31	94	119,672	17.2	59,797	35,996	17,912	5,854	18,162
Jul-15	1,038	23.1	565	286	154	32	133	134,767	20.8	65,893	41,161	19,934	7,642	21,365
Aug-15	893	17.2	490	241	125	36	116	115,720	23.3	56,914	36,158	13,454	8,944	22,704
Sep-15	*931*	*6.8*	*507*	*258*	*113*	*48*	*147*	*116,539*	*4.3*	*57,920*	*36,950*	*12,601*	*8,695*	*24,477*
Oct-15	*904*	*16.2*	*449*	*274*	*143*	*34*	*135*	*113,280*	*12.6*	*55,900*	*35,952*	*16,006*	*4,858*	*20,511*
Nov-15	*887*	*6.7*	*469*	*228*	*157*	*31*	*72*	*113,556*	*12.1*	*57,376*	*32,527*	*16,976*	*5,913*	*16,030*

4-1 Tokyo

	Condominiums													
			numbers of transactions by transaction party							gross area of transactions by transaction party(㎡)				
	numbers of transactions	change compared to year-earlier month(%)	Individual→ Individual	Individual→ Private corporation	Private corporation → Individual	Private corporation → Private corporation	trend of transaction of Private Corporation (buy-sell)	gross area of transactions (㎡)	change compared to year-earlier month(%)	Individual→ Individual	Individual→ Private corporation	Private corporation → Individual	Private corporation → Private corporation	trend of transaction of Private Corporation (buy-sell)
Apr-08	4,278		1,469	671	1,831	306	▲ 1,159	222,530		83,366	27,517	99,302	12,300	▲ 71,740
May-08	3,514		1,290	729	1,296	151	▲ 567	159,041		71,890	28,359	50,829	5,457	▲ 22,470
Jun-08	3,518		1,411	597	1,314	194	▲ 717	165,750		79,712	25,117	53,255	7,421	▲ 28,138
Jul-08	3,671		1,378	686	1,430	174	▲ 744	173,284		78,614	27,360	60,651	6,367	▲ 33,291
Aug-08	3,112		1,171	489	1,282	166	▲ 793	148,549		68,064	20,895	52,827	6,407	▲ 31,932
Sep-08	3,498		1,200	605	1,480	207	▲ 875	160,696		67,542	25,461	59,407	7,786	▲ 33,946
Oct-08	3,521		1,233	626	1,449	212	▲ 823	160,760		69,411	27,116	56,928	7,256	▲ 29,812
Nov-08	3,062		1,118	518	1,238	173	▲ 720	147,557		64,268	22,975	52,869	6,742	▲ 29,894
Dec-08	3,588		1,216	619	1,523	230	▲ 904	164,755		66,970	26,322	61,640	9,823	▲ 35,319
Jan-09	2,863		1,026	479	1,093	258	▲ 614	145,604		60,194	22,637	47,770	14,441	▲ 25,133
Feb-09	3,221		1,140	413	1,466	193	▲ 1,052	157,188		64,536	17,686	66,159	8,077	▲ 48,443
Mar-09	5,203		2,041	579	2,182	375	▲ 1,603	268,197		121,565	25,920	102,951	16,260	▲ 77,031
Apr-09	3,694	▲ 13.7	1,438	555	1,499	180	▲ 940	182,172	▲ 18.1	84,571	24,180	65,073	6,932	▲ 40,720
May-09	3,165	▲ 9.9	1,269	431	1,307	155	▲ 876	156,906	▲ 1.3	73,413	19,284	58,190	5,782	▲ 38,906
Jun-09	4,257	21.0	1,443	574	2,037	202	▲ 1,463	212,002	27.9	81,476	23,757	98,474	8,196	▲ 74,717
Jul-09	4,034	9.9	1,572	569	1,661	232	▲ 1,092	195,948	13.1	90,792	24,850	71,428	8,879	▲ 46,578
Aug-09	3,661	17.6	1,301	495	1,690	174	▲ 1,195	183,818	23.7	74,749	22,360	79,454	7,157	▲ 57,094
Sep-09	3,680	5.2	1,334	572	1,610	162	▲ 1,036	177,035	10.2	74,977	24,249	70,353	7,357	▲ 46,005
Oct-09	3,914	11.2	1,351	621	1,793	149	▲ 1,172	189,994	18.2	75,549	27,747	80,699	6,000	▲ 52,952
Nov-09	3,884	26.8	1,352	626	1,740	163	▲ 1,111	186,357	26.3	75,800	26,986	76,371	7,036	▲ 49,219
Dec-09	3,878	8.1	1,425	604	1,679	166	▲ 1,071	181,732	10.3	78,093	25,392	70,832	7,179	▲ 45,205
Jan-10	3,153	10.1	1,127	548	1,272	205	▲ 723	154,093	5.8	63,622	26,166	55,844	8,437	▲ 29,653
Feb-10	3,329	3.4	1,182	560	1,395	191	▲ 835	152,725	▲ 2.8	65,027	24,882	54,590	8,171	▲ 29,709
Mar-10	5,037	▲ 3.2	2,063	788	1,932	252	▲ 1,143	250,583	▲ 6.6	119,820	34,790	85,292	10,524	▲ 50,446
Apr-10	3,960	7.2	1,591	793	1,370	203	▲ 576	187,690	3.0	88,400	35,457	55,786	7,733	▲ 20,227
May-10	3,546	12.0	1,340	617	1,420	169	▲ 803	169,396	8.0	74,688	26,759	61,767	6,183	▲ 35,008
Jun-10	3,912	▲ 8.1	1,402	631	1,702	175	▲ 1,071	185,467	▲ 12.5	75,928	28,187	74,023	7,100	▲ 45,836
Jul-10	4,580	13.5	1,462	703	2,072	343	▲ 1,369	235,175	20.0	80,191	30,587	104,223	20,174	▲ 73,636
Aug-10	3,388	▲ 7.5	1,262	634	1,326	166	▲ 692	159,321	▲ 13.3	70,066	27,903	54,834	6,518	▲ 26,931
Sep-10	3,839	4.3	1,336	727	1,550	224	▲ 823	179,361	1.3	72,766	31,079	65,159	10,116	▲ 34,080
Oct-10	3,315	▲ 15.3	1,192	653	1,312	157	▲ 659	149,844	▲ 21.1	63,332	28,577	51,068	6,767	▲ 22,492
Nov-10	4,574	17.8	1,465	773	2,149	187	▲ 1,376	238,956	28.2	78,574	34,463	118,368	7,550	▲ 83,905
Dec-10	4,334	11.8	1,612	771	1,721	227	▲ 949	206,152	13.4	88,759	33,619	74,697	8,806	▲ 41,002
Jan-11	3,348	6.2	1,141	703	1,378	123	▲ 672	166,431	8.0	60,701	32,619	67,328	5,613	▲ 34,539
Feb-11	3,308	▲ 0.6	1,236	660	1,246	164	▲ 586	153,696	0.6	66,611	28,272	51,509	7,073	▲ 23,236
Mar-11	5,036	▲ 0.0	2,115	739	1,957	224	▲ 1,218	257,734	2.9	120,774	32,746	94,312	9,790	▲ 61,566
Apr-11	3,260	▲ 17.7	1,316	587	1,170	185	▲ 582	157,106	▲ 16.3	73,489	24,664	51,637	7,224	▲ 26,921
May-11	2,971	▲ 16.2	1,158	631	1,063	119	▲ 432	138,675	▲ 18.1	62,357	27,333	44,335	4,650	▲ 17,001
Jun-11	3,530	▲ 9.8	1,342	779	1,275	133	▲ 496	165,629	▲ 10.7	72,248	34,202	54,226	4,852	▲ 20,024
Jul-11	3,423	▲ 25.3	1,271	748	1,272	132	▲ 524	158,244	▲ 32.7	67,628	31,871	53,390	5,356	▲ 21,518
Aug-11	3,284	▲ 3.1	1,278	715	1,157	133	▲ 442	154,872	▲ 2.8	69,202	31,979	47,897	5,692	▲ 15,918
Sep-11	3,505	▲ 8.7	1,284	691	1,385	145	▲ 694	162,574	▲ 9.4	68,923	30,513	57,222	5,916	▲ 26,709
Oct-11	3,126	▲ 5.7	1,194	705	1,080	147	▲ 375	146,730	▲ 2.1	63,637	31,502	44,812	6,779	▲ 13,310
Nov-11	3,252	▲ 28.9	1,338	710	1,067	137	▲ 357	154,532	▲ 35.3	70,925	31,247	46,788	5,571	▲ 15,541
Dec-11	4,012	▲ 7.4	1,512	782	1,470	248	▲ 688	190,137	▲ 7.8	79,391	33,270	65,498	11,978	▲ 32,228
Jan-12	2,658	▲ 20.6	1,017	636	903	102	▲ 267	127,346	▲ 23.5	54,448	29,026	39,121	4,750	▲ 10,095
Feb-12	3,249	▲ 1.8	1,359	609	1,107	173	▲ 498	153,171	▲ 0.3	71,805	26,627	47,853	6,786	▲ 21,225
Mar-12	5,147	2.2	2,046	911	1,982	208	▲ 1,071	264,321	2.6	115,947	41,019	97,631	9,725	▲ 56,612
Apr-12	3,504	7.5	1,540	710	1,122	132	▲ 412	167,518	6.6	82,811	31,355	48,372	4,979	▲ 17,017
May-12	3,421	15.1	1,403	718	1,176	123	▲ 458	162,014	16.8	76,086	32,401	47,956	5,471	▲ 15,555
Jun-12	3,631	2.9	1,435	744	1,273	179	▲ 529	172,744	4.3	76,360	33,546	55,781	7,057	▲ 22,236
Jul-12	3,708	8.3	1,512	745	1,252	199	▲ 507	178,228	12.6	79,653	34,223	55,492	8,859	▲ 21,269
Aug-12	3,374	2.7	1,482	736	1,038	118	▲ 302	165,212	6.7	80,548	32,598	47,050	5,016	▲ 14,452
Sep-12	3,669	4.7	1,437	748	1,324	160	▲ 576	177,523	9.2	76,749	33,171	61,069	6,535	▲ 27,898
Oct-12	3,598	15.1	1,399	810	1,254	135	▲ 444	170,562	16.2	73,551	35,229	56,327	5,455	▲ 21,098
Nov-12	3,863	18.8	1,497	802	1,363	201	▲ 561	186,688	20.8	82,493	34,584	61,901	7,711	▲ 27,317
Dec-12	4,174	4.0	1,738	792	1,455	188	▲ 663	206,096	8.4	93,944	35,496	68,039	8,504	▲ 32,544
Jan-13	2,927	10.1	1,215	652	915	145	▲ 263	135,771	6.6	62,897	29,919	37,382	5,573	▲ 7,464
Feb-13	3,497	7.6	1,426	658	1,240	173	▲ 582	163,161	6.5	73,936	28,918	53,019	7,288	▲ 24,101
Mar-13	5,653	9.8	2,514	949	1,895	295	▲ 946	284,188	7.5	137,452	43,469	88,973	14,294	▲ 45,504
Apr-13	4,156	18.6	1,926	776	1,287	167	▲ 511	203,776	21.6	103,084	34,979	58,020	7,693	▲ 23,042
May-13	3,924	14.7	1,844	780	1,157	143	▲ 377	190,455	17.6	97,024	34,950	52,748	5,732	▲ 17,798
Jun-13	3,986	9.8	1,873	788	1,191	134	▲ 403	193,963	12.3	96,425	34,595	57,368	5,575	▲ 22,773
Jul-13	4,241	14.4	2,024	917	1,162	137	▲ 244	208,003	16.7	106,156	40,567	54,715	6,529	▲ 14,112
Aug-13	3,774	11.9	1,659	809	1,164	142	▲ 355	182,825	10.7	87,008	35,184	54,904	5,729	▲ 19,720
Sep-13	3,802	3.6	1,686	835	1,137	144	▲ 302	184,421	3.9	88,141	37,787	51,128	7,365	▲ 13,342
Oct-13	3,864	7.4	1,721	933	1,088	122	▲ 155	176,707	3.6	84,270	40,378	46,463	5,596	▲ 6,085
Nov-13	3,908	1.2	1,738	855	1,168	143	▲ 313	183,491	▲ 1.7	88,122	38,201	50,924	6,112	▲ 12,724
Dec-13	4,287	2.7	1,868	944	1,287	181	▲ 338	197,600	▲ 4.1	92,964	42,387	53,832	7,948	▲ 11,041
Jan-14	3,422	16.9	1,577	796	942	107	▲ 146	161,450	18.9	81,328	36,200	39,089	4,832	▲ 2,889
Feb-14	3,766	7.7	1,696	838	1,077	148	▲ 232	174,656	7.0	85,820	35,780	45,918	6,577	▲ 9,578
Mar-14	6,067	7.3	2,889	1,172	1,752	253	▲ 579	300,958	5.9	154,390	54,545	79,846	12,118	▲ 25,243
Apr-14	3,574	▲ 14.0	1,793	869	820	91	49	169,198	▲ 17.0	91,418	38,380	34,736	4,630	3,644
May-14	3,626	▲ 7.6	1,604	930	970	122	▲ 40	169,115	▲ 11.2	80,751	41,058	42,217	5,090	▲ 1,160
Jun-14	3,736	▲ 6.3	1,665	857	1,085	128	▲ 228	174,016	▲ 10.3	83,650	35,962	48,992	5,378	▲ 13,030
Jul-14	4,052	▲ 4.5	1,749	985	1,174	144	▲ 189	191,232	▲ 8.1	88,496	43,905	52,806	6,025	▲ 8,900
Aug-14	3,499	▲ 7.3	1,511	830	987	168	▲ 155	163,649	▲ 10.5	75,097	36,582	44,605	7,288	▲ 7,980
Sep-14	3,855	1.4	1,601	948	1,166	140	▲ 218	181,452	▲ 1.6	79,866	42,442	52,544	6,599	▲ 10,102
Oct-14	3,808	▲ 1.4	1,674	967	1,026	140	▲ 58	172,077	▲ 2.6	80,410	41,378	44,424	5,814	▲ 2,995
Nov-14	3,534	▲ 9.6	1,486	901	1,028	118	▲ 127	162,628	▲ 11.4	73,448	38,129	46,373	4,603	▲ 8,244
Dec-14	4,340	1.2	1,814	1,146	1,205	175	▲ 59	196,525	▲ 0.5	87,885	47,878	52,585	8,178	▲ 4,707
Jan-15	3,343	▲ 2.3	1,430	863	932	117	▲ 69	157,977	▲ 2.2	72,270	38,666	41,506	5,486	▲ 2,840
Feb-15	3,881	3.1	1,671	961	1,088	159	▲ 127	177,254	1.5	82,329	41,600	46,784	6,392	▲ 5,184
Mar-15	5,772	▲ 4.9	2,609	1,314	1,620	227	▲ 306	283,200	▲ 5.9	136,814	58,825	77,141	10,278	▲ 18,317
Apr-15	4,218	18.0	1,945	1,020	1,090	163	▲ 70	197,424	16.7	98,963	44,481	46,788	7,192	▲ 2,307
May-15	3,787	4.4	1,636	1,011	1,022	116	▲ 10	173,301	2.5	81,354	42,560	44,279	4,996	▲ 1,664
Jun-15	4,521	21.0	1,872	1,125	1,360	163	▲ 235	207,998	19.5	90,447	48,743	61,699	7,047	▲ 12,956
Jul-15	4,594	13.4	1,990	1,190	1,249	163	▲ 59	207,640	8.6	96,947	49,082	54,415	7,077	▲ 5,333
Aug-15	4,041	15.5	1,684	1,115	1,112	130	3	185,980	13.6	82,527	48,195	49,494	5,765	▲ 1,299
Sep-15	*4,334*	*12.4*	*1,804*	*1,179*	*1,182*	*169*	*▲ 3*	*196,354*	*8.2*	*86,880*	*51,182*	*50,398*	*7,894*	*784*
Oct-15	*4,221*	*10.8*	*1,798*	*1,111*	*1,187*	*125*	*▲ 76*	*186,110*	*8.2*	*83,232*	*48,140*	*48,995*	*5,743*	*▲ 855*
Nov-15	*4,129*	*16.8*	*1,691*	*1,042*	*1,238*	*157*	*▲ 196*	*183,097*	*12.6*	*79,427*	*45,755*	*51,909*	*5,930*	*▲ 6,154*

	Detached House													
			numbers of transactions by transaction party							gross area of transactions by transaction party(㎡)				
	numbers of transactions	change compared to year-earlier month(%)	Individual→ Individual	Individual→ Private corporation	Private corporation → Individual	Private corporation → Private corporation	trend of transaction of Private Corporation (buy-sell)	gross area of transactions (㎡)	change compared to year-earlier month(%)	Individual→ Individual	Individual→ Private corporation	Private corporation → Individual	Private corporation → Private corporation	trend of transaction of Private Corporation (buy-sell)
Apr-08	466		275	91	79	9	12	88,731		51,776	19,082	13,804	1,727	5,278
May-08	500		300	115	73	12	42	105,441		62,215	29,151	11,835	2,240	17,316
Jun-08	502		289	108	93	12	15	105,608		57,113	25,261	17,145	6,088	8,116
Jul-08	525		308	129	73	14	56	112,029		65,103	26,548	14,003	6,169	12,544
Aug-08	439		258	86	84	10	2	91,607		52,347	22,222	14,065	1,693	8,156
Sep-08	431		257	87	81	6	6	98,809		57,746	21,733	14,354	4,976	7,380
Oct-08	478		288	91	92	7	▲ 1	98,437		55,452	20,141	16,391	6,453	3,751
Nov-08	434		268	72	89	5	▲ 17	95,172		52,158	12,185	28,895	1,934	▲ 16,710
Dec-08	475		294	92	77	11	15	94,608		56,681	18,760	16,818	2,117	1,942
Jan-09	383		235	86	59	3	27	75,720		46,082	16,856	11,981	802	4,875
Feb-09	366		220	68	73	5	▲ 5	70,027		41,732	13,774	13,559	962	216
Mar-09	648		409	108	124	6	▲ 16	129,857		79,370	25,762	22,444	2,155	3,318
Apr-09	456	▲ 2.1	287	77	90	2	▲ 13	89,366	0.7	55,701	17,197	15,915	553	1,281
May-09	388	▲ 22.4	232	69	81	6	▲ 12	76,421	▲ 27.5	44,944	15,229	15,102	1,146	127
Jun-09	516	2.8	302	92	112	10	▲ 20	101,646	▲ 3.8	56,344	22,372	20,743	2,188	1,630
Jul-09	524	▲ 0.2	304	106	107	7	▲ 1	106,241	▲ 5.2	59,944	25,348	18,900	2,049	6,448
Aug-09	457	4.1	261	85	104	7	▲ 19	92,136	0.6	50,283	18,949	18,550	4,353	400
Sep-09	409	▲ 5.1	236	78	82	13	▲ 4	83,314	▲ 15.7	47,648	15,472	15,144	5,050	328
Oct-09	444	▲ 7.1	245	95	96	8	▲ 1	95,637	▲ 2.8	48,529	24,707	18,462	3,939	6,245
Nov-09	485	11.8	279	98	97	10	1	93,784	▲ 1.5	57,243	18,998	15,195	2,095	3,803
Dec-09	525	10.5	296	124	97	8	27	108,759	15.0	59,024	29,017	18,029	2,688	10,988
Jan-10	379	▲ 1.0	223	87	60	8	27	79,288	4.7	44,575	21,893	11,363	1,259	10,530
Feb-10	410	12.0	244	81	80	5	1	88,610	26.5	51,449	17,883	17,453	1,824	430
Mar-10	693	6.9	431	113	138	8	▲ 25	142,876	10.0	88,052	26,249	26,234	1,605	15
Apr-10	519	13.8	313	97	104	5	▲ 7	98,395	10.1	60,139	18,661	18,660	935	0
May-10	396	2.1	217	89	84	4	5	77,181	1.0	42,521	17,519	16,151	570	1,368
Jun-10	441	▲ 14.5	258	75	104	4	▲ 29	84,614	▲ 16.8	49,761	15,757	18,302	795	▲ 2,545
Jul-10	483	▲ 7.8	292	96	85	10	11	91,091	▲ 14.3	55,722	18,980	14,646	1,743	4,333
Aug-10	408	▲ 10.7	239	101	60	8	41	85,827	▲ 6.8	47,743	22,596	13,447	2,041	9,149
Sep-10	452	10.5	263	97	81	11	16	88,332	6.0	50,578	19,715	15,498	2,541	4,217
Oct-10	446	0.5	245	110	87	4	23	84,381	▲ 11.8	45,929	21,969	15,792	691	6,176
Nov-10	427	▲ 12.0	237	105	67	17	38	84,119	▲ 10.3	47,221	19,485	12,338	4,848	7,148
Dec-10	495	▲ 5.7	301	96	94	4	2	98,341	▲ 9.6	57,637	22,967	16,147	1,590	6,821
Jan-11	312	▲ 17.7	195	72	41	4	31	65,021	▲ 18.0	39,219	16,208	6,905	2,689	9,302
Feb-11	374	▲ 8.8	233	84	52	5	32	75,860	▲ 14.4	46,568	18,533	9,642	1,118	8,891
Mar-11	613	▲ 11.5	382	132	87	12	45	120,342	▲ 15.8	72,949	26,429	15,994	4,969	10,435
Apr-11	419	▲ 19.3	260	87	68	3	19	82,521	▲ 16.1	49,791	19,725	11,790	1,005	7,934
May-11	400	1.0	249	89	58	4	31	78,116	1.2	48,380	18,495	10,247	994	8,248
Jun-11	494	12.0	302	90	99	3	▲ 9	97,756	15.5	60,761	18,270	17,681	1,045	589
Jul-11	432	▲ 10.6	235	103	90	4	13	84,154	▲ 7.6	45,309	20,016	17,818	1,011	2,197
Aug-11	465	14.0	282	98	74	11	24	91,866	7.0	53,596	19,559	14,222	4,490	5,338
Sep-11	466	3.1	279	87	95	5	▲ 8	98,087	11.0	57,942	21,241	18,256	649	2,985
Oct-11	430	▲ 3.6	244	101	81	3	20	86,288	2.3	48,015	22,097	15,430	567	6,667
Nov-11	433	1.4	250	98	77	7	21	90,615	7.7	53,172	21,145	14,037	2,078	7,108
Dec-11	485	▲ 2.0	290	102	87	6	15	103,017	4.8	56,976	26,299	18,506	1,236	7,794
Jan-12	347	11.2	226	71	46	4	25	71,782	10.4	44,075	15,239	11,875	593	3,364
Feb-12	386	3.2	225	91	61	8	30	81,301	7.2	46,241	22,100	10,279	2,307	11,820
Mar-12	601	▲ 2.0	374	129	95	3	34	118,211	▲ 1.8	73,595	24,069	19,896	651	4,173
Apr-12	399	▲ 4.8	240	88	65	6	23	77,334	▲ 6.3	46,673	18,102	11,358	1,201	6,744
May-12	414	3.5	255	104	52	3	52	81,434	4.2	47,452	23,793	9,764	426	14,029
Jun-12	477	▲ 3.4	279	105	90	3	15	92,566	▲ 5.3	52,325	22,271	17,455	515	4,816
Jul-12	452	4.6	269	97	82	4	15	89,322	6.1	52,950	19,108	16,229	1,035	2,880
Aug-12	456	▲ 1.9	263	106	84	2	22	93,798	2.1	53,881	24,637	14,545	464	10,093
Sep-12	412	▲ 11.6	249	88	71	4	17	82,250	▲ 16.1	48,254	18,912	13,816	1,267	5,096
Oct-12	456	6.0	273	85	89	9	▲ 4	86,556	0.3	54,258	15,979	14,621	1,699	1,358
Nov-12	476	9.9	286	100	88	2	12	94,911	4.7	58,122	20,536	15,857	396	4,680
Dec-12	551	13.6	354	96	93	8	3	114,888	11.5	72,196	22,564	18,819	1,309	3,744
Jan-13	324	▲ 6.6	195	73	53	3	20	63,231	▲ 11.9	35,324	16,279	10,919	709	5,361
Feb-13	375	▲ 2.8	232	71	62	9	9	74,255	▲ 8.7	44,344	16,056	10,800	2,299	5,255
Mar-13	599	▲ 0.3	375	128	91	5	37	134,087	13.4	74,220	43,325	15,355	1,186	27,970
Apr-13	442	10.8	278	86	71	7	15	90,421	16.9	58,605	18,142	11,247	2,427	6,895
May-13	431	4.1	268	85	72	5	13	86,910	6.7	52,530	19,174	13,349	1,750	5,825
Jun-13	486	1.9	311	94	69	12	25	104,259	12.6	57,648	22,481	17,874	6,256	4,606
Jul-13	488	8.0	296	103	83	6	20	103,684	16.1	56,681	27,103	18,220	1,681	8,883
Aug-13	460	0.9	282	113	60	5	53	88,573	▲ 5.6	53,192	22,953	11,172	1,256	11,781
Sep-13	439	6.6	284	87	60	8	27	92,629	12.6	56,404	23,336	10,556	2,334	12,780
Oct-13	398	▲ 12.7	249	77	64	8	13	86,871	0.4	54,795	18,210	12,258	1,607	5,952
Nov-13	444	▲ 6.7	287	99	51	7	48	88,657	▲ 6.6	56,890	20,210	9,461	2,096	10,749
Dec-13	527	▲ 4.4	308	116	93	9	24	109,418	▲ 4.8	61,481	24,273	18,322	4,330	6,963
Jan-14	370	14.2	230	87	45	8	42	71,503	13.1	42,451	18,596	8,556	1,900	10,040
Feb-14	422	12.5	270	93	58	1	35	81,934	10.3	51,869	19,266	10,687	112	8,578
Mar-14	692	15.5	428	126	123	14	3	140,256	4.6	78,472	31,818	24,788	3,923	7,030
Apr-14	411	▲ 7.0	234	98	67	11	30	85,889	▲ 5.0	45,874	17,770	12,460	1,524	▲ 2,952
May-14	393	▲ 8.8	247	74	61	11	13	87,709	0.9	55,437	17,074	12,371	2,827	4,703
Jun-14	426	▲ 12.3	234	102	82	8	20	86,490	▲ 17.0	48,652	20,017	15,550	2,271	4,467
Jul-14	448	▲ 8.2	275	86	76	11	10	92,078	▲ 11.2	56,542	20,129	13,042	2,365	7,087
Aug-14	401	▲ 12.8	234	97	61	9	36	80,572	▲ 9.0	45,776	21,253	12,074	1,469	9,180
Sep-14	423	▲ 3.6	251	99	66	7	33	80,667	▲ 12.9	48,483	18,815	11,947	1,421	6,868
Oct-14	405	1.8	228	97	69	11	28	78,330	▲ 9.8	46,622	18,747	10,218	2,743	8,529
Nov-14	438	▲ 1.4	249	92	95	2	▲ 3	87,857	▲ 0.9	47,932	21,882	16,321	1,722	5,561
Dec-14	516	▲ 2.1	317	109	84	6	25	106,649	▲ 2.5	63,930	23,770	17,101	1,849	6,669
Jan-15	322	▲ 13.0	180	90	51	1	39	79,634	11.4	38,184	30,090	11,306	54	18,785
Feb-15	394	▲ 6.6	244	85	60	5	25	77,867	▲ 5.0	47,462	18,076	11,055	1,274	7,021
Mar-15	567	▲ 18.1	339	129	89	10	40	118,376	▲ 15.6	72,129	29,505	14,494	2,248	15,011
Apr-15	469	14.1	256	123	86	3	37	97,924	14.0	51,205	28,763	17,627	261	11,137
May-15	420	6.9	268	86	63	3	23	83,943	▲ 4.3	53,300	17,867	12,447	328	5,420
Jun-15	460	8.0	286	96	72	6	24	94,304	9.0	58,375	19,206	15,326	1,396	3,881
Jul-15	490	9.4	311	103	71	5	32	99,016	7.5	59,518	21,246	14,733	3,519	6,513
Aug-15	438	9.2	260	108	67	3	41	86,527	7.4	48,397	26,016	11,449	664	14,567
Sep-15	*433*	*2.4*	*254*	*106*	*68*	*5*	*38*	*87,507*	*8.5*	*50,186*	*21,254*	*14,106*	*1,961*	*7,149*
Oct-15	*462*	*14.1*	*256*	*120*	*79*	*7*	*41*	*96,926*	*23.7*	*51,409*	*30,067*	*13,516*	*1,934*	*16,551*
Nov-15	*442*	*0.9*	*281*	*99*	*55*	*7*	*44*	*88,950*	*1.2*	*58,869*	*20,175*	*8,421*	*1,485*	*11,754*

	Condominiums													
			numbers of transactions by transaction party							gross area of transactions by transaction party(㎡)				
	numbers of transactions	change compared to year-earlier month(%)	Individual→ Individual	Individual→ Private corporation	Private corporation → Individual	Private corporation → Private corporation	trend of transaction of Private Corporation (buy-sell)	gross area of transactions (㎡)	change compared to year-earlier month(%)	Individual→ Individual	Individual→ Private corporation	Private corporation → Individual	Private corporation → Private corporation	trend of transaction of Private Corporation (buy-sell)
Apr-08	618		409	123	75	11	48	43,179		29,265	8,281	5,094	539	3,187
May-08	533		330	93	90	20	3	36,175		23,224	6,077	5,845	1,029	232
Jun-08	602		265	110	223	4	▲ 113	42,896		18,807	7,194	16,554	341	▲ 9,360
Jul-08	569		348	104	106	11	▲ 2	39,522		24,057	7,378	7,405	682	▲ 27
Aug-08	518		322	88	90	18	▲ 2	35,836		22,873	5,674	6,382	906	▲ 707
Sep-08	473		275	85	106	7	▲ 21	32,083		19,114	5,694	6,898	377	▲ 1,204
Oct-08	565		335	98	124	8	▲ 26	39,450		23,388	6,794	8,766	503	▲ 1,972
Nov-08	495		284	94	106	11	▲ 12	34,357		19,852	6,550	7,272	683	▲ 721
Dec-08	494		308	92	81	13	11	35,036		22,019	6,204	5,838	975	366
Jan-09	427		247	93	84	3	9	30,308		17,572	6,444	6,182	110	263
Feb-09	479		256	74	137	12	▲ 63	33,320		18,167	5,077	9,368	709	▲ 4,291
Mar-09	876		522	100	244	10	▲ 144	63,186		37,707	7,020	17,858	601	▲ 10,838
Apr-09	587	▲ 5.0	362	80	135	10	▲ 55	40,822	▲ 5.5	25,561	5,164	9,492	605	▲ 4,329
May-09	480	▲ 9.9	280	80	115	5	▲ 35	33,202	▲ 8.2	19,406	5,689	7,885	222	▲ 2,196
Jun-09	567	▲ 5.8	327	89	143	8	▲ 54	39,238	▲ 8.5	22,899	6,182	9,747	410	▲ 3,566
Jul-09	606	6.5	350	101	147	8	▲ 46	42,251	6.9	24,933	6,813	10,147	358	▲ 3,334
Aug-09	477	▲ 7.9	288	72	112	5	▲ 40	34,022	▲ 5.1	20,572	4,986	7,886	578	▲ 2,900
Sep-09	486	2.7	275	83	120	8	▲ 37	33,511	4.5	18,873	5,851	8,360	428	▲ 2,509
Oct-09	559	▲ 1.1	288	81	182	8	▲ 101	38,776	▲ 1.7	19,100	5,513	13,479	684	▲ 7,967
Nov-09	571	15.4	312	94	156	9	▲ 62	39,664	15.4	21,926	6,480	10,852	406	▲ 4,371
Dec-09	585	18.4	315	118	144	8	▲ 26	40,650	16.0	21,874	8,230	10,009	537	▲ 1,778
Jan-10	468	9.6	272	97	93	6	4	32,332	6.7	19,114	6,792	6,137	289	655
Feb-10	498	4.0	285	87	114	11	▲ 27	33,555	0.7	19,559	5,854	7,513	566	▲ 1,659
Mar-10	905	3.3	603	119	172	11	▲ 53	63,878	1.1	43,506	7,934	11,767	670	▲ 3,833
Apr-10	733	24.9	421	106	198	8	▲ 92	47,578	16.6	29,314	7,268	10,665	332	▲ 3,397
May-10	521	8.5	307	74	127	13	▲ 53	34,552	4.1	20,878	5,036	8,175	462	▲ 3,139
Jun-10	501	▲ 11.6	289	82	124	6	▲ 42	33,811	▲ 13.8	19,693	5,508	8,218	392	▲ 2,710
Jul-10	624	3.0	365	128	120	11	8	42,464	0.5	25,054	8,627	8,112	670	515
Aug-10	504	5.7	289	111	91	13	20	34,817	2.3	19,994	7,502	6,390	932	1,112
Sep-10	522	7.4	288	108	107	19	1	36,449	8.8	19,931	7,700	7,438	1,380	262
Oct-10	527	▲ 5.7	301	105	112	9	▲ 7	35,829	▲ 7.6	20,442	7,226	7,683	479	▲ 457
Nov-10	540	▲ 5.4	295	123	112	10	11	37,607	▲ 5.2	20,831	8,721	7,489	565	1,232
Dec-10	594	1.5	323	134	128	9	6	39,919	▲ 1.8	21,692	9,134	8,612	481	521
Jan-11	467	▲ 0.2	278	89	94	6	▲ 5	31,900	▲ 1.3	18,775	6,154	6,621	349	▲ 467
Feb-11	480	▲ 3.6	272	84	115	9	▲ 31	32,581	▲ 2.9	18,369	5,826	7,761	625	▲ 1,935
Mar-11	844	▲ 6.7	541	132	160	11	▲ 28	58,999	▲ 7.6	37,981	9,058	11,289	671	▲ 2,231
Apr-11	540	▲ 26.3	338	81	115	6	▲ 34	37,899	▲ 20.3	23,693	5,574	8,309	324	▲ 2,735
May-11	470	▲ 9.8	262	106	95	7	11	32,812	▲ 5.0	18,030	7,501	6,831	451	671
Jun-11	567	13.2	314	101	112	40	▲ 11	36,859	9.0	21,206	6,472	8,099	1,083	▲ 1,628
Jul-11	509	▲ 18.4	308	103	90	8	13	34,814	▲ 18.0	20,706	6,910	6,745	454	166
Aug-11	556	10.3	299	126	127	4	▲ 1	37,203	6.9	19,973	8,425	8,440	364	▲ 15
Sep-11	547	4.8	274	116	150	7	▲ 34	37,090	1.8	19,278	7,970	9,423	419	▲ 1,453
Oct-11	508	▲ 3.6	250	114	133	11	▲ 19	33,667	▲ 6.0	17,398	7,839	7,840	590	▲ 1
Nov-11	533	▲ 1.3	293	104	125	11	▲ 21	35,680	▲ 5.1	20,088	6,974	7,960	658	▲ 986
Dec-11	586	▲ 1.3	335	100	145	6	▲ 45	39,831	▲ 0.2	23,203	7,021	9,214	393	▲ 2,194
Jan-12	420	▲ 10.1	231	77	100	12	▲ 23	28,636	▲ 10.2	15,931	5,108	6,811	787	▲ 1,702
Feb-12	538	12.1	290	112	130	6	▲ 18	36,261	11.3	19,714	7,167	8,957	423	▲ 1,790
Mar-12	771	▲ 8.6	471	117	167	16	▲ 50	53,299	▲ 9.7	32,913	7,860	11,594	932	▲ 3,734
Apr-12	613	13.5	367	117	123	6	▲ 6	42,352	11.7	26,080	7,929	8,146	197	▲ 216
May-12	575	22.3	312	97	141	25	▲ 44	36,710	11.9	21,333	6,178	7,961	1,237	▲ 1,783
Jun-12	602	6.2	307	143	138	14	5	39,367	6.8	20,952	9,104	8,485	826	618
Jul-12	662	30.1	386	114	144	18	▲ 30	44,731	28.5	26,834	7,514	9,487	896	▲ 1,974
Aug-12	579	4.1	311	118	131	19	▲ 13	39,146	5.2	21,744	7,639	9,205	557	▲ 1,567
Sep-12	513	▲ 6.2	298	80	121	14	▲ 41	34,993	▲ 5.7	20,841	5,057	8,337	759	▲ 3,280
Oct-12	543	6.9	298	95	131	19	▲ 36	36,871	9.5	20,961	6,297	8,758	855	▲ 2,461
Nov-12	565	6.0	336	85	132	12	▲ 47	37,694	5.6	22,840	5,362	9,081	412	▲ 3,719
Dec-12	581	▲ 0.9	342	89	136	14	▲ 47	40,010	0.4	24,276	5,742	9,139	853	▲ 3,397
Jan-13	428	1.9	215	96	108	9	▲ 12	28,831	0.7	15,087	6,229	7,079	436	▲ 850
Feb-13	557	3.5	352	67	117	21	▲ 50	37,540	3.5	24,187	4,401	7,831	1,121	▲ 3,431
Mar-13	879	14.0	538	151	177	13	▲ 26	59,591	11.8	38,494	8,757	11,678	662	▲ 2,921
Apr-13	663	8.2	402	127	123	11	4	44,721	5.6	27,804	8,323	7,877	716	446
May-13	598	4.0	356	104	119	19	▲ 15	40,092	9.2	24,291	6,712	7,891	1,198	▲ 1,179
Jun-13	581	▲ 3.5	331	88	140	22	▲ 52	38,011	▲ 3.4	22,843	5,399	8,474	1,295	▲ 3,075
Jul-13	720	8.8	437	120	144	19	▲ 24	48,733	8.9	30,913	7,789	9,228	803	▲ 1,438
Aug-13	541	▲ 6.6	313	101	112	15	▲ 11	36,027	▲ 8.0	22,090	6,417	6,876	645	▲ 460
Sep-13	603	17.5	357	83	147	16	▲ 64	39,876	14.0	24,329	5,303	9,531	713	▲ 4,228
Oct-13	587	8.1	340	118	114	15	4	38,736	5.1	23,292	7,995	6,938	511	1,056
Nov-13	670	18.6	368	108	174	20	▲ 66	43,423	15.2	25,567	7,413	9,311	1,133	▲ 1,899
Dec-13	617	6.2	355	121	123	18	▲ 2	41,551	3.9	24,957	7,864	7,959	771	▲ 95
Jan-14	504	17.8	283	96	115	10	▲ 19	33,409	15.9	19,730	6,184	7,084	412	▲ 900
Feb-14	591	6.1	360	101	116	14	▲ 15	40,662	8.3	25,350	6,576	8,031	705	▲ 1,455
Mar-14	979	11.4	610	120	236	13	▲ 116	66,850	12.2	43,485	8,173	14,500	691	▲ 6,326
Apr-14	559	▲ 15.7	338	117	89	15	28	37,528	▲ 16.1	23,623	7,553	5,647	705	1,907
May-14	491	▲ 17.9	296	95	86	14	9	32,907	▲ 17.9	20,610	5,997	5,576	724	421
Jun-14	563	▲ 3.1	316	123	108	16	15	37,536	▲ 1.2	22,026	8,026	6,691	793	1,334
Jul-14	627	▲ 12.9	360	113	143	11	▲ 30	43,345	▲ 11.1	25,521	7,847	9,317	659	▲ 1,471
Aug-14	548	1.3	297	118	121	12	▲ 3	36,186	0.4	20,439	7,775	7,420	551	355
Sep-14	531	▲ 11.9	268	127	125	11	2	35,185	▲ 11.8	18,569	8,376	7,587	653	789
Oct-14	604	2.9	320	114	151	19	▲ 37	40,490	4.5	22,343	7,682	9,316	1,150	▲ 1,635
Nov-14	531	▲ 20.7	291	117	113	10	4	35,231	▲ 18.9	19,928	7,592	7,197	514	395
Dec-14	597	▲ 3.2	325	127	132	13	▲ 5	41,262	▲ 0.7	23,317	8,493	8,654	797	▲ 161
Jan-15	486	▲ 3.6	264	108	103	11	5	32,402	▲ 3.0	18,502	7,236	5,942	722	1,294
Feb-15	523	▲ 11.5	274	110	121	18	▲ 11	35,123	▲ 13.6	18,724	7,670	8,074	656	▲ 404
Mar-15	854	▲ 12.8	488	168	179	19	▲ 11	60,240	▲ 9.9	35,394	11,296	12,301	1,249	▲ 1,005
Apr-15	670	19.9	396	148	107	19	41	46,189	23.1	27,780	9,847	7,463	1,099	2,384
May-15	516	5.1	297	100	109	10	▲ 9	34,674	5.4	20,520	6,471	7,294	388	▲ 823
Jun-15	628	11.5	352	140	126	10	14	43,067	14.7	24,633	9,096	8,589	749	507
Jul-15	711	13.4	371	156	170	14	▲ 14	45,857	5.8	24,192	10,131	10,796	739	▲ 665
Aug-15	636	16.1	355	131	138	12	▲ 7	43,105	19.1	24,528	8,926	8,969	681	▲ 43
Sep-15	*588*	*10.7*	*314*	*139*	*120*	*15*	*19*	*40,712*	*15.7*	*22,435*	*9,350*	*8,020*	*906*	*1,330*
Oct-15	*595*	*▲ 1.5*	*304*	*152*	*128*	*11*	*24*	*40,486*	*▲ 0.0*	*21,491*	*10,230*	*8,178*	*587*	*2,052*
Nov-15	*586*	*10.4*	*301*	*136*	*131*	*18*	*5*	*40,370*	*14.6*	*21,073*	*9,173*	*8,974*	*1,150*	*199*

4-3 Osaka Prefecture

	Detached House													
			numbers of transactions by transaction party							gross area of transactions by transaction party(㎡)				
	numbers of transactions	change compared to year-earlier month(%)	Individual→ Individual	Individual→ Private corporation	Private corporation → Individual	Private corporation → Private corporation	trend of transaction of Private Corporation (buy-sell)	gross area of transactions (㎡)	change compared to year-earlier month(%)	Individual→ Individual	Individual→ Private corporation	Private corporation → Individual	Private corporation → Private corporation	trend of transaction of Private Corporation (buy-sell)
Apr-08	1,254		742	274	216	21	59	145,806		83,902	35,368	22,442	4,050	12,969
May-08	1,195		705	253	216	19	37	127,533		74,486	28,039	21,824	2,995	6,215
Jun-08	1,184		683	221	252	28	▲ 31	135,034		75,161	29,972	26,404	3,498	3,568
Jul-08	1,278		748	263	236	30	27	150,254		88,378	34,673	23,166	3,884	11,506
Aug-08	1,133		689	236	191	17	45	124,774		72,605	29,463	20,429	2,277	9,033
Sep-08	1,093		630	237	207	17	31	120,650		69,065	26,300	22,292	2,845	4,045
Oct-08	1,131		701	201	215	13	▲ 14	129,736		79,158	26,464	22,467	1,466	3,997
Nov-08	1,067		611	242	200	13	42	117,604		68,640	27,846	19,741	1,300	8,105
Dec-08	1,247		765	246	222	14	24	140,421		84,747	28,030	25,928	1,716	2,101
Jan-09	862		508	201	140	13	61	102,453		57,197	21,015	14,681	9,560	6,334
Feb-09	957		529	210	196	21	15	114,954		57,813	25,542	26,981	4,271	▲ 1,093
Mar-09	1,584		1,005	258	304	17	▲ 46	177,240		110,417	33,710	30,756	2,357	2,955
Apr-09	1,298	3.5	754	256	265	23	▲ 9	144,579	▲ 0.8	82,614	30,460	28,077	3,429	2,383
May-09	1,086	▲ 9.1	641	208	225	12	▲ 17	137,210	7.6	70,255	30,149	22,846	13,960	7,304
Jun-09	1,313	10.9	761	264	264	24	0	161,893	19.9	85,549	29,130	28,950	18,264	181
Jul-09	1,328	3.9	774	291	241	20	51	142,238	▲ 5.3	82,818	33,366	23,392	2,399	10,038
Aug-09	1,118	▲ 1.3	667	237	196	18	41	122,105	▲ 2.1	72,629	25,531	20,919	3,026	4,612
Sep-09	1,145	4.8	634	286	205	19	82	134,287	11.3	72,911	34,869	21,777	4,618	13,204
Oct-09	1,127	▲ 0.4	624	268	221	14	47	132,939	2.5	72,765	34,347	23,296	2,530	11,051
Nov-09	1,215	13.9	708	253	236	18	17	139,228	18.4	76,196	35,908	23,814	3,310	12,094
Dec-09	1,335	7.1	756	312	237	29	76	157,185	11.9	82,526	40,742	26,067	6,623	15,903
Jan-10	927	7.5	515	236	159	17	77	113,421	10.7	63,656	29,251	16,615	3,898	12,636
Feb-10	1,107	15.7	620	262	203	22	59	124,739	8.5	68,022	29,624	21,962	5,130	7,661
Mar-10	1,562	▲ 1.4	927	348	268	19	80	181,200	2.2	104,864	44,785	29,403	2,148	15,382
Apr-10	1,161	▲ 10.6	697	234	206	24	28	130,657	▲ 9.6	75,926	26,113	25,794	2,824	319
May-10	1,101	1.4	640	244	201	16	43	127,875	▲ 6.8	72,211	29,652	23,603	2,408	6,049
Jun-10	1,240	▲ 5.6	665	286	260	28	26	149,638	▲ 7.6	77,312	38,370	27,243	6,648	11,127
Jul-10	1,236	▲ 6.9	690	316	204	25	112	140,542	▲ 1.2	77,699	37,155	22,335	3,279	14,820
Aug-10	1,089	▲ 2.6	556	298	212	23	86	129,079	5.7	63,758	36,757	23,706	4,858	13,051
Sep-10	1,204	5.2	664	289	220	31	69	145,218	8.1	78,468	35,655	24,792	6,304	10,863
Oct-10	1,114	▲ 1.2	602	291	198	23	93	124,841	▲ 6.1	66,481	34,172	19,346	4,843	14,825
Nov-10	1,206	▲ 0.7	649	306	226	25	80	135,517	▲ 2.7	70,400	36,303	24,518	4,296	11,785
Dec-10	1,320	▲ 1.1	787	296	211	25	85	162,885	3.6	91,447	35,041	19,002	17,343	16,039
Jan-11	885	▲ 4.5	475	251	144	15	107	101,653	▲ 10.4	56,133	26,242	15,872	3,405	10,370
Feb-11	954	▲ 13.8	493	238	196	26	43	111,857	▲ 10.3	54,567	29,473	19,474	8,267	10,075
Mar-11	1,633	4.5	928	394	283	27	112	194,457	7.3	104,656	47,072	36,703	5,869	10,526
Apr-11	1,181	1.7	641	304	215	20	90	134,601	3.0	69,000	32,595	20,710	9,517	14,664
May-11	1,148	4.3	617	292	209	30	83	135,648	6.1	69,065	32,399	22,502	11,682	9,897
Jun-11	1,288	3.9	709	298	253	28	45	153,951	2.9	86,295	35,707	26,559	5,390	9,148
Jul-11	1,157	▲ 6.4	616	313	208	19	105	134,927	▲ 4.0	71,214	38,317	23,293	1,834	15,024
Aug-11	1,080	▲ 0.8	607	268	189	16	79	117,509	▲ 9.0	66,441	30,516	18,537	2,016	11,979
Sep-11	1,160	▲ 3.7	588	328	222	21	106	132,061	▲ 9.1	67,513	38,957	21,838	3,497	17,119
Oct-11	1,039	▲ 6.7	545	288	191	15	97	119,841	▲ 4.0	58,293	37,047	21,479	3,021	15,568
Nov-11	1,172	▲ 2.8	647	296	211	18	85	134,006	▲ 1.1	70,088	35,079	21,406	7,434	13,673
Dec-11	1,297	▲ 1.7	646	361	258	32	103	159,036	▲ 2.4	75,145	49,419	28,730	5,742	20,690
Jan-12	882	▲ 0.3	461	242	164	15	78	102,000	0.3	52,300	30,674	15,515	3,511	15,158
Feb-12	1,037	8.7	531	267	225	14	42	116,205	3.9	58,476	33,027	22,052	2,650	10,975
Mar-12	1,595	▲ 2.3	856	396	320	23	76	182,438	▲ 6.2	93,915	51,322	33,708	3,492	17,615
Apr-12	1,173	▲ 0.7	636	301	212	24	89	130,544	▲ 3.0	67,911	37,910	22,532	2,192	15,378
May-12	1,150	0.2	623	308	201	18	107	128,126	▲ 5.5	68,837	36,666	18,959	3,664	17,707
Jun-12	1,195	▲ 7.2	612	331	224	28	107	149,936	▲ 2.6	70,067	52,502	21,949	5,419	30,554
Jul-12	1,211	4.7	673	299	217	22	82	149,205	10.6	72,844	50,717	21,966	3,677	28,751
Aug-12	1,143	5.8	586	325	221	11	104	136,762	16.4	66,838	41,631	26,454	1,839	15,177
Sep-12	1,147	▲ 1.1	552	321	240	34	81	145,091	9.9	63,656	50,720	24,778	5,936	25,942
Oct-12	1,240	19.3	613	349	247	31	102	150,219	25.3	70,282	41,865	24,992	13,081	16,873
Nov-12	1,232	5.1	646	303	263	20	40	142,658	6.5	72,623	37,544	27,210	5,281	10,334
Dec-12	1,224	▲ 5.6	662	297	245	20	52	142,871	▲ 10.2	74,920	39,721	25,780	2,450	13,941
Jan-13	887	0.6	457	259	151	20	108	113,277	11.1	55,562	36,118	16,204	5,393	19,914
Feb-13	1,054	1.6	564	279	196	15	83	127,733	9.9	65,818	40,332	19,111	2,473	21,221
Mar-13	1,602	0.4	848	393	333	26	62	185,393	1.6	99,423	47,379	34,667	3,832	12,806
Apr-13	1,187	1.2	652	288	227	20	61	133,671	2.4	70,140	37,275	23,547	2,709	13,728
May-13	1,175	2.2	616	294	243	22	51	129,601	1.2	67,662	31,639	27,374	2,926	4,265
Jun-13	1,276	6.8	653	373	218	32	155	147,467	▲ 1.6	73,674	43,705	23,573	6,515	20,132
Jul-13	1,168	▲ 3.6	621	295	229	23	66	135,682	▲ 9.1	68,074	37,006	24,160	6,441	12,846
Aug-13	1,117	▲ 2.3	547	332	208	29	125	131,150	▲ 4.1	62,002	39,903	20,690	8,516	19,252
Sep-13	1,151	0.3	573	335	218	24	117	135,992	▲ 6.3	65,978	42,827	21,575	5,441	21,252
Oct-13	1,180	▲ 4.8	584	376	186	34	190	131,964	▲ 12.2	64,011	44,293	19,065	4,595	25,228
Nov-13	1,191	▲ 3.3	602	358	201	30	157	153,778	7.8	70,500	45,334	21,213	16,731	24,121
Dec-13	1,249	2.0	618	362	235	34	127	150,278	5.2	73,328	45,047	27,134	4,769	17,912
Jan-14	872	▲ 1.7	463	259	135	15	124	102,662	▲ 9.4	54,506	27,837	17,721	2,598	10,117
Feb-14	1,195	13.4	600	345	232	18	113	139,307	9.1	68,244	44,950	23,636	2,478	21,314
Mar-14	1,762	10.0	981	439	307	34	133	205,788	11.0	112,585	54,364	32,343	6,241	22,276
Apr-14	1,013	▲ 14.7	526	265	187	35	78	115,634	▲ 13.5	59,619	31,980	19,092	4,944	12,888
May-14	1,081	▲ 8.0	541	327	197	16	130	126,610	▲ 2.3	58,618	43,043	21,649	3,299	21,394
Jun-14	1,214	▲ 4.9	618	344	227	25	117	141,623	▲ 4.0	72,699	41,816	23,096	4,012	18,720
Jul-14	1,188	1.7	587	363	217	21	146	137,350	1.2	66,196	42,738	22,529	5,886	20,209
Aug-14	975	▲ 12.7	456	297	200	21	98	112,875	▲ 13.9	50,943	35,978	20,674	5,018	15,565
Sep-14	1,103	▲ 4.2	542	311	207	43	104	138,828	2.1	65,437	43,853	22,830	6,709	21,023
Oct-14	1,116	▲ 5.4	533	342	211	29	131	128,942	▲ 2.3	57,742	43,882	21,759	5,279	22,124
Nov-14	1,100	▲ 7.6	572	304	207	17	97	134,380	▲ 12.6	62,668	45,607	22,286	3,819	23,320
Dec-14	1,330	6.5	656	403	243	28	160	162,197	7.9	74,924	55,319	26,892	5,063	28,427
Jan-15	917	5.2	460	282	160	15	122	107,124	4.3	51,874	36,573	17,194	1,483	19,379
Feb-15	1,032	▲ 13.6	511	273	215	33	58	123,380	▲ 11.4	59,591	34,495	24,011	5,283	10,484
Mar-15	1,609	▲ 8.7	801	470	300	37	170	189,148	▲ 8.1	91,102	59,458	29,811	8,530	29,648
Apr-15	1,245	22.9	653	347	224	21	123	140,785	21.8	72,748	41,728	23,360	2,950	18,368
May-15	1,181	9.3	587	344	219	31	125	140,133	10.7	65,225	46,782	23,561	4,565	23,221
Jun-15	1,326	9.2	648	363	277	38	86	158,027	11.6	70,851	45,129	33,918	8,129	11,211
Jul-15	1,288	8.4	658	351	247	32	104	152,551	11.1	75,102	44,756	26,966	5,727	17,790
Aug-15	1,108	13.6	526	329	234	19	95	131,544	16.5	58,240	46,126	24,701	2,478	21,424
Sep-15	*1,159*	*5.1*	*525*	*363*	*236*	*34*	*127*	*140,132*	*0.9*	*60,743*	*46,004*	*25,075*	*8,198*	*20,929*
Oct-15	*1,126*	*0.9*	*525*	*346*	*225*	*30*	*121*	*131,687*	*2.1*	*59,605*	*45,421*	*22,613*	*4,047*	*22,808*
Nov-15	*1,263*	*14.8*	*635*	*372*	*224*	*32*	*148*	*144,543*	*7.6*	*71,195*	*46,179*	*23,589*	*3,580*	*22,590*

4-3 Osaka Prefecture

	Condominiums													
			numbers of transactions by transaction party							gross area of transactions by transaction party(㎡)				
	numbers of transactions	change compared to year-earlier month(%)	Individual→ Individual	Individual→ Private corporation	Private corporation → Individual	Private corporation → Private corporation	trend of transaction of Private Corporation (buy-sell)	gross area of transactions (㎡)	change compared to year-earlier month(%)	Individual→ Individual	Individual→ Private corporation	Private corporation → Individual	Private corporation → Private corporation	trend of transaction of Private Corporation (buy-sell)
Apr-08	1,417		871	206	309	31	▲ 103	87,596		56,619	12,021	17,228	1,729	▲ 5,207
May-08	1,271		801	165	273	32	▲ 108	76,674		51,114	9,467	14,130	1,962	▲ 4,663
Jun-08	1,289		783	173	312	21	▲ 139	79,544		50,483	9,907	17,607	1,546	▲ 7,700
Jul-08	1,433		846	216	331	40	▲ 115	90,095		54,805	13,408	19,618	2,264	▲ 6,209
Aug-08	1,262		710	180	332	40	▲ 152	77,979		46,448	10,667	18,545	2,318	▲ 7,878
Sep-08	1,227		697	186	319	25	▲ 133	77,090		45,446	11,221	19,079	1,344	▲ 7,858
Oct-08	1,380		772	210	359	38	▲ 149	86,176		49,572	12,384	21,864	2,282	▲ 9,480
Nov-08	1,249		721	199	307	21	▲ 108	78,845		46,942	11,999	18,669	1,160	▲ 6,669
Dec-08	1,462		732	311	355	64	▲ 44	89,791		47,590	18,122	20,161	3,918	▲ 2,039
Jan-09	1,047		527	210	282	26	▲ 70	66,190		35,102	12,905	16,605	1,429	▲ 3,550
Feb-09	1,283		713	164	373	33	▲ 209	79,725		46,499	9,355	21,801	2,071	▲ 12,446
Mar-09	1,992		1,122	214	615	41	▲ 401	127,795		75,597	12,741	37,027	2,430	▲ 24,286
Apr-09	1,504	6.1	799	185	499	21	▲ 314	93,947	7.2	51,699	10,497	30,696	1,055	▲ 20,199
May-09	1,244	▲ 2.1	688	137	399	20	▲ 262	77,057	0.5	44,593	8,215	23,365	884	▲ 15,150
Jun-09	1,501	16.4	791	210	459	41	▲ 249	91,692	15.3	51,046	12,305	26,244	2,098	▲ 13,939
Jul-09	1,561	8.9	807	218	487	49	▲ 269	95,386	5.9	52,319	12,544	28,212	2,312	▲ 15,668
Aug-09	1,390	10.1	696	185	425	84	▲ 240	84,904	8.9	45,408	11,143	23,548	4,805	▲ 12,405
Sep-09	1,813	47.8	739	587	425	61	163	108,957	41.3	48,830	33,562	23,600	2,887	10,040
Oct-09	1,449	5.0	797	206	414	32	▲ 208	88,903	3.2	51,354	12,787	23,160	1,602	▲ 10,373
Nov-09	1,522	21.9	794	197	494	37	▲ 297	95,285	20.9	51,760	12,462	29,144	1,919	▲ 16,682
Dec-09	1,547	5.8	754	220	530	42	▲ 309	93,995	4.7	48,997	12,648	29,799	2,487	▲ 17,087
Jan-10	1,208	15.4	639	187	348	34	▲ 161	74,500	12.6	41,086	11,258	20,248	1,908	▲ 8,990
Feb-10	1,357	5.8	659	200	457	41	▲ 257	81,275	1.9	42,667	11,738	25,009	1,861	▲ 13,271
Mar-10	2,071	4.0	1,148	264	607	52	▲ 343	129,867	1.6	76,450	15,407	35,056	2,954	▲ 19,650
Apr-10	1,591	5.8	865	229	463	34	▲ 234	98,076	4.4	55,853	13,820	26,569	1,834	▲ 12,749
May-10	1,292	3.9	714	181	376	21	▲ 195	79,407	3.0	45,953	10,623	21,712	1,119	▲ 11,089
Jun-10	1,500	▲ 0.1	747	232	482	39	▲ 250	91,216	▲ 0.5	48,234	13,315	27,238	2,429	▲ 13,923
Jul-10	1,515	▲ 2.9	820	236	434	25	▲ 198	92,804	▲ 2.7	52,590	13,966	24,960	1,287	▲ 10,994
Aug-10	1,359	▲ 2.2	677	236	409	37	▲ 173	82,127	▲ 3.3	43,668	13,800	22,729	1,929	▲ 8,929
Sep-10	1,636	▲ 9.8	753	234	580	69	▲ 346	97,820	▲ 10.2	48,233	13,717	31,952	3,918	▲ 18,236
Oct-10	1,409	▲ 2.8	708	260	403	38	▲ 143	84,404	▲ 5.1	44,956	15,426	21,784	2,239	▲ 6,357
Nov-10	1,529	0.5	778	287	427	37	▲ 140	92,155	▲ 3.3	50,079	16,686	23,330	2,060	▲ 6,644
Dec-10	1,642	6.1	789	256	553	44	▲ 297	99,827	6.2	49,976	14,724	32,658	2,469	▲ 17,934
Jan-11	1,083	▲ 10.3	573	193	293	24	▲ 100	65,310	▲ 12.3	36,187	11,635	16,567	921	▲ 4,931
Feb-11	1,547	14.0	679	235	587	46	▲ 352	94,637	16.4	42,995	13,850	35,174	2,618	▲ 21,323
Mar-11	2,171	4.8	1,180	343	614	34	▲ 271	135,613	4.4	78,396	20,219	34,843	2,155	▲ 14,624
Apr-11	1,439	▲ 9.6	733	285	395	26	▲ 110	84,628	▲ 13.7	47,118	16,120	19,939	1,452	▲ 3,819
May-11	1,325	2.6	704	244	344	33	▲ 100	79,224	▲ 0.2	45,225	14,504	17,511	1,984	▲ 3,007
Jun-11	1,531	2.1	775	292	422	42	▲ 130	89,669	▲ 1.7	48,332	17,169	21,846	2,321	▲ 4,677
Jul-11	1,450	▲ 4.3	737	281	407	25	▲ 126	84,402	▲ 9.1	46,246	16,069	20,924	1,163	▲ 4,856
Aug-11	1,517	11.6	676	289	389	163	▲ 100	85,190	3.7	43,572	16,939	20,374	4,305	▲ 3,435
Sep-11	1,434	▲ 12.3	707	268	418	41	▲ 150	84,149	▲ 14.0	45,874	15,465	20,861	1,949	▲ 5,396
Oct-11	1,445	2.6	675	293	436	41	▲ 143	82,251	▲ 2.6	42,025	16,633	21,584	2,009	▲ 4,952
Nov-11	1,450	▲ 5.2	698	275	436	41	▲ 161	84,254	▲ 8.6	44,924	16,089	21,240	2,001	▲ 5,152
Dec-11	1,635	▲ 0.4	749	311	498	77	▲ 187	93,756	▲ 6.1	48,081	17,646	24,578	3,452	▲ 6,933
Jan-12	1,066	▲ 1.6	552	210	274	30	▲ 64	62,522	▲ 4.3	35,188	11,650	14,245	1,439	▲ 2,595
Feb-12	1,413	▲ 8.7	648	249	469	47	▲ 220	84,226	▲ 11.0	42,105	13,503	26,151	2,468	▲ 12,648
Mar-12	2,066	▲ 4.8	1,118	343	534	71	▲ 191	127,747	▲ 5.8	74,761	19,940	29,391	3,656	▲ 9,451
Apr-12	1,537	6.8	871	273	357	36	▲ 84	92,138	8.9	56,499	15,072	18,902	1,665	▲ 3,830
May-12	1,390	4.9	704	289	357	40	▲ 68	82,575	4.2	45,230	15,884	19,094	2,367	▲ 3,211
Jun-12	1,466	▲ 4.2	772	294	359	41	▲ 65	88,829	▲ 0.9	49,510	16,988	20,151	2,180	▲ 3,163
Jul-12	1,390	▲ 4.1	737	281	331	41	▲ 50	83,907	▲ 0.6	48,226	15,938	17,749	1,995	▲ 1,811
Aug-12	1,419	▲ 6.5	648	310	428	33	▲ 118	82,275	▲ 3.4	41,851	17,692	21,418	1,314	▲ 3,726
Sep-12	1,373	▲ 4.3	682	282	355	53	▲ 74	82,342	▲ 2.1	44,858	16,308	18,592	2,520	▲ 2,348
Oct-12	1,734	20.0	727	566	380	59	188	98,856	20.2	46,690	28,416	20,676	2,916	7,897
Nov-12	1,594	9.9	770	347	426	51	▲ 79	93,235	10.7	50,078	19,339	21,449	2,369	▲ 2,110
Dec-12	1,440	▲ 11.9	724	266	390	60	▲ 124	82,847	▲ 11.6	46,181	14,647	19,224	2,795	▲ 4,577
Jan-13	1,101	3.3	535	244	281	41	▲ 37	65,172	4.2	34,807	13,951	14,696	1,718	▲ 745
Feb-13	1,362	▲ 3.6	698	261	352	51	▲ 91	80,208	▲ 4.8	44,548	14,811	18,393	2,456	▲ 3,582
Mar-13	2,114	2.3	1,197	350	504	63	▲ 154	129,743	1.6	79,872	20,774	26,410	2,687	▲ 5,636
Apr-13	1,665	8.3	916	313	397	39	▲ 84	100,763	9.4	60,078	17,464	21,511	1,710	▲ 4,048
May-13	1,536	10.5	787	324	371	54	▲ 47	90,763	9.9	51,081	18,351	19,360	1,971	▲ 1,008
Jun-13	1,547	5.5	790	303	401	51	▲ 98	92,040	3.6	51,205	17,410	21,208	2,079	▲ 3,798
Jul-13	1,642	18.1	795	370	432	44	▲ 62	98,104	16.9	52,012	21,159	22,626	2,231	▲ 1,467
Aug-13	1,384	▲ 2.5	704	291	348	37	▲ 56	84,517	2.7	46,451	16,465	19,223	2,076	▲ 2,690
Sep-13	1,521	10.8	704	424	342	51	82	90,384	9.8	45,146	23,993	18,540	2,705	5,454
Oct-13	1,535	▲ 11.5	694	335	463	43	▲ 128	87,987	▲ 11.0	44,014	19,353	23,105	1,515	▲ 3,753
Nov-13	1,628	2.1	720	459	408	41	51	96,751	3.8	47,909	26,651	19,563	2,629	7,088
Dec-13	1,670	16.0	778	387	452	53	▲ 65	95,252	15.0	50,240	21,426	21,169	2,418	257
Jan-14	1,313	19.3	602	364	305	42	59	75,846	16.4	38,985	19,736	15,140	1,984	4,595
Feb-14	1,606	17.9	728	329	498	51	▲ 169	92,242	15.0	46,983	18,119	25,312	1,828	▲ 7,193
Mar-14	2,663	26.0	1,298	487	816	61	▲ 329	162,408	25.2	86,751	27,486	44,579	3,501	▲ 17,093
Apr-14	1,523	▲ 8.5	778	362	335	48	27	88,959	▲ 11.7	51,330	18,664	16,728	2,236	1,936
May-14	1,406	▲ 8.5	657	335	363	50	▲ 28	80,940	▲ 10.8	42,859	18,343	17,316	2,348	1,027
Jun-14	1,518	▲ 1.9	715	330	434	38	▲ 104	88,564	▲ 3.8	46,890	18,268	21,459	1,864	▲ 3,190
Jul-14	1,546	▲ 5.8	698	389	400	57	▲ 11	88,208	▲ 10.1	45,705	20,565	19,249	2,538	1,316
Aug-14	1,352	▲ 2.3	603	331	355	63	▲ 24	77,855	▲ 7.9	38,910	17,773	18,613	2,558	▲ 841
Sep-14	1,502	▲ 1.2	677	356	391	75	▲ 35	85,571	▲ 5.3	43,631	19,819	18,710	3,185	1,108
Oct-14	1,477	▲ 3.8	659	352	414	51	▲ 61	86,232	▲ 2.0	42,695	19,453	21,570	2,439	▲ 2,041
Nov-14	1,509	▲ 7.3	703	339	406	59	▲ 67	87,741	▲ 9.3	45,911	18,136	20,653	2,890	▲ 2,516
Dec-14	1,701	1.9	781	390	446	83	▲ 56	97,137	2.0	50,200	22,253	21,305	3,296	948
Jan-15	1,240	▲ 5.6	563	306	335	34	▲ 29	71,880	▲ 5.2	36,223	17,158	16,653	1,696	505
Feb-15	1,541	▲ 4.0	659	334	483	64	▲ 149	86,821	▲ 5.9	42,566	18,175	22,631	3,374	▲ 4,455
Mar-15	2,251	▲ 15.5	1,184	453	538	76	▲ 85	135,858	▲ 16.3	78,849	25,410	28,406	3,193	▲ 2,996
Apr-15	1,788	17.4	884	448	381	74	67	103,910	16.8	57,665	25,205	17,874	3,101	7,331
May-15	1,501	6.8	674	355	434	38	▲ 79	83,581	3.3	42,185	19,235	20,305	1,857	▲ 1,070
Jun-15	1,831	20.6	813	431	517	69	▲ 86	102,311	15.5	51,784	22,810	24,526	3,116	▲ 1,716
Jul-15	1,756	13.6	756	410	508	82	▲ 98	98,409	11.6	48,318	22,537	23,627	3,927	▲ 1,090
Aug-15	1,504	11.2	656	385	416	46	▲ 31	86,696	11.4	41,625	21,956	20,932	2,097	1,024
Sep-15	*1,472*	*▲ 2.0*	*651*	*383*	*384*	*53*	*▲ 1*	*85,391*	*▲ 0.2*	*41,889*	*21,336*	*19,440*	*2,620*	*1,896*
Oct-15	*1,600*	*8.3*	*691*	*399*	*426*	*83*	*▲ 27*	*90,466*	*4.9*	*43,028*	*21,855*	*21,437*	*4,071*	*418*
Nov-15	*1,685*	*11.7*	*710*	*428*	*444*	*102*	*▲ 16*	*93,978*	*7.1*	*44,879*	*23,731*	*21,937*	*3,356*	*1,794*