


参考資料 日本ブース内の展示パネル

1) ブースA



国土交通省パネル 1



国土交通省パネル 2



国土交通省パネル 3

東京 Superb Rail System

Railway: 12 lines, 284 stations
 Private railways: 28 lines, 269 stations
 JR: 14 lines, 142 stations

Tokyo needs 1,000 kilometers of railway and 287 stations. Japan is outwardly connected, with 80% of the area bounded by the Yamato line the width of a person's outstretched arms. They allow over 1 million passengers a day.

Subways in Tokyo

Comparison of Route Density and Transportation Modes in Tokyo and European Cities


City	Mode	Percentage
Tokyo (LRT)	Subway	85%
	Private Rail	10%
	Other	5%
London (LRT)	Subway	15%
	Private Rail	45%
	Other	40%
Paris (LRT)	Subway	75%
	Private Rail	15%
	Other	10%

東京都パネル 1

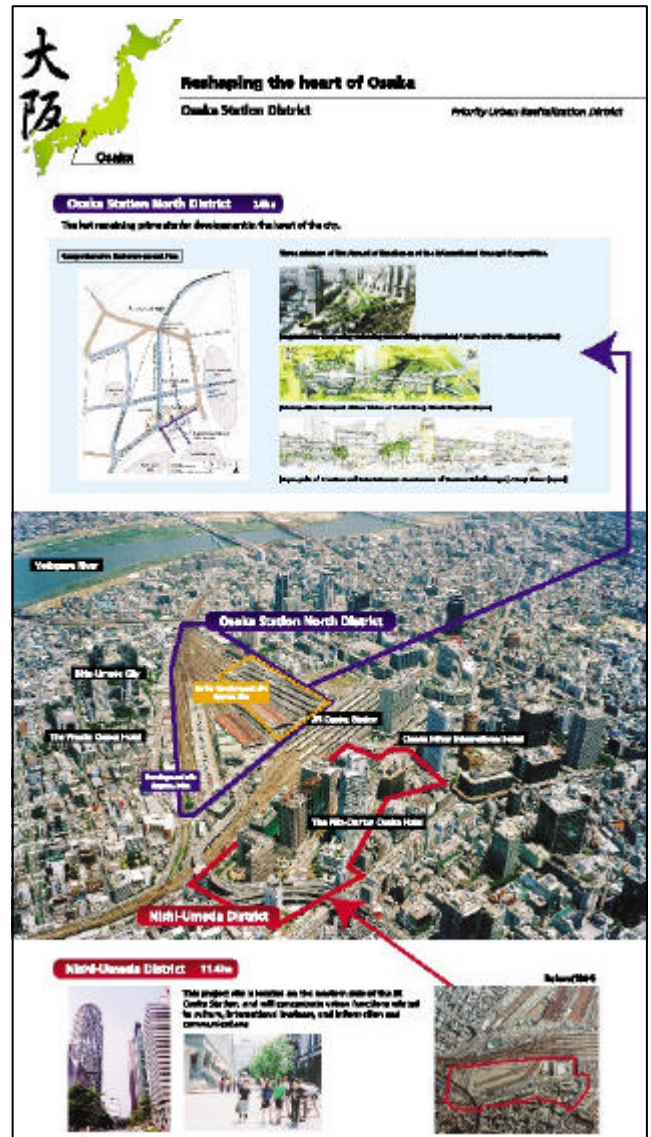
東京 The Shinkansen

Line	Length (km)	Stations
Shinkansen	1,142	132
Local	1,142	132
Other	1,142	132

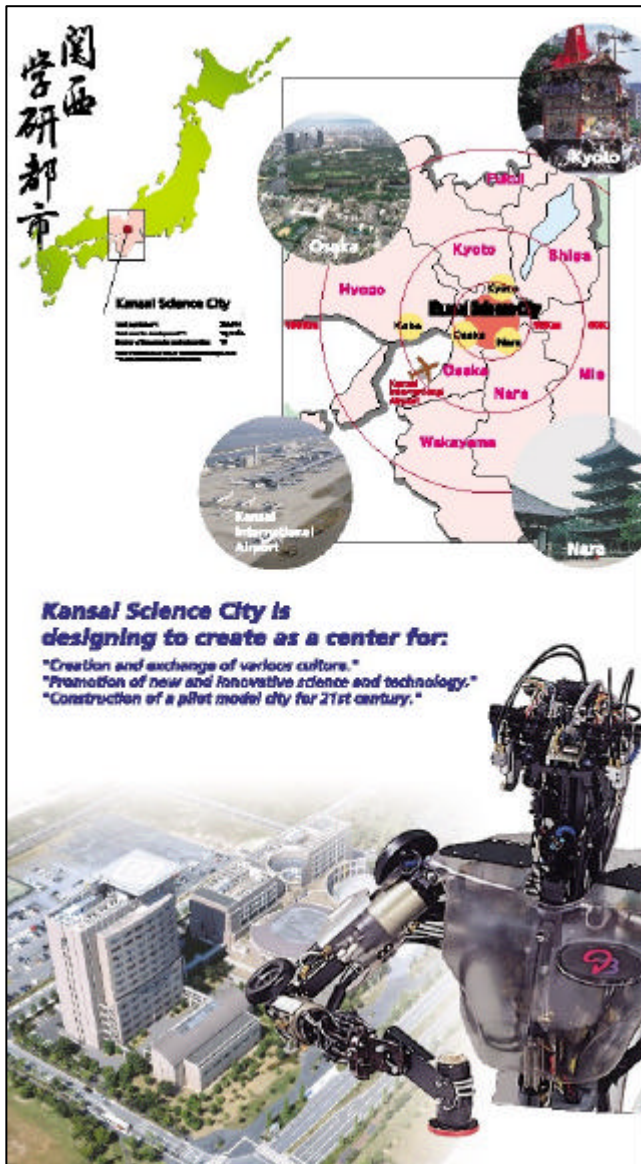
東京都パネル 2



大阪府・市パネル 1



大阪府・市パネル 2



関西学研パネル



川崎市パネル



福岡市パネル