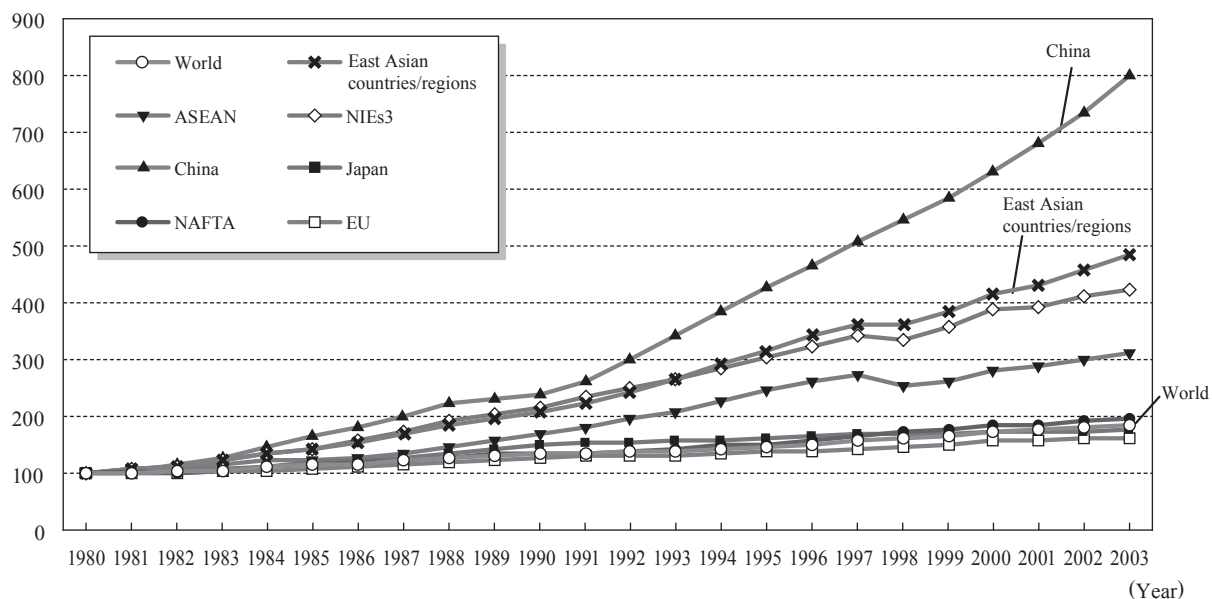


Chapter I: Growing East Asian countries/regions

[Growth of East Asian countries/regions]

Real GDP of East Asian countries/regions, growing production bases and markets for businesses, jumped 385% between 1980 and 2003—a rate faster than the world average. East Asia, including Japan, constitute a growing third economic block after North America and Europe, accounting for 32.0%, 20.5%, 25.5%, and 22.1% of the world population, GDP, exports, and imports, respectively.

<Growth in real GDP (base year: 1980)>

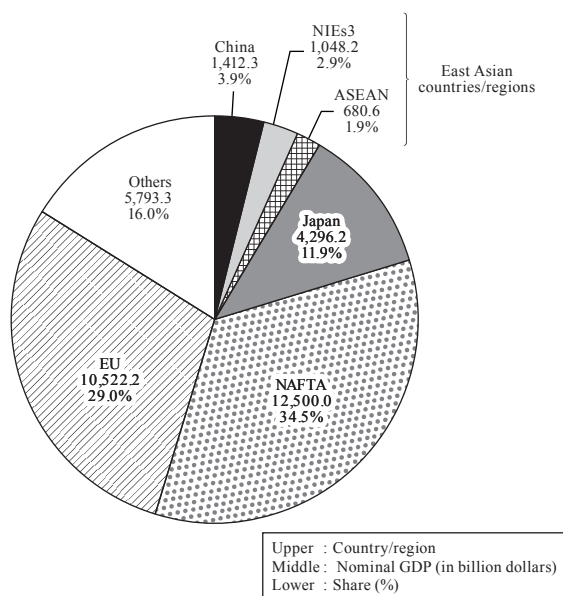


Notes: 1. Base year: 1980 (= 100). Calculated based on real GDP in U.S. dollars.

2. The figures for the "world" are based on the sum of U.N. statistics (excluding Taiwan) and those of Taiwan.

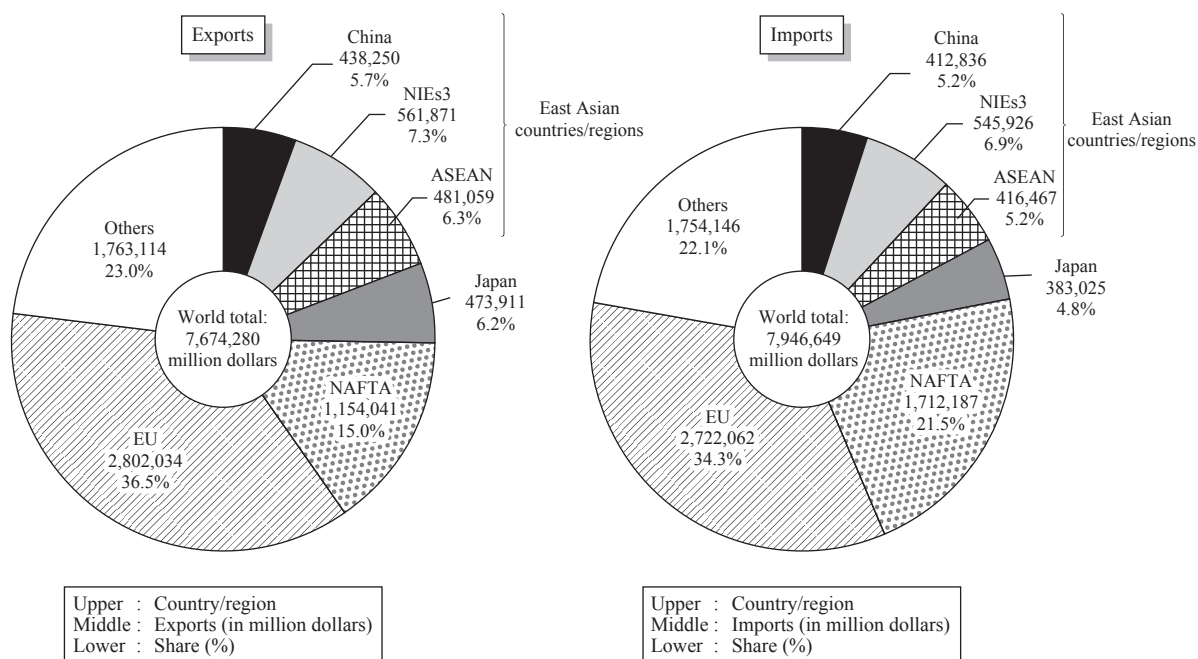
Source: Compiled from U.N., *National Accounts Main Aggregates Database*, and IMF, *World Economic Outlook Database*, September 2004, for Taiwan.

<Nominal GDP and share of each country/region (2003)>



Source: Compiled from IMF, *World Economic Outlook Database*, September 2004.

< World trade (2003) >

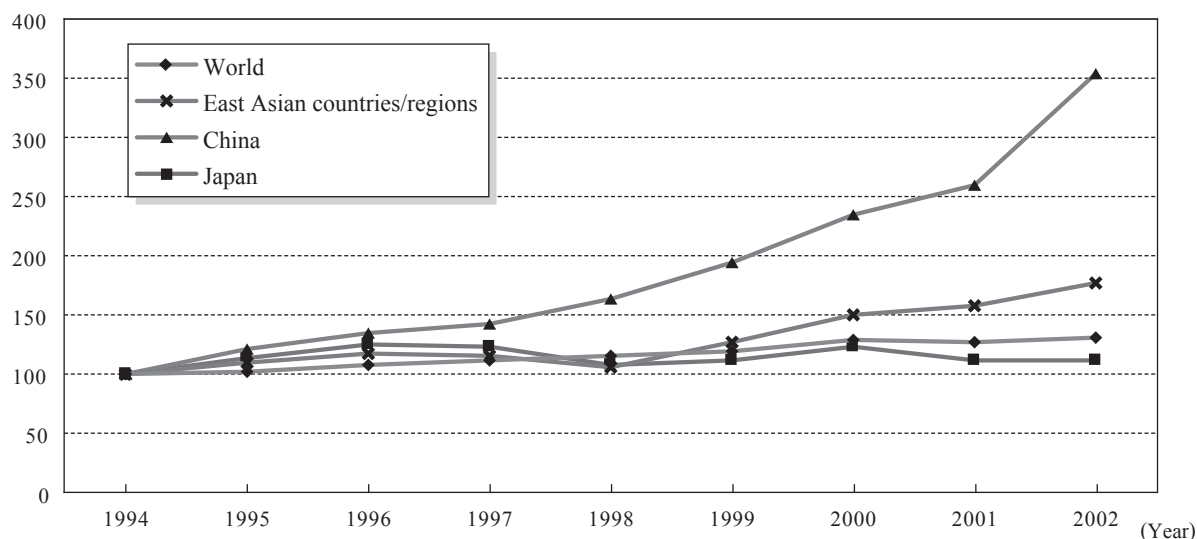


Source: Compiled from IMF, *Direction of Trade Statistics 2004*, and JETRO, *AIDXT database*.

[Increasing flows of people and goods]

Expanding economic activity has increased the flows of people and goods in East Asian countries/regions. The share of East Asian countries/regions in the world has grown in terms of the number of overseas travelers, the amount of marine containers handled, the volume of air passenger traffic, and the volume of air freight traffic.

< Trend in the number of overseas travelers from East Asian countries/regions (base year : 1994) >



- Notes: 1. East Asian countries/regions: Indonesia, Rep.Korea, Singapore, Thailand, China, Malaysia, Taiwan, and Hong Kong.
 2. The number of overseas travelers is calculated based on the number of people entering the visiting countries. For this reason, if a traveler visits two countries, for example, he or she is counted as two travelers.
 3. Base year: 1994 (= 100)

Sources: Compiled from:
 Asian-Pacific Tourism Exchange Center, *World Tourism Statistics* for the number of overseas travelers from East Asian countries/regions.
 WTO, *Tourism Market Trends 2003* for the total number of overseas travelers in the world.