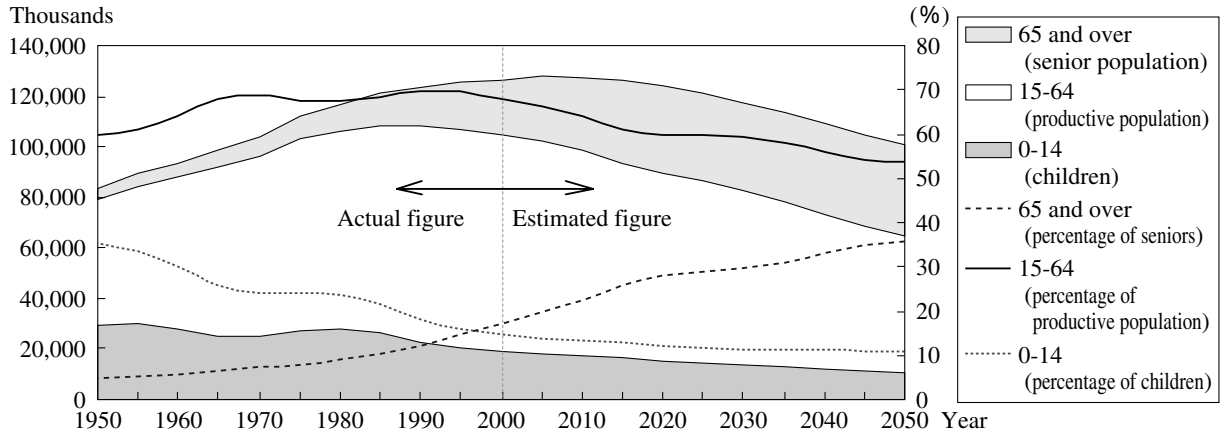


Section 2. Progress of fewer children, aging population

[Progress of aging population]

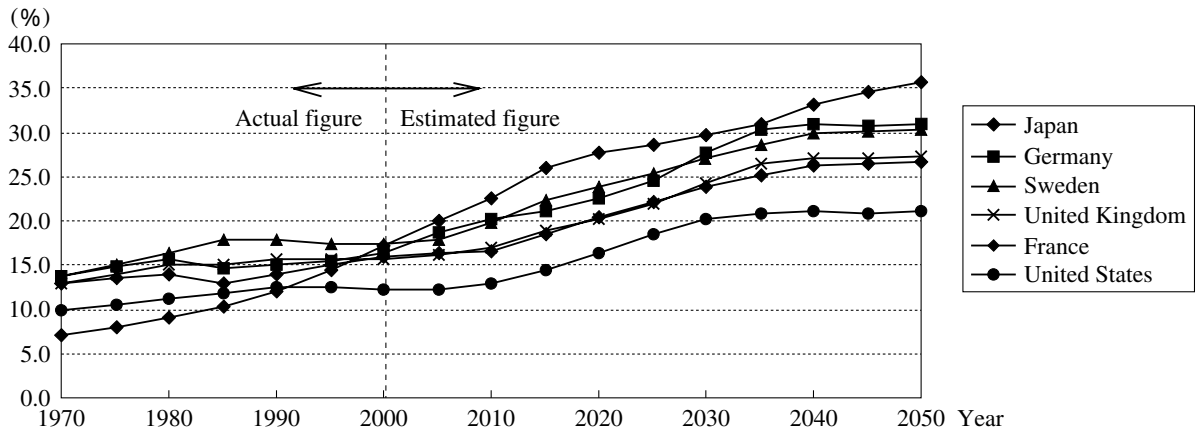
The proportion of the Japanese population 65 and over has reached 18.5%, and the population is aging at a globally unprecedented rate.

3. Population divided into 3 age groups and percentages



Sources: Ministry of Public Management, Home Affairs, Posts and Telecommunications (MPHPT), "Population Census", "Population Projection for Japan (January 2002)", IPSS

4. Changes in ratio of 65 and over population in major advanced nations

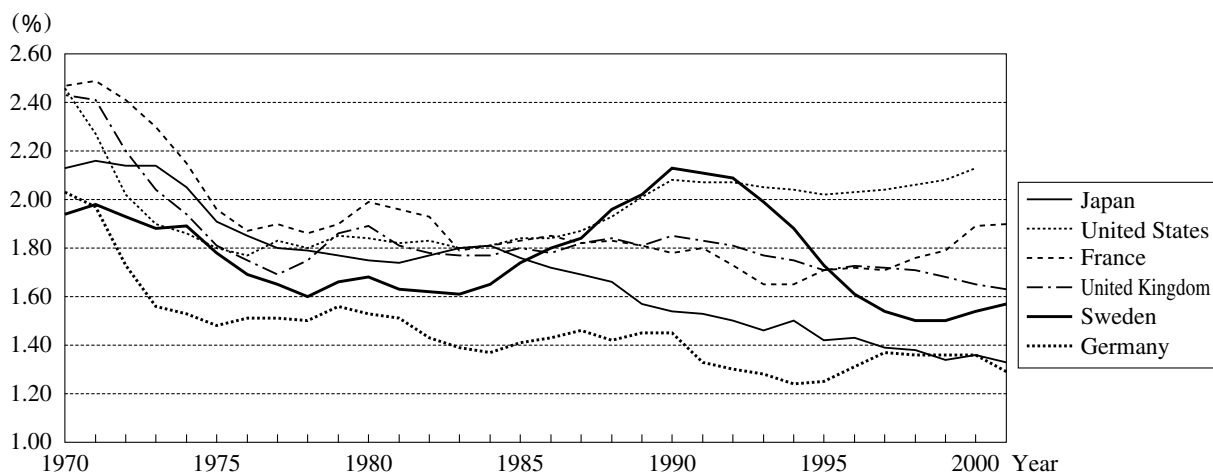


Source: U. N. World Population Prospects 2000
Japanese figures are from MPHPT, "Population Census", "Population Projection for Japan (January 2002)", IPSS

[Decline in child population]

The under 15 population of Japan has continued to decline to less than 15% of the total population. The birthrate has fallen to 1.33, the lowest in the world, and child population continues to decline.

5. Changes in birthrate for major nations



Sources: " Demographic materials ", IPSS, other