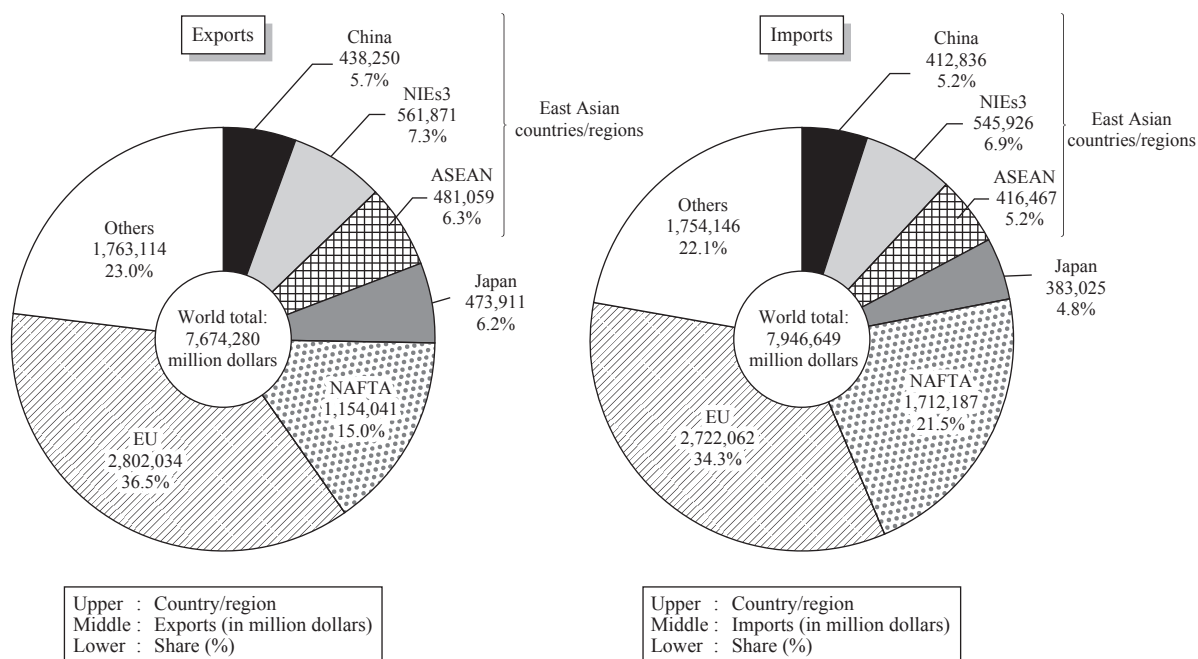


< World trade (2003) >

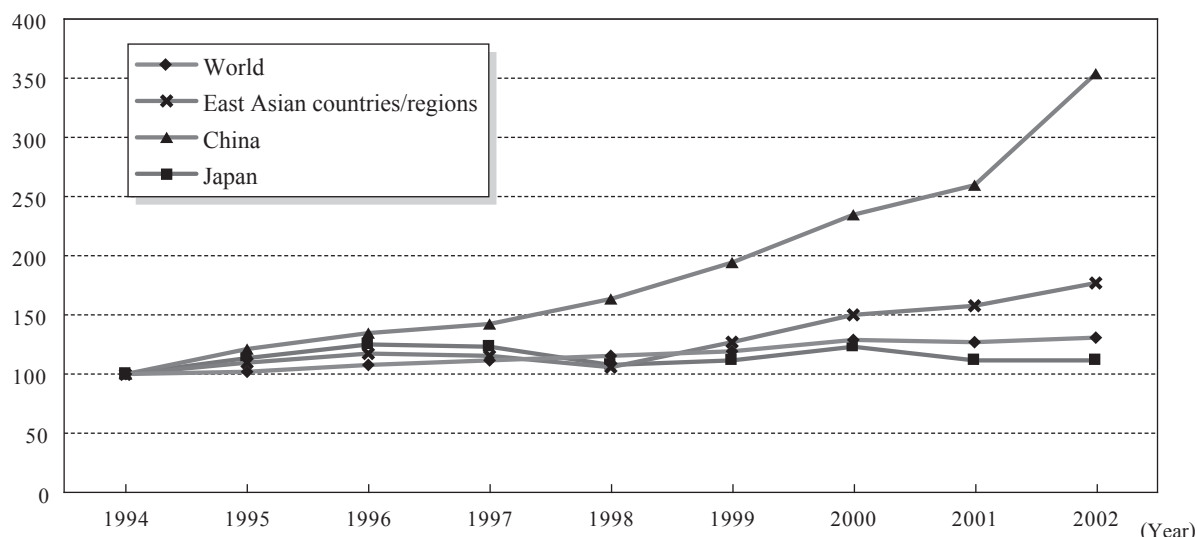


Source: Compiled from IMF, *Direction of Trade Statistics 2004*, and JETRO, *AIDXT database*.

[Increasing flows of people and goods]

Expanding economic activity has increased the flows of people and goods in East Asian countries/regions. The share of East Asian countries/regions in the world has grown in terms of the number of overseas travelers, the amount of marine containers handled, the volume of air passenger traffic, and the volume of air freight traffic.

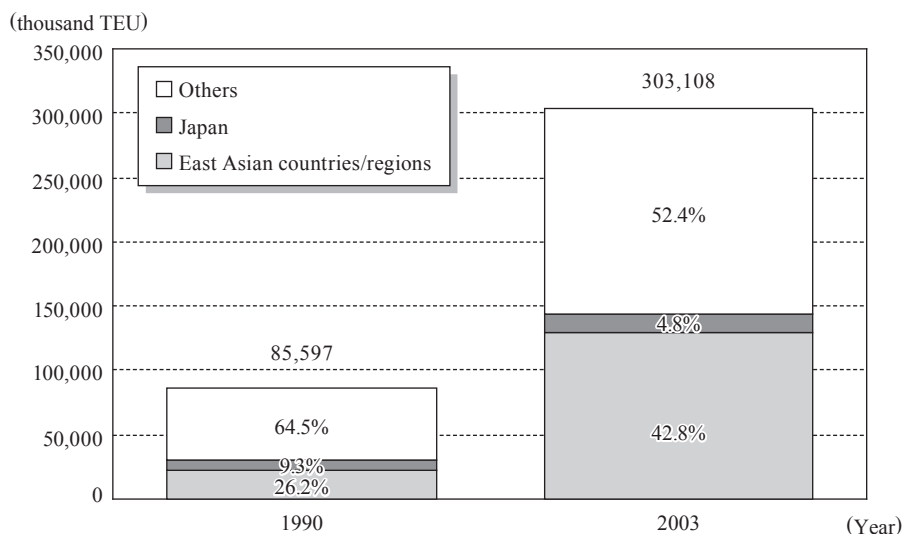
< Trend in the number of overseas travelers from East Asian countries/regions (base year : 1994) >



- Notes: 1. East Asian countries/regions: Indonesia, Rep.Korea, Singapore, Thailand, China, Malaysia, Taiwan, and Hong Kong.
 2. The number of overseas travelers is calculated based on the number of people entering the visiting countries. For this reason, if a traveler visits two countries, for example, he or she is counted as two travelers.
 3. Base year: 1994 (= 100)

Sources: Compiled from:
 Asian-Pacific Tourism Exchange Center, *World Tourism Statistics* for the number of overseas travelers from East Asian countries/regions.
 WTO, *Tourism Market Trends 2003* for the total number of overseas travelers in the world.

<Trend in the amount of marine containers handled in the world>



Notes: 1. The figure for East Asian countries/regions is the total of the volumes handled in East Asian countries/regions that ranked within the top 60 every year.

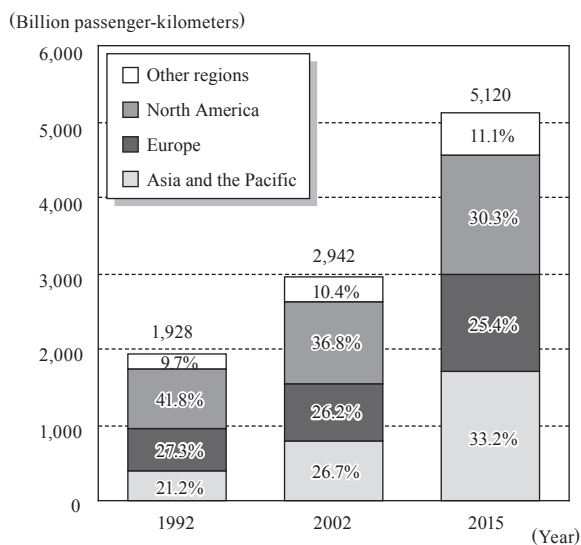
2. East Asian countries/regions refer to:

• Indonesia, Rep.Korea, Singapore, Thailand, Philippines, Malaysia, Taiwan, and Hong Kong for the 1990 figure)

• Indonesia, Rep.Korea, Singapore, Thailand, China, Philippines, Vietnam, Malaysia, and Taiwan for the 2003 figure)

Source: Compiled from Informa UK Ltd., *Containerisation International Yearbook*.

<Trend in the volume of air passenger traffic in the world>



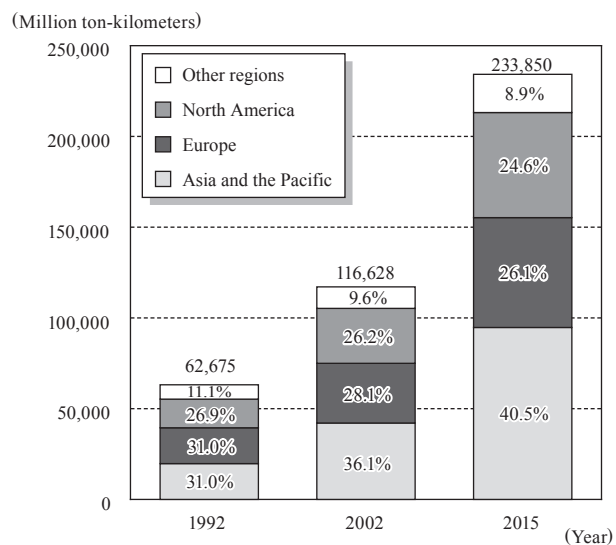
Notes: 1. The figure represents the total traffic volume for the air carriers registered in each region.

2. "Asia and the Pacific" include East Asian countries/regions, South Asia (India and eastward), Oceania and the Pacific countries.

3. Figures for 1992 and 2002 are final. Those for 2015 are forecast.

Source: Compiled from ICAO, *Outlook for Air Transport to the Year 2015*.

<Trend in the volume of air freight traffic in the world>



Notes: 1. The figure represents the total traffic volume for the air carriers registered in each region.

2. "Asia and the Pacific" include East Asian countries/regions, South Asia (India and eastward), Oceania and the Pacific countries.

3. Figures for 1992 and 2002 are final. Those for 2015 are forecast.

Source: Compiled from ICAO, *Outlook for Air Transport to the Year 2015*.

[Growth of East Asian countries/regions and infrastructure development]

○Infrastructure development in East Asian countries/regions

In East Asian countries/regions, economic growth has been accompanied by the development of infrastructure, including roads, railways, ports and airports. Japan's Official Development Assistance (ODA) has been playing an important role in such infrastructure development. More infrastructure development plans are in the works to both meet growing demand associated with economic growth and sustain such growth.