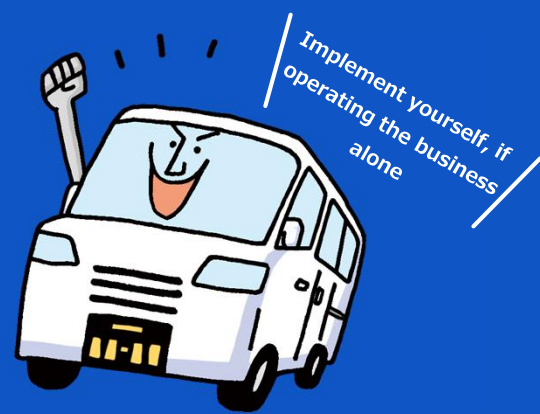


Safety Measures Strengthened for Light Motor Hauling (Kei Car) Business Operators



Key Safety Measures

Due to an increase in number of serious accidents involving light motor hauling business operators, the law has been revised in 2024, with enhanced safety measures effective from April 2025. This leaflet outlines the key safety measures, including new ones. Even if operating the business alone, one must implement and follow these safety measures to ensure operational safety.

Implement at Specified Timing

Implement at Specified Timing After Starting Operations

Items Stipulated by Law	Overview	Implementing Time
NEW Training for Light Motor Hauling Safety Managers <small>Excluding motorcycle delivery</small> ▶P2	• Light Motor Hauling Safety Managers must take training not only before appointment but also every 2 years after being appointed	—
NEW Appointment and Notification of Light Motor Hauling Safety Managers <small>Excluding motorcycle delivery</small> ▶P2	• Appointment must be made at each business office, and the items stipulated by laws and regulations must be notified to the Minister of Land, Infrastructure, Transport and Tourism through Transport Bureau Branch etc., upon appointment	—
NEW Instruction and Aptitude Test for Newly Appointed Drivers <small>Excluding motorcycle delivery</small> ▶P2	• Special instruction must be given to certain drivers, like new drivers, and they must take aptitude test as required by laws and regulations	—
Monitoring Health Status	• Drivers must have a medical checkup when they are hired or once a year, and submit the results to the business operator	—
Instruction and Supervision for Drivers ▶P4	• Drivers must receive instruction and supervision on necessary driving skills and compliance with relevant laws and regulations to ensure operational safety annually	—
Roll-call ▶P4	• It is necessary to confirm necessary items before and after driving and to provide instructions needed to ensure operational safety	Before driving After driving
Compliance with Driver's Working Hours ▶P4	• The working hours of drivers must be kept within the time limits as stipulated by laws and regulations	Before driving while driving After driving
Measures During Extreme Weather	• Measures must be taken to ensure transportation safety, such as suspending operations when a typhoon is approaching or fitting winter tyres on snowy roads	Before driving while driving
NEW Business Records <small>Excluding motorcycle delivery</small> ▶P3	• Records must be created for items specified by laws and regulations retained for 1 year	Before driving After driving
Overloading Prevention	• It is prohibited to create an operation plan, undertake transportation, or give instructions on the premise of overloading transportation	Before driving
Proper Loading of Freight	• The weight of the freight must be balanced from front to back and left to right • Ropes or sheets must be used to prevent freight from shifting and falling	Before driving while driving
NEW Accident Records ▶P3	• In case of an accident, the details, cause, and measures to prevent recurrence etc., must be recorded and retained for 3 years	After driving
NEW Accident Report to Minister of Land, Infrastructure, Transport and Tourism ▶P3	• Accidents causing death must be reported to the Minister of Land, Infrastructure, Transport and Tourism through the Transport Branch Office etc.	After driving

*Various records and retention can be done using a computer or smartphone.

NEW :New safety measures from Apr.2025 Motorcycle delivery : Light motor hauling business using three-wheeled light motor vehicles and two-wheeled motor vehicles

New Key Safety Measures from April 2025

NEW

Training for Light Motor Hauling Safety Managers

Light motor hauling business operators must ensure that individuals they intend to appoint as light motor hauling safety manager **take the Light Motor Hauling Safety Manager Training**, appointed light motor hauling safety manager take **Light Motor Hauling Safety Manager Periodic Training** at the **training institutions** registered with Minister of Land, Infrastructure, Transport and Tourism*1



[Click here](#) for details on registered institutions (Japanese text only)



1 Light Motor Hauling Safety Manager Training	At the time of appointment
2 Light Motor Hauling Safety Manager Periodic Training	Every 2 years after appointment *


*1: Excludes those currently appointed as operation managers, if also engaged in motor truck transportation business other than light motor hauling business

NEW

Appointment and Notification of Light Motor Hauling Safety Managers

Light motor hauling business operators **must appoint "light motor hauling safety managers" at each business office***2

"Light motor hauling safety manager" must fully understand the content of the above mentioned training and ensure that the required safety measures are effectively implemented. Further, once light motor hauling safety manager is appointed, the operator must **notify** the Transport Branch Office etc, regarding the following items.



[Click here](#) for notification form (Japanese text only)



1 Name/entity name of light motor hauling business operator
2 Name and date of birth of light motor hauling safety manager
3 Appointment date and training completion date of light motor hauling safety manager

*2: Operators who submit the Notification Form of New Business Management by Mar. 2025, must appoint by Mar. 2027
Operators who submit the Notification Form of New Business Management after Apr. 2025, must appoint soon

NEW

Guidance and Aptitude Test for Newly Appointed Drivers

Light motor hauling business operators must provide **special guidance** *3 to the following drivers.

Also, ensure the drivers **take the aptitude test** *3 certified by the Minister of Land, Infrastructure, Transport and Tourism

1 New drivers (never received special guidance or took aptitude test)
2 Elderly drivers (aged 65 and above)
3 Drivers involved in accidents resulting in death or casualty

Additionally, light motor hauling business operators must create a register of light motor drivers, etc. in which **drivers' names, guidance provided to them, and their aptitude test status, etc. are recorded** and kept at **the business office**.



[Click here](#) for details on special guidance (Japanese text only)



[Click here](#) for details on aptitude test institutions (Japanese text only)



*3: Operators who submit the Notification Form of New Business Management by Mar. 2025, must conduct by Mar. 2028
Operators who submit the Notification Form of New Business Management after Apr. 2025 have no grace period

NEW

Business Records

Light motor hauling business operators must create business records mainly regarding the following items etc. and **retain for 1 year**.

- 1 Name of driver etc.
- 2 Vehicle number (Number plate, etc.)
- 3 Business hours and days including break
- 4 Business hours and days including break points
- 5 Distance traveled during the operation
- 6 Main transit points



[Click here](#) for sample of business record form (Japanese text only)



NEW

Accident Records

Light motor hauling business operators must create records mainly regarding the following items etc. in case of an accident and **retain for 3 years**.

- 1 Name of driver etc.
- 2 Date and time of accident
- 3 Location of accident
- 4 Details of accident
- 5 Cause of accident
- 6 Measures taken to prevent recurrence



[Click here](#) for sample of accident record form (Japanese text only)



NEW

Accident Report to Minister of Land, Infrastructure, Transport and Tourism

In the event of a serious accident like causing death etc., the light motor hauling business operators shall report the following items to the **Minister of Land, Infrastructure, Transport and Tourism through the Transport Branch Office, etc.** in the prescribed form within 30 days.

Additionally, serious accidents that resulted in 2 or more deaths, must be reported to the Transport Branch Office, etc. as soon as possible within 24 hours

- 1 Name/entity name of motor vehicle user
- 2 Date and time of accident
- 3 Location of accident
- 4 Situation during accident
- 5 Measures taken during accident
- 6 Cause of accident
- 7 Measures taken to prevent recurrence



[Click here](#) for accident report form and details to be reported (Japanese text only)



Key Safety Measures That Should Remain in Effect

Roll-call

If there is any problem with the driver or service vehicle before driving, it must not be operated.

Also, the contents of the roll-call must be recorded daily in the roll-call record book and **retained for 1 year**.

Confirmation items specified by laws	Example of confirmation method	Implementing Time
Whether the driver is under the influence of alcohol*	Use breathalyzer to confirm and visually assess the driver's condition	Before driving After driving
The presence of any illness, fatigue, or lack of sleep that may impair safe driving*	Check body temperature, blood pressure, facial color, breath odor, and tone of voice	Before driving
Conditions related to the service vehicle, road, and operational circumstances	Ensure there is no issue	After driving
Conducting vehicle inspection daily and its confirmation	Visually check inside the engine room, lights, tyres, and around driver's area at suitable times based on driving distance and operating conditions.	Before driving

[Click here](#) for sample of roll-call record (Japanese text only)



[Click here](#) for sample of daily inspection chart (Japanese text only)




*If operating the business alone, one must confirm themselves. Additionally, if living with family let them assess your physical condition.

Compliance with Driver's Working Hours

To ensure safe operations, follow the guidelines below and provide adequate breaks and rest to drivers.

Annual and monthly total working hours	1 year: within 3,300 hours, 1 months: within 284 hours
Daily working hours	Within 13 hours (up to 15 hours., exceeding 14 hours. only twice per week)
Daily rest periods	Basically, drivers try to get 11 consecutive hours of rest. However, be sure to rest for at least 9 hours.
Driving hours	Average/day over 2 days: within 9 hours Average/week over 2 weeks: within 44 hours
Continuous driving hours	Within 4 hours



[Click here](#) for the details of improvement standards notification (Japanese text only)



*If operating the business alone, **one must set and adhere to the working hours within the above-specified time**.

Guidance and Supervision for Drivers

It is necessary to **provide** guidance and supervision to drivers **every year**. In addition, **(1) date, time and place of implementation, (2) details (3) persons who conducted as well as received the training, must be recorded and retained for 3 years**.

For specific examples of the implementation details, please refer to the manual that will be released in the future.

*If operating the business alone, **one must understand the guidance and supervision manual and acquire the necessary knowledge**

Contact

(only available in Japanese)

Tel. 050-3666-8021*1 (Weekdays 9 : 00~17 : 00)

Mail info@kamotsu-k.co.jp

* 1 : Due to high call volume, please contact us via email whenever possible

[Click here](#) for guidance and supervision manual (Japanese text only)



[Website](#)



Videos and FAQs on safety measures are available on MLIT's website (Japanese text only)