



# Shimonoseki Port Tourist Information

CRUISE PORT GUIDE OF JAPAN

Tourist Information at each Port


<http://www.mlit.go.jp/kankocho/cruise/>

## Karato Market

By Foot

Dining

The Karato Market carries fresh fish that is the pride of strait town Shimonoseki. On weekends and holidays, the shops hold an event called "Iki-ikiBakangai" in which they engage in a sushi battle and show off their skills making globefish sushi and other items, including catch-of-the-day sushi and "donburi." At the Kamon Wharf commercial complex next door, you can enjoy globefish dishes at prices you'll only find there.

Location/View	750-0005 		
Access	10min via car from main port(3km) 10min walk from Arcaport Berth		
Season	Every Friday, Saturday and Sunday, National Holiday	Parking for tour buses	40buses
Related links			

Contact Us[Shimonoseki City Tourism Policy Division]  
TEL:083-231-1350 | E-MAIL:[kkanko@city.shimonoseki.yamaguchi.jp](mailto:kkanko@city.shimonoseki.yamaguchi.jp)  
Website: <https://shimonoseki.travel/english/index.html>



## Globefishes(globefish dishes; Fugu dishes)

By Foot

Dining

It's said that the season for globefish dishes is from autumn equinox to spring equinox, but today the dishes can be enjoyed year round. Be sure to try authentic globefish dishes. The first of these that comes to mind is "fukusashi," which is arranged on the plate like a beautiful flower. Also called "kiku-mori" in reference to its chrysanthemum ("kiku") appearance, it's a famous globefish dish.

Location/View	
Access	
Season	Year-round
Related links	

Contact Us[Shimonoseki City Tourism Policy Division]  
TEL:083-231-9653 | E-MAIL:[sskokusa@city.shimonoseki.yamaguchi.jp](mailto:sskokusa@city.shimonoseki.yamaguchi.jp)  
Website: <https://shimonoseki.travel/english/index.html>



## Kawara-soba

By Public Transport

Dining

This is a specialty dish of KawatanaOnsen. It was developed based on the story that the soldiers who surrounded Kumamoto Castle during the Satsuma Rebellion used tiles to cook meat and vegetables. Flavorful "cha soba" is arranged on a tile with beef, strips of omelet, laver, lemon and other ingredients and served with a special bonito-flavored sauce and grated radish and red pepper.

Location/View	759-6301
Access	Travel by tour:45 min. via car from berth(22km) Individual travel:22 min walk from JR Sanin Line Kawatanaonsen Station(22km from main port)
Season	Year-round
Related links	<a href="https://www.kawarasoba.jp/index_en.php">Kawarasoba Takase</a> <a href="https://www.kawarasoba.jp/index_en.php">https://www.kawarasoba.jp/index_en.php</a>

Contact Us[Shimonoseki City Tourism Policy Division]  
TEL:083-231-1350 | E-MAIL:[kkanko@city.shimonoseki.yamaguchi.jp](mailto:kkanko@city.shimonoseki.yamaguchi.jp)  
Website: <https://shimonoseki.travel/english/index.html>





# Shimonoseki Port Tourist Information

CRUISE PORT GUIDE OF JAPAN

Tourist Information at each Port

<http://www.mlit.go.jp/kankocho/cruise/>

## Green Mall

By Foot

Dining

This mall befits the image of Shimonoseki, which is connected to Busan, South Korea via international sea route. The street is like a "Little Korea" with its "yakiniiku" (grilled meat) restaurants, authentic Korean restaurants and "chimajeogori" specialty shops. Another traditional specialty besides yakiniiku is the "tonchan-nabe," which features beef intestines and lots of vegetables cooked in a "togarashi-miso" (miso with chili pepper) sauce.

Location/View	750-0025
Access	7min walk from main port(1km) 5min via car from Arcaport Berth (2km)
Season	Year-round
Related links	

**Contact Us[Shimonoseki City Tourism Policy Division]**  
TEL:083-231-1350 | E-MAIL:[kkanko@city.shimonoseki.yamaguchi.jp](mailto:kkanko@city.shimonoseki.yamaguchi.jp)  
Website: <https://shimonoseki.travel/english/index.html>



## Shimonosei-Station-Area

By Foot

Shopping

JR Shimonoseki Station area is located in close proximity to Green Mall, a "Little Korea" of sorts befitting the image of Shimonoseki, which is connected to Busan, South Korea via international sea route. It is the largest shopping mall in the prefecture, which is home to department stores, specialty shops and a large supermarket. The station area is convenient for souvenirs.

Location/View	750-0025
Access	5 min walk from main port(550m) 5min via car from Arcaport Berth (2km)
Season	Year-round
Related links	

**Contact Us[Shimonoseki City Tourism Policy Division]**  
TEL:083-231-1350 | E-MAIL:[kkanko@city.shimonoseki.yamaguchi.jp](mailto:kkanko@city.shimonoseki.yamaguchi.jp)  
Website: <https://shimonoseki.travel/english/index.html>




## Karato-area

By Foot

Shopping

Even professional cooks from Shimonoseki and Kitakyushu come to the Karato Market to shop. A local wholesale market also engages in retail sales of the fish that local fishermen catch and raise, which is a rare sales format not seen much in other parts of the country. The Kamon Wharf commercial complex is next door, and together they offer a convenient place to look for Shimonoseki specialty items like processed globefish and sea urchin.

Location/View	750-0005 		
Access	Individual travel: 30 min from main port(2.4km) Individual travel:3 min. walk from Karato bus stop (2.4km from main port)		
Season	Year-round	Parking for tour buses	40buses
Related links			

**Contact Us[Shimonoseki City Tourism Policy Division]**  
TEL:083-231-1350 | E-MAIL:[kkanko@city.shimonoseki.yamaguchi.jp](mailto:kkanko@city.shimonoseki.yamaguchi.jp)  
Website: <https://shimonoseki.travel/english/index.html>





# Shimonoseki Port Tourist Information

CRUISE PORT GUIDE OF JAPAN

Tourist Information at each Port


<http://www.mlit.go.jp/kankocho/cruise/>

## Kanmon Strait Coastline-Area

By Foot

Main Attractions

Shimonoseki is a town where the old and new mingle. It includes Ganryu-jima Island where Musashi and Kojiro fought, the 153-meter high Kaikyo Yume Tower, and the boardwalk along the strait which connects Haikara'tYokocho with its large Ferris Wheel, to the Kaikyokan aquarium, and all the way to the Karato Market. Beyond these are Akama-jingu Shrine, where Emperor Antoku was laid to rest and the historic battlefield where the Battle of Dan-no-ura took place. There are a plethora of sights to see.

Location/View	750-0036 		
Access	In front of Arcaport Berth 7min via car from main port(2.4km)		
Season	Year-round	Parking for tour buses	20 buses
Related links	Shimonoseki Sightseeing Guide <a href="https://shimonoseki.travel/english/index.html#spot">https://shimonoseki.travel/english/index.html#spot</a>		

**Contact Us[Shimonoseki City Tourism Policy Division]**  
TEL:083-231-1350 | E-MAIL:[kkanko@city.shimonoseki.yamaguchi.jp](mailto:kkanko@city.shimonoseki.yamaguchi.jp)  
Website: <https://shimonoseki.travel/english/index.html>




## Chofu-Area

By Public Transport

Main Attractions

The Chronicles of Japan states that Chofu got its name from the fact that it was the capital of the Nagato Province. It flourished in the Edo period (1603-1867) as the castle town of the 50,000-koku Chofu-Mori domain, and at the end, it was where the Meiji Restoration formally began. Taking a walk along places with nostalgic names like Furue-shoji Street, Yokomakura-shoji Street and the Dangu River is like walking through history, and time passes so slowly that you can almost hear the leaves falling.

Location/View	752-0979 		
Access	15 min. via car from main port(10km) 10 min. walk from Jokamachichofu bus stop (10km from main port)		
Season	Year-round	Parking for tour buses	10 buses
Related links	CHOFU Sightseeing NAVI <a href="http://www.chofukankou.com/">http://www.chofukankou.com/</a>		

**Contact Us[Shimonoseki City Tourism Policy Division]**  
TEL:083-231-1350 | E-MAIL:[kkanko@city.shimonoseki.yamaguchi.jp](mailto:kkanko@city.shimonoseki.yamaguchi.jp)  
Website: <https://shimonoseki.travel/english/index.html>




## Tsunoshima Island

By Public Transport

Main Attractions

At 1,780 meters in length, the Tsunoshima Bridge is the longest in Japan that is free to cross. The surface of the water beneath is cobalt blue, a feature of the area. Once you cross the bridge seemingly skating across the water, you will find yourself in the Kita-NagatoKaigan Quasi-National Park in the midst of pristine nature. Here you can experience the coexistence of humans and nature that has continued from old times until today while enjoying the pleasant sea breezes.

Location/View	759-5332  MAP
Access	Individual travel: 90 min. via car from main port(60km)
Season	Year-round
Related links	

**Contact Us[Shimonoseki City Tourism Policy Division]**  
TEL:083-231-1350 | E-MAIL:[kkanko@city.shimonoseki.yamaguchi.jp](mailto:kkanko@city.shimonoseki.yamaguchi.jp)  
Website: <https://shimonoseki.travel/english/index.html>







# Shimonoseki Port Tourist Information

CRUISE PORT GUIDE OF JAPAN

Tourist Information at each Port

<http://www.mlit.go.jp/kankocho/cruise/>

## Sightseeing Campaign

By Foot

Topics

"Shimonoseki is fun 365 days a year!" Based on this slogan, various events are held throughout the year, including the "History-experiencing picture story show," "Ganryu-jima Fight Play," "Joshi Tabi (Travel for Women)," "Genpei Night in Akama-jingu Shrine," "Armor and court lady dress experience," "Aquarium Illumination" and "Globefish lantern festival." These events are sure to make your trip to Shimonoseki a memorable and priceless one.

Location/View	
Access	
Season	Year-round
Related links	

Contact Us[ Shimonoseki City Tourism Policy Division]

TEL:083-231-1350 | E-MAIL:[kkanko@city.shimonoseki.yamaguchi.jp](mailto:kkanko@city.shimonoseki.yamaguchi.jp)

Website: <https://shimonoseki.travel/english/index.html>



## Shimonoseki strait festival

By Foot

Topics

This historical festival is based on significant past events that took place around the Kanmon Straits. Many events related to the Genpei War are held, including the gorgeous "Senteisai" memorial ceremony for the Heike clan who fell at the Battle of Dan-no-ura on May 3rd, the "Genpei Funagassen" marine parade featuring around 80 ships flying the red and white flags of the armies, and the gallant "Musha Gyoretsu" parade.

Location/View	Akama Shrine ,750-0003 <a href="#">MAP</a>
Access	10min via car from main port (2km) Short walk from Akamajingumae bus stop (2km from main port) 15 min. via car from main port(10km)
Season	Every 3 May
Related links	

Contact Us[Shimonoseki City Tourism Policy Division]

TEL:083-231-1350 | E-MAIL:[kkanko@city.shimonoseki.yamaguchi.jp](mailto:kkanko@city.shimonoseki.yamaguchi.jp)

Website: <https://shimonoseki.travel/english/index.html>



## Cruise Welcome Event

By Foot

Topics

At the Shimonoseki Port, "Heike-daiko" drum performances, a traditional performance art of Shimonoseki, and "Bakan-kiheitai (military)" performances are held to welcome ships that make port calls, and departing ships are sent off with wind instrument performances and streamers. Local mascots also make an appearance to provide memorable hospitality to cruise participants. Welcoming ceremonies and visits are also conducted, and passengers are presented with commemorative gifts from Shimonoseki.

Location/View	
Access	
Season	Year-round
Related links	

Contact Us[Shimonoseki City Port & Harbor Bureau Promotion Division]

TEL:083-231-1277 | E-MAIL:[@city.shimonoseki.yamaguchi.jp](mailto:@city.shimonoseki.yamaguchi.jp)

