

Local venue



Opening hours, regular holidays, number of seats, etc. may differ from those listed due to the effects of COVID-19. Please check with the store in advance when you visit.

Map Number	Restaurant name	Category	Page
25	maruyama Dan	Japanese	P.182
25	Murakami	Japanese	P.184
25	sushi-Natsume	Japanese	P.186
25	Yūichirō shōten	Japanese	P.188
25	Tamura	Japanese	P.190
25	SALT MODERATE	Western	P.192
25	Gotoken	Western	P.194
25	Caim	Western	P.196
33 ~ 34	Irifune	Japanese	P.198
33 ~ 34	Naruki-ya	Japanese	P.200
35	Grand Terasse	Western	P.202
36	Shogetsuan	Japanese	P.204
36	Kokeshi	Japanese	P.206
36	Kaede	Western	P.208
36	Lauren & Leaf	Western	P.210
36	Taishan	Chinese	P.212
36	Gyoza Terui	Chinese	P.214
36	Fukushima Product Promotion Center	Cafe	P.216
36	Café Abboccare	Cafe	P.218
39	Goshuinsen	Japanese	P.220
39	Tsukasa	Japanese	P.222
39	Rikyu	Japanese	P.224
39	Jolie	Western	P.226
39	DUCCA	Western	P.228
39	Vajraroad	Western	P.230
39	FOREST KITCHEN with Outdoor Living	Western	P.232
39	Tha Chang	International	P.234
39	Olive	Cafe	P.236
39	Hoshiyama Coffee	Cafe	P.238


Checklist / Local venue

Restaurant name	Doorway Step Height \leq 2cm	Doorway Width \geq 80cm	Accessibility available	Movable chairs	Restroom on same floor	Wheelchair charging	Writing service	Accommodates for food allergies	Free Wi-Fi	Multilingual website	Foreign language menu	Page
maruyama Dan		●	●	●			●	●	●		●	P.182
Murakami	●	●	●	●	●				●		●	P.184
sushi-Natsume	●	●	●	●	●			●			●	P.186
Yūichirō shōten	●	●	●	●			●				●	P.188
Tamura	●	●	●	●	●						●	P.190
SALT MODERATE		●	●	●				●	●		●	P.192
Gotoken	●	●	●	●								P.194
Cairn	●	●	●	●	●			●	●		●	P.196
Irifune	●	●	●	●		●	●	●	●		●	P.198
Naruki-ya	●	●	●	●		●	●	●				P.200
Grand Terasse	●	●	●	●	●	●	●		●		●	P.202
Shogetsuan	●	●	●	●	●	●	●					P.204
Kokeshi	●	●	●	●		●	●	●	●			P.206
Kaede	●	●	●	●		●	●	●	●			P.208
Lauren & Leaf	●	●	●	●	●	●	●	●				P.210
Taishan	●	●	●	●	●	●	●	●				P.212
Gyoza Terui	●	●	●	●		●	●				●	P.214
Fukushima Product Promotion Center	●	●	●	●	●	●	●		●			P.216
Café Abboccare	●	●	●	●		●	●		●		●	P.218
Goshuinsen	●	●	●	●								P.220
Tsukasa	●	●	●	●		●	●				●	P.222
Rikyu	●	●	●	●		●	●	●			●	P.224
Jolie	●	●	●	●		●	●	●	●		●	P.226
DUCCA	●	●	●	●	●	●	●	●	●	●	●	P.228
Vajraroad	●	●	●	●	●	●	●					P.230
FOREST KITCHEN with Outdoor Living	●	●	●	●	●	●	●	●	●		●	P.232
Tha Chang	●	●	●	●		●	●	●			●	P.234
Olive	●	●	●	●	●	●			●			P.236
Hoshiyama Coffee	●	●	●	●	●	●	●	●			●	P.238



maruyama Dan

- Doorway Step Height ≤ 2cm
- Doorway Width ≥ 80cm
- Accessibility available
- Movable chairs
- Restroom on same floor



Diner/bar located in a quiet area that offers original Japanese dishes



① Exterior

Located on 1F of 17th Fujiei Bldg.




② Exterior

Hinged (pull open) door / Steps 12cm / Entrance width - 80cm



③ Interior

No steps



④ Aisle

Safe passage for manual wheelchair



⑤ Counter

Movable chairs



⑥ Table

Movable tables and chairs



⑦ Table

Movable tables and chairs
Size of chair seat - 45cm



⑧ Interior

Table leg in middle
Tabletop - 71cm / Under tabletop - 68cm



⑨ Restroom

No accessible restroom

Additional Information

Please ask about vegetarian options upon making a reservation.
There are two private parking lots and the basin for washing ones hands in the toilet is high.
Table and counter seating can accommodate for wheelchairs.

Manual wheelchair user

Specialties

*The simplified item name below may differ from the actual name on the menu

Japanese food



Sushi



Japanese-style cuisine



Pork cuisine

Accessibility Information

- Straw
- Spoon Fork
- Light plate / cup
- Can be thinly cut
- Minced food
- Thickened food
- Check payable at table
- Accommodates for food allergies
- Wheelchair charging
- Braille menu
- Writing service

Tourist Information

- Vegetarian food negotiable
- Muslim Accommodates for Muslims
- Wi-Fi Free
- Menu with pictures
- Translation device
- Finger pointing translation sheets
- Multilingual website
- Social media
- Overseas website
- Foreign language menu (English)
- Multilingual staff (English)

Accessible Route Information

Route from closest station

700m from Maruyama koen Station 6 Exit

- ① Take the elevator at 6 exit to the first floor and head to Odori gate in Commercial Complex
- ② Turn right at Odori and go 180m
- ③ Cross the crosswalk at the 2nd junction, turn right, cross 2 crosswalks and go 550m
- ④ Destination on 1F in the building

Route from stadium

2.2km from Sapporo Odori Park

- ① Turn right at Odori out from Odori Park West, go 1.5km
- ② Turn left at the junction, cross 2 crosswalks and go 550m
- ③ The destination is on 1F of the building



Store Information

17th Fujiei Bldg., 24-3-17 Minami 5-jo Nishi, Chuo-ku, Sapporo-shi, Hokkaido

011-206-1131

<http://maruyamadan.jp/>

18:00~1:00 (L.O. 0:00)

Sun

Separate smoking area available

35 (Table: 22, Counter: 13)

5,000 - 15,000

Cash, Credit card, Electronic money (VISA, Master, Union, JCB, Amex, Diners, Discover, Pay, au)

Later Payment

For more details

<https://app.wheelog.com/map/custom/admin/map?spotId=40064>



Murakami

- Doorway Step Height ≤ 2cm
- Doorway Width ≥ 80cm
- Accessibility available
- Movable chairs
- Restroom on same floor



Japanese restaurant that serves fresh seafood, such as Hokkaido sea urchin, etc.

① Exterior

Located on B1F of Nissay Sapporo Bldg.

② Doorway

Basement Exit of Bldg. Automatic door / No steps

③ Doorway

Sliding door/No steps Entrance width - 90cm

④ Aisle

Safe passage for manual wheelchair Aisle width - 76cm

⑤ Table

Movable tables and chairs Size of chair seat - 42cm

⑥ Table

Table leg in middle Tabletop - 71cm / Under tabletop - 68cm

⑦ Private room

Movable tables and chairs

⑧ Private room

4 table legs

⑨ Restroom

Accessible restroom on the same floor Handrail: Fixed (L) / Movable (R)

Additional Information

All table seating, except for the tatami flooring seating area, can accommodate for wheelchairs.

Manual wheelchair user

Specialties

*The simplified item name below may differ from the actual name on the menu

Japanese food



Sea urchin



Sea urchin gratin



Crab risotto

Accessibility Information

- Straw
- Spoon Fork
- Light plate / cup
- Can be thinly cut
- Minced food
- Thickened food
- Check payable at table
- Accommodates for food allergies
- Wheelchair charging
- Braille menu
- Writing service

Tourist Information

- Vegetarian food negotiable
- Muslim Accommodates for Muslims
- Wi-Fi Free
- Menu with pictures
- Translation device
- Finger pointing translation sheets
- Multilingual website
- Social media
- Overseas website
- Foreign language menu (English)
- Multilingual staff

Accessible Route Information

Route from closest station

- 400m from Sapporo Station West Exit**
- Turn left out from West ticket gate
 - Take the elevator to B1F in the Multi-Complex in the square in front of the station
 - Alight the elevator, go 150m to the exit 11
 - Go 40m in Underground Tunnel Mall and turn right after passing the elevator
 - The destination is on BF1 of the high-rise building

Route from stadium

- 600m from Sapporo Odori Park**
- Take #8 elevator to B1F out from the site
 - Alight the elevator and turn right to #7 Gate
 - Go 400m in Underground Tunnel Mall, enter high-rise building on the left
 - The destination is on BF1 of the building



Store Information

- Nissay Sapporo Bldg. B1F, 4-1-1 Kita 3-jo Nishi, Chuo-ku, Sapporo-shi, Hokkaido
- 011-290-1000
- <https://www.uni-murakami.com/nissay/>
- 11:30 - 14:30
17:30 - 22:30 (L.O. 21:30)
- Sun
- Separate smoking area available
- 74 (Table: 24, Private room: 25, Tatami: 18, Counter: 7)
- Lunch: 1,000 - 2,000
Dinner: 6,000 - 10,000
- Cash, Credit card, Electronic money (VISA, Master, Union, JCB, Amex, Diners, Ali, WeChat)
- Later Payment

For more details

<https://app.wheelog.com/map/custom/admin/map?spotId=40065>



sushi-Natsume



Doorway Step Height ≤ 2cm



Doorway Width ≥ 80cm



Accessibility available



Movable chairs



Restroom on same floor




Sushi restaurant that serves sushi made with fresh seasonal Hokkaido ingredients and offers a great view of the city of Sapporo




① Exterior

Located on 3F of Sapporo Mitsui JP Bldg.



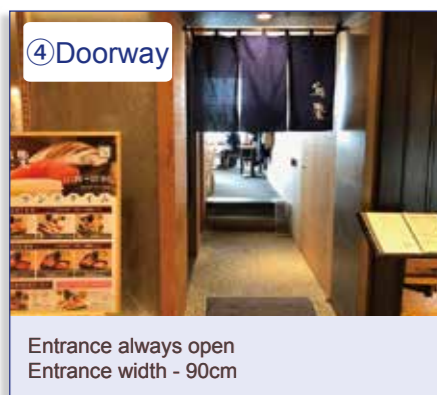
② Inside

Accessible Elevator



③ Inside

Akarenga Terrace, Entrance in basement



④ Doorway

Entrance always open
Entrance width - 90cm



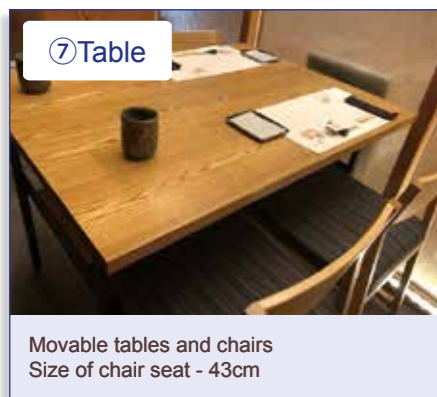
⑤ Aisle

Steps in aisleway - 2 x 10cm steps



⑥ Aisle

Safe passage for manual wheelchair
Aisle width - 90cm



⑦ Table

Movable tables and chairs
Size of chair seat - 43cm



⑧ Table

Table legs on both sides
Tabletop - 71cm / Under tabletop - 68cm



⑨ Counter

Wheelchair accessible counter

Additional Information

Manual wheelchair user

There are no steps up to the table seating on the left-hand side close to the entrance.
There are steps up from the entrance to the counter seating at the back of the restaurant and the table seating that has good views so please ask the staff for assistance. There is a multipurpose toilet on the same floor.

Specialties

*The simplified item name below may differ from the actual name on the menu

Japanese food



Sushi



Assorted Sashimi platter



Tuna sushi

Accessibility Information

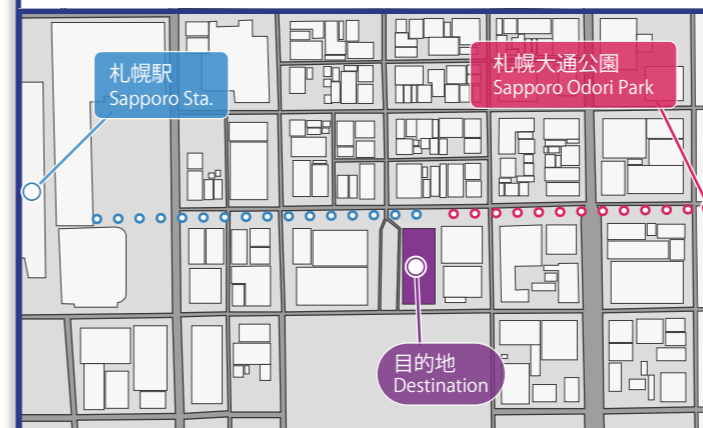
Straw	Spoon Fork	Light plate / cup
Can be thinly cut	Minced food	Thickened food
Check payable at table	Accommodates for food allergies	Wheelchair charging
Braille menu	Writing service	

Tourist Information

Vegetarian food negotiable	Muslim Accommodates for Muslims	Wi-Fi Free
Menu with pictures	Translation device	Finger pointing translation sheets
Multilingual website	Social media	Overseas website
Foreign language menu (English)	Multilingual staff (English)	

Accessible Route Information

- Route from closest station**
- 480m from Sapporo Station West Exit
- ① Turn left out from West ticket gate
 - ② Take the elevator to B1F in the Multi-Complex in the square in front of the station
 - ③ Alight the elevator, go 150m to the exit 11
 - ④ Go 170m in Underground Tunnel Mall and to Commercial Complex on the right
 - ⑤ Take the elevator in the Complex to the third floor destination
- Route from stadium**
- 600m from Sapporo Odori Park
- ① Take #8 elevator to B1F out from the site
 - ② Alight the elevator and turn right to #7 Gate
 - ③ Go 350m in Underground Tunnel Mall to Commercial Complex on the left
 - ④ Take the elevator in the Complex to the third floor destination



Store Information

- Sapporo Mitsui JP Bldg. 3F, 4-1
Kita 2-jo Nishi, Chuo-ku, Sapporo-shi, Hokkaido
- 011-205-0010
- <https://www.sushi-natsume.com/akarenga/>
- 11:30~15:00 (L.O. 14:30)
17:00~22:30 (L.O. 22:00)
- Open all year round
- Non-smoking
- 34 (Table: 16, Counter: 12, Private room: 6)
- Lunch: 2,000 - 3,000
Dinner: 2,000 - 6,000
- Cash, Credit card, Electronic money (VISA, Master, Union, JCB, Amex, Diners, Suica, Edy, iD, QUIC)
- Later Payment

For more details

<https://app.wheelog.com/map/custom/admin/map?spotId=40067>

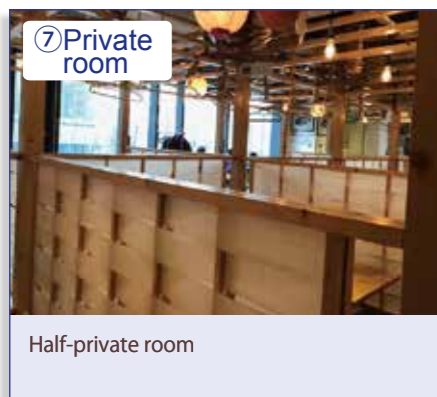
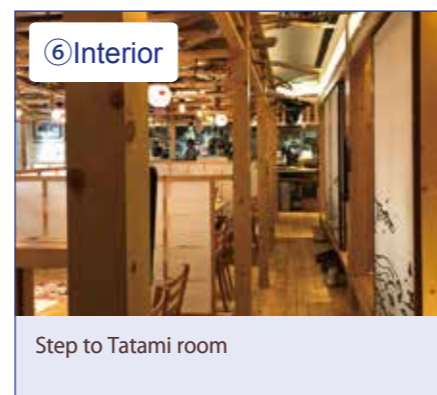
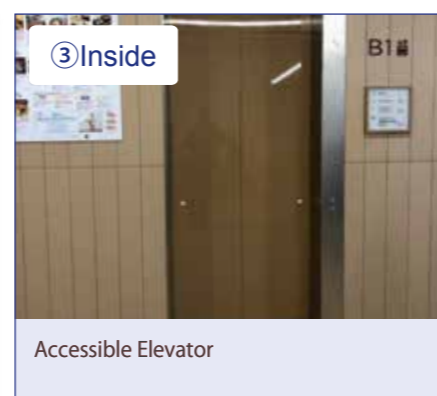



Yūichirō shōten

- Doorway Step Height ≤ 2cm
- Doorway Width ≥ 80cm
- Accessibility available
- Movable chairs
- Restroom on same floor



Seafood restaurant that serves various kinds of dishes sourced directly from Hokkaido such as fresh oyster and various fish products



Additional Information

All table seating, except for the tatami flooring seating area, can accommodate for wheelchairs.

Manual wheelchair user

Specialties

*The simplified item name below may differ from the actual name on the menu

Japanese food



Accessibility Information

- Straw
- Spoon Fork
- Light plate / cup
- Can be thinly cut
- Minced food
- Thickened food
- Check payable at table
- Accommodates for food allergies
- Wheelchair charging
- Braille menu
- Writing service

Tourist Information

- Vegetarian food negotiable
- Muslim Accommodates for Muslims
- Wi-Fi Free
- Menu with pictures
- Translation device
- Finger pointing translation sheets
- Multilingual website
- Social media
- Overseas website
- Foreign language menu (English)
- Multilingual staff

Accessible Route Information

Route from closest station

- 480m from Sapporo Station West Exit
- Turn left out from West ticket gate
 - Take the elevator to B1F in the Multi-Complex in the square in front of the station
 - Alight the elevator, go 150m to the exit 11
 - Go 110m in Underground Tunnel Mall and take No.1 elevator on the left to the first floor
 - Cross the crosswalk at the junction to Commercial Complex
 - The destination is on 2F in the Complex

Route from stadium

- 500m from Sapporo Odori Park
- From the site, go toward Sapporo Station on Sapporo Ekimaedori
 - Cross 4 crosswalks, go 400m
 - Commercial Complex on the corner of 4th junction
 - The destination is on 2F of the Complex



Store Information

- Sitatte Sapporo 2F, 3-1-20 Kita 2-jo Nishi, Chuo-ku, Sapporo-shi, Hokkaido
- 011-211-0490
- 11:00~15:00 (L.O. 14:30)
17:00~23:30 (L.O. 23:00)
- Open all year round
- Non-smoking from 11:00 to 15:00
- 93
- Lunch: 1,000 - 2,000
Dinner: 3,000 - 6,000
- Cash, Credit card, Electronic money (VISA, Master, Union, JCB, Amex, Diners, Suica, WAON, nanaco, Edy, iD, QUIC, Pay, LINE, Ali, WeChat)
- Later Payment

For more details

<https://app.wheelog.com/map/custom/admin/map?spotId=40069>




Yakiniku Bar Tamura



Doorway Step Height ≤ 2cm Doorway Width ≥ 80cm Accessibility available Movable chairs Restroom on same floor




Steak restaurant that offers various kinds of Japanese wagyu dishes sourced directly from Mihoro, Hokkaido, such as *yakiniku*, steak, Salisbury steak, etc.



① Exterior

Hokuyo Odori Center
ODORI BISSE 4F



② Doorway

ODORI BISSE ENTRANCE
Hokuyo Odori Center



③ Doorway

Entrance open and flat
Frontage 120cm



④ Aisle

Open entrance with no steps
Entrance width - 120cm



⑤ Interior

Table / Booth / Table in private room




⑥ Table

Movable chairs
Tabletop - 70cm / Under tabletop - 67cm



⑦ Table

Steps up to couch seating



⑧ Cashier

Electronic money payment acceptable



⑨ Restroom

Accessible restroom on the same floor
Handrail: Fixed (L) / Movable (R)

Additional Information

Manual wheelchair user

Table settings with fixed chairs require the table to be moved but there are also table settings where the chairs can be moved.

Specialties

*The simplified item name below may differ from the actual name on the menu

Japanese food



Wagyu steak course

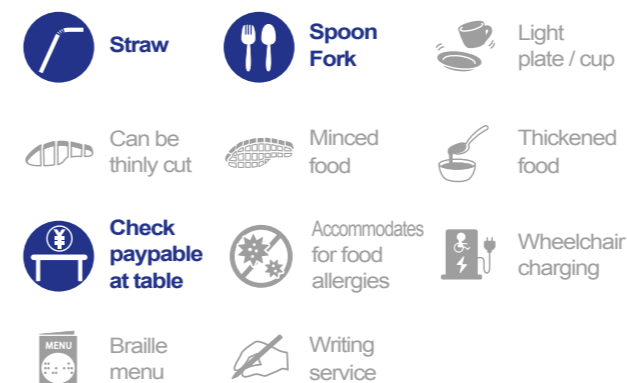


Sukiyaki pot

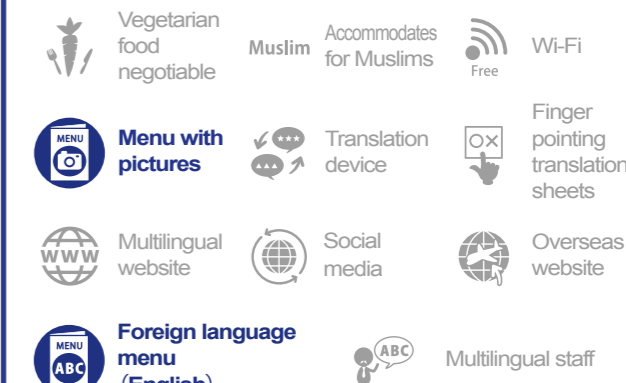


Wagyu combo

Accessibility Information



Tourist Information



Accessible Route Information

Route from closest station

110m from Odori Station 8 Exit

- Take the elevator at 8 exit to the first floor
- Alight the elevator, do a U-turn to right towards Sapporo Station
- Cross the crosswalk at the junction, high-rise building on the right
- The destination is on 4F of high-rise building

Route from stadium

110m from Sapporo Odori Park

- From the site, go toward Sapporo Station on Sapporo Ekimaedori
- Cross the crosswalk at the junction, high-rise building on the right
- The destination is on 4F of high-rise building



Store Information

Hokuyo Odori Center 4F, 3-7 Odorinishi, Chuo-ku, Sapporo-shi, Hokkaido

011-211-1129 011-211-1169

<http://www.fmc-tamura.co.jp/restaurant/bisse/>

11:00~14:00 (L.O. 13:30)
17:00~22:00 (L.O. 21:30)

Open all year round

Non-smoking from 11:00 to 14:00

52

Lunch: 1,000 - 2,000
Dinner: 3,000 - 6,000

Cash, Credit card (VISA, Master, JCB, Amex, Diners)

Later Payment

For more details

<https://app.wheelog.com/map/custom/admin/map?spotId=40070>



Oyster Bar SALT MODERATE



- Doorway Step Height ≤ 2cm
- Doorway Width ≥ 80cm
- Accessibility available
- Movable chairs
- Restroom on same floor

Restaurant that serves oyster sourced from all over Japan and dry-aged beef

<p>① Exterior</p> <p>Hinged (pull open) door</p>	<p>② Doorway</p> <p>Entrance width - 82cm / Steps 8cm</p>	<p>③ Doorway</p> <p>Steps 16cm</p>
<p>④ Aisle</p> <p>Safe passage for manual wheelchair Aisle width - 82cm</p>	<p>⑤ Interior</p> <p>Movable tables and chairs Chair seat 70cm</p>	<p>⑥ Table</p> <p>4 table legs Tabletop - 99cm / Under tabletop - 93cm</p>
<p>⑦ Counter</p> <p>Tall counter Height 106cm</p>	<p>⑧ Interior</p> <p>Steps in passway to restroom 9cm×2 steps</p>	<p>⑨ Restroom</p> <p>No accessible restroom</p>

Additional Information

Please ask the staff if assistance is required at the entrance, toilet, table or whenever necessary.

Manual wheelchair user

Specialties

*The simplified item name below may differ from the actual name on the menu

Western food



Oyster dishes



House aged-meat



Raw oysters

Accessibility Information

- Straw
- Spoon Fork
- Light plate / cup
- Can be thinly cut
- Minced food
- Thickened food
- Check payable at table
- Accommodates for food allergies
- Wheelchair charging
- Braille menu
- Writing service

Tourist Information

- Vegetarian food negotiable
- Muslim Accommodates for Muslims
- Wi-Fi Free
- Menu with pictures
- Translation device
- Finger pointing translation sheets
- Multilingual website
- Social media
- Overseas website
- Foreign language menu (English)
- Multilingual staff

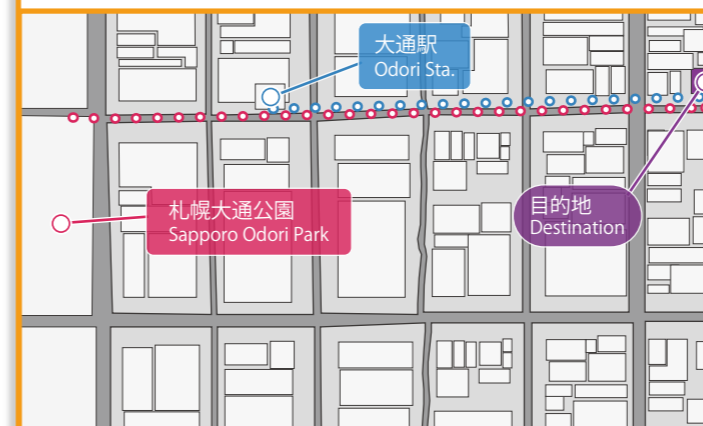
Accessible Route Information

Route from closest station

- 270m from Odori Station Exit 37
- ① Take the elevator at exit 37 to the first floor
 - ② Alight the elevator, turn left, cross the crosswalk at the junction and go 270m
 - ③ The destination is in front of the 2nd junction

Route from stadium

- 500m from Sapporo Odori Park
- ① From the site, cross the crosswalk at the junction, go 400m toward Hosuisusukino
 - ② Cross 2 crosswalks and destination is in front of the 3rd junction



Store Information

- 1-2-1 Minami 3-jo Nishi, Chuo-ku, Sapporo-shi, Hokkaido
- 011-215-1997
- <https://saltmoderate.gorp.jp/>
- 15:00 - 1:00 (L.O. 0:00)
- Open all year round
- Smoking
- 60
- 2,000 - 5,000
- Cash, Credit card (VISA, Master, JCB, Amex, Diners, Discover)
- Later Payment

For more details

<https://app.wheelog.com/map/custom/admin/map?spotId=40072>



Gotoken

- Doorway Step Height ≤ 2cm
- Doorway Width ≥ 80cm
- Accessibility available
- Movable chairs
- Restroom on same floor



Western-style restaurant established in 1879, most popular for its curry and rice

① Exterior

Located on 2F of sitattesapporo

② Doorway

Automatic door / No steps

③ Inside

Accessible Elevator

④ Doorway

Open entrance with no steps
Entrance width - 100cm

⑤ Interior

Safe passage for manual wheelchair
Aisle width - 100cm

⑥ Table

Table leg in middle
Tabletop - 70cm / Under tabletop - 68cm

⑦ Cashier

Cashless payment acceptable

⑧ Restroom

Accessible restroom on 1F of the same bldg. / Manual Sliding door

⑨ Restroom

Handrail: Fixed (L) / Movable (R)

Additional Information

Access the elevator to the second floor from Sapporo Station to the main street via the underground walkway.

Manual wheelchair user

Specialties

*The simplified item name below may differ from the actual name on the menu

Western food



Duck curry



Demi glass omelet rice



Baked cheese curry

Accessibility Information

- Straw
- Spoon Fork
- Light plate / cup
- Can be thinly cut
- Minced food
- Thickened food
- Check payable at table
- Accommodates for food allergies
- Wheelchair charging
- Braille menu
- Writing service

Tourist Information

- Vegetarian food negotiable
- Muslim Accommodates for Muslims
- Wi-Fi Free
- Menu with pictures
- Translation device
- Finger pointing translation sheets
- Multilingual website
- Social media
- Overseas website
- Foreign language menu
- Multilingual staff

Accessible Route Information

- Route from closest station**
- 480m from Sapporo Station West Exit**
- ① Turn left out from West ticket gate
 - ② Take the elevator to B1F in the Multi-Complex in the square in front of the station
 - ③ Alight the elevator, go 150m to the exit 11
 - ④ Go 110m in Underground Tunnel Mall and take No.1 elevator on the left to the first floor
 - ⑤ Cross the crosswalk at the junction to Commercial Complex
 - ⑥ The destination is on 2F in the Complex
- Route from stadium**
- 500m from Sapporo Odori Park**
- ① From the site, go toward Sapporo Station on Sapporo Ekimaedori
 - ② Cross 4 crosswalks, go 400m
 - ③ Commercial Complex on the corner of 4th junction
 - ④ The destination is on 2F of the Complex



Store Information

- Sitatte Sapporo 2F, 3-1-20 Kita 2-jo Nishi, Chuo-ku, Sapporo-shi, Hokkaido
- 011-596-9666 011-596-9667
- <http://hakodate-gotoken.com/shop/5.html>
- 11:00 - 15:00 (L.O. 14:30)
17:00 - 23:30 (L.O. 23:00)
- Open all year round
- Non-smoking
- 55
- Lunch: 1,000 - 2,000
Dinner: 1,000 - 5,000
- Cash, Credit card, Electronic money (VISA, Master, JCB, Amex, Diners, Pay, LINE)
- Later Payment

For more details

<https://app.wheelog.com/map/custom/admin/map?spotId=40068>



Dining & Wine Bar Cairn



Doorway Step
Height ≤ 2cm



Doorway
Width ≥ 80cm



Accessibility
available



Movable
chairs



Restroom on
same floor



Restaurant that serves cheese fondue with Swiss cheese, steak and wine




① Exterior

Located on B1F of Tokyu REI



② Doorway

Automatic door / No steps



③ Doorway

EV inside Hotel



④ Doorway

Sliding door / No steps
Entrance width - 180cm



⑤ Interior

Safe passage for manual wheelchair
Aisle width - 90cm



⑥ Table

Movable tables and chairs
Size of chair seat - 42cm



⑦ Table

Table leg in middle
Tabletop - 69cm / Under tabletop - 67cm



⑧ Counter

Counter teppan
(Japanese iron griddle) seat



⑨ Counter

Wheelchair accessible counter

Additional Information


There is a multipurpose toilet on the same floor.
Allergies can be accommodated for depending on the menu item.

Manual wheelchair user

Specialties

*The simplified item name below may differ from the actual name on the menu

Western food



Cheese fondue



Steak



Cheese fondue course

Accessibility Information

Straw	Spoon Fork	Light plate / cup
Can be thinly cut	Minced food	Thickened food
Check payable at table	Accommodates for food allergies	Wheelchair charging
Braille menu	Writing service	

Tourist Information

Vegetarian food negotiable	Muslim Accommodates for Muslims	Wi-Fi Free
Menu with pictures	Translation device	Finger pointing translation sheets
Multilingual website	Social media	Overseas website
Foreign language menu (English)	Multilingual staff (English)	

Accessible Route Information

Route from closest station

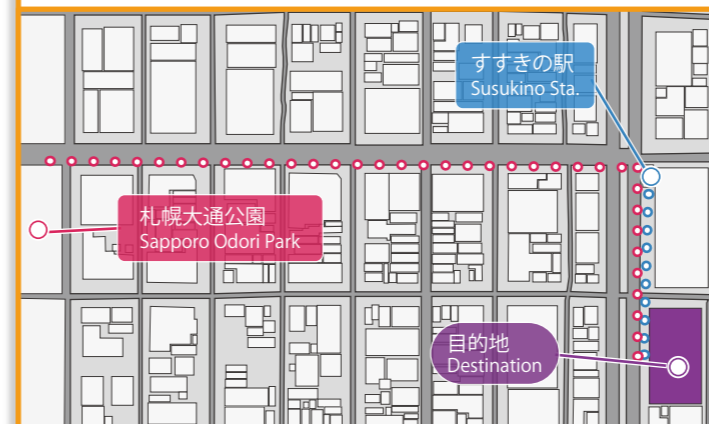
120m from Susukino Station Exit 4

- Take the elevator at exit 4 of Susukino Station to the first floor
- Alight the elevator, turn right and go 110m
- Cross the crosswalk at the junction and the destination is on B1F of the Hotel

Route from stadium

500m from Sapporo Odori Park

- From the site, go 500m toward Susukino
- Cross 5 crosswalks, cross 2 crosswalks at junctions and go 180m toward Shopping Mall
- Cross the crosswalk at the junction and the destination is on B1F of the Hotel



Store Information

Tokyu REI B1F, 5 Minami 4-jo Nishi, Chuo-ku, Sapporo-shi, HokkaidoF

011-521-0305 011-521-0310

<https://www.sapporo-steak-honten.jp/>

17:00 - 1:00 (L.O. 0:00)

Open all year round

Separate smoking area available

50 (Table: 32, Counter: 8, Private room: 10)

6,000 - 15,000

Cash, Credit card (VISA, Master, Union, JCB, Amex, Diners)

Later Payment

For more details

<https://app.wheelog.com/map/custom/admin/map?spotId=40071>



Irifune Ito



Doorway Step
Height ≤ 2cm



Doorway
Width ≥ 80cm



Accessibility
available



Movable
chairs



Japanese restaurant that serves local seafood such as *nigiri* sushi or "golden eye snapper", etc.



① Exterior

Located on 1F of Yukawa Hot Spring Hall



② Doorway

Slope Installed



③ Doorway

Automatic door / No steps
Entrance width - 94cm



④ Interior

Enough turning space for wheelchair
Aisle width - 100cm



⑤ Table

Table legs on both sides
Tabletop - 70cm / Under tabletop - 66.5cm



⑥ Interior

Movable tables and chairs
Size of chair seat - 41cm



⑦ Aisle

Safe passage for manual wheelchair



⑧ Interior

Tatami room available



⑨ Interior

Table and Counter

Additional Information



Portable electric wheelchair user

There is a hill in front of the restaurant.

There are multipurpose toilets located at the nearest station and an affiliated coin-operated parking lot about 30m away the restaurant.

Specialties

*The simplified item name below may differ from the actual name on the menu

Japanese food



Sushi



Course meal of red snapper



Fried horse mackerel meal

Accessibility Information



Straw



Spoon
Fork



Light
plate / cup



Can be
thinly cut



Minced
food



Thickened
food



Check
payable
at table



Accommodates
for food
allergies



Wheelchair
charging



Braille
menu



Writing
service

Tourist Information



Vegetarian
food
negotiable



Accommodates
for Muslims



Wi-Fi
Free



Menu with
pictures



Translation
device



Finger
pointing
translation
sheets



Multilingual
website



Social
media



Overseas
website



Foreign language
menu
(English)



Multilingual staff

Accessible Route Information

Route from closest station

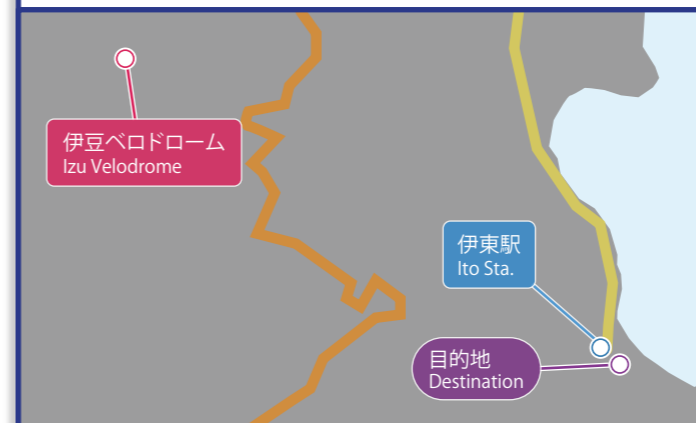
100m from Ito Station

- ① Turn right out of the station, go 30m
- ② Turn left in front of convenience store, go 40m
- ③ Cross the crosswalk, turn right and go 30m
- ④ The destination is on the left

Route from stadium

From Izu Velodrome

- ① Take Shuttle Bus to Ito Station
- ② Turn right at the bus depot, go 40m
- ③ Turn left at the junction, go 100m toward Ito Station
- ④ Past Ito Station and go 30m further
- ⑤ Turn left in front of convenience store, go 40m
- ⑥ Cross the crosswalk and turn right, go 30m
- ⑦ The destination is on the left



Store Information

Yukawa Hot Spring Hall 1F, 1-16-10
Yukawa, Ito-shi, Shizuoka

0557-36-5711 0557-48-6098

<https://irifuneitoekimaeten.owst.jp/>

10:30 - 15:00 (L.O. 15:00)
15:00 - 21:30 (L.O. 21:00)
Until 22:00 on Sat (L.O. 21:30)

Open all year round

Non-smoking

99 (Table: 44, Tatami: 50, Counter: 5)

Lunch: 2,000
Dinner: 3,000 - 5,000

Cash, Credit card, Electronic money
(VISA, Master, Union, JCB, Amex, Diners,
Pay, Ali, d)

Later Payment

For more details

<https://app.wheelog.com/map/customer/admin/map?spotId=39259>



Naruki-ya

- Doorway Step Height ≤ 2cm
- Doorway Width ≥ 80cm
- Accessibility available
- Movable chairs
- Restroom on same floor



Japanese restaurant founded 80 years ago, where one can enjoy homemade soba and local seafood

① Exterior

Located along Nakamarudori in front of Station

② Doorway

Sliding door / No steps
Entrance width - 103cm

③ Aisle

Safe passage for manual wheelchair
Aisle width - 90cm

④ Interior

Enough turning space for wheelchair

⑤ Table

Table / Counter

⑥ Table

Movable tables and chairs
Size of chair seat - 40cm

⑦ Table

Table legs on both sides
Tabletop - 69.5cm / Under tabletop - 66cm

⑧ Table

Crossbar underneath

⑨ Private room

Table in private room available

Additional Information

The restaurant only has general toilets.
There is a coin-operated parking lot 70m away from the restaurant but there are no handicap parking spaces.

Portable electric wheelchair user

Specialties

*The simplified item name below may differ from the actual name on the menu

Japanese food



Accessibility Information

- Straw
- Spoon Fork
- Light plate / cup
- Can be thinly cut
- Minced food
- Thickened food
- Check payable at table
- Accommodates for food allergies
- Wheelchair charging
- Braille menu
- Writing service

Tourist Information

- Vegetarian food negotiable
- Muslim Accommodates for Muslims
- Wi-Fi Free
- Menu with pictures
- Translation device
- Finger pointing translation sheets
- Multilingual website
- Social media
- Overseas website
- Foreign language menu
- Multilingual staff

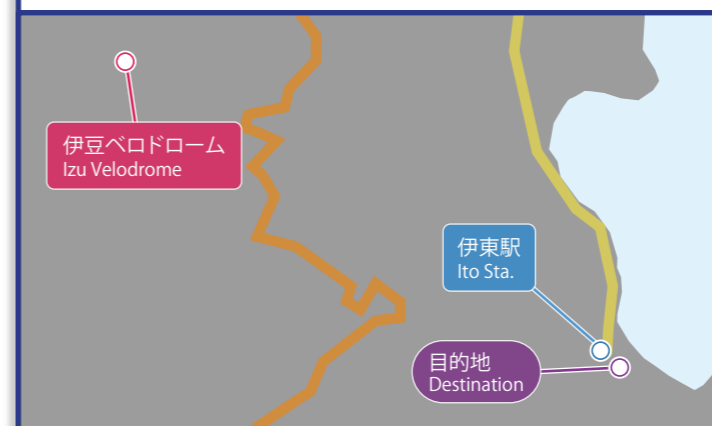
Accessible Route Information

Route from closest station

- 100m from Ito Station
- Turn right out of the station and go 30m
 - Turn left in front of convenience store, go 40m
 - Cross the crosswalk and go 30m
 - The destination is on the right

Route from stadium

- From Izu Velodrome
- Take Shuttle Bus to Ito Station
 - Turn right at the bus depot, go 40m
 - Turn left at the junction, go 100m toward Ito Station
 - Past Ito Station and go 30m further
 - Turn left in front of convenience store, go 40m
 - Cross the crosswalk and go 30m
 - The destination is on the right



Store Information

- 1-16-18 Yukawa, Ito-shi, Shizuoka
- 0557-36-3617 0557-36-1821
- <https://www.narukiya.co.jp/>
- 11:00 - 19:00 (L.O. 18:45)
- Tue (open during New Year holidays・GW・Summer season)
- Non-smoking
- 157 (Tatami: 80, Table: 42, Table (Tatami): 28, Counter: 7)
- 1,500 ~
- Cash, Credit card, Electronic money (VISA, Master, Pay)
- Later Payment

For more details

<https://app.wheelog.com/map/customer/admin/map?spotId=39262>



Grand Terasse



Doorway Step Height ≤ 2cm



Doorway Width ≥ 80cm



Accessibility available



Movable chairs



Restroom on same floor

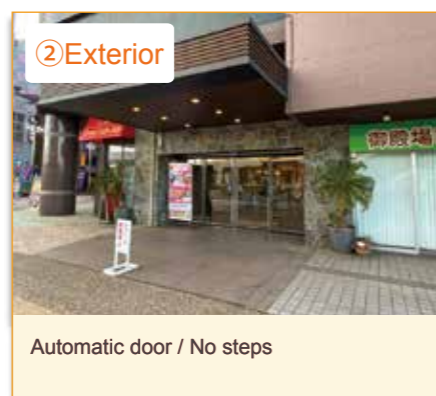


Café inside the Hotel Gotembakan situated very close to Gotemba Station



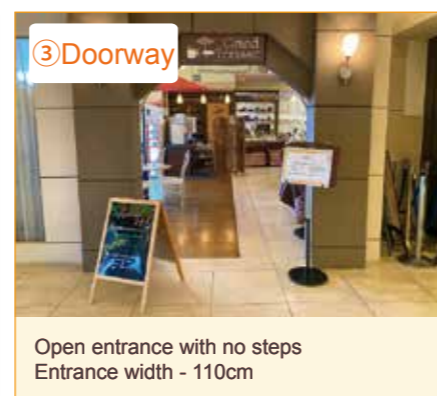
① Exterior

Inside of Hotel, "Gotembakan"



② Exterior

Automatic door / No steps



③ Doorway

Open entrance with no steps
Entrance width - 110cm



④ Interior

Cafe space open 24 hours



⑤ Interior

Enough turning space for wheelchair



⑥ Aisle

Safe passage for manual wheelchair
Aisle width - 80cm



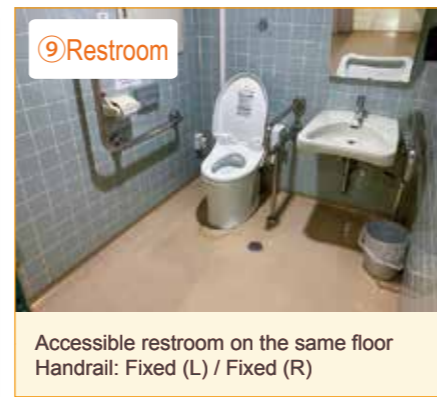
⑦ Table

Movable tables and chairs
Size of chair seat - 44.5cm



⑧ Table

Table leg in middle
Tabletop - 70.5cm / Under tabletop - 68cm



⑨ Restroom

Accessible restroom on the same floor
Handrail: Fixed (L) / Fixed (R)

Additional Information

There is a multipurpose toilet located in the lobby of the hotel on the same floor.
There is also a coin-operated parking lot 100m away from the restaurant but there are no handicap parking spaces.

Portable electric wheelchair user

Specialties

*The simplified item name below may differ from the actual name on the menu

Western food



Salisbury steak set



Curry with cutlet topping



Macaroni bake meal

Accessibility Information

Straw	Spoon Fork	Light plate / cup
Can be thinly cut	Minced food	Thickened food
Check payable at table	Accommodates for food allergies	Wheelchair charging
Braille menu	Writing service	

Tourist Information

Vegetarian food negotiable	Muslim Accommodates for Muslims	Wi-Fi Free
Menu with pictures	Translation device	Finger pointing translation sheets
Multilingual website	Social media	Overseas website
Foreign language menu (English)	Multilingual staff (English)	

Accessible Route Information

- Route from closest station**
- 50m from Gotemba Station Fujisan Gate**
- ① Turn left out of the ticket gate to Fujisan gate
 - ② Turn left in front of Fujisan gate and take elevator to the 1F
 - ③ Alight the elevator, turn left and go 20m
 - ④ Cross the crosswalk, turn right and the destination is on 1F in the Hotel on the left
- Route from stadium**
- From Fuji International Speedway**
- ① Take Shuttle Bus to Gotemba Station
 - ② Go toward Station Plaza and turn left, go 20m
 - ③ Cross the crosswalk, turn right and the destination is on 1F in the Hotel on the left



Store Information

- 1988 Shinbashi, Gotemba-shi, Shizuoka
- 0550-82-3400
- <http://www.the-gotembakan.com/restaurant/>
- 7:00 - 10:00 (L.O. 9:30)
11:30 - 14:30 (L.O. 14:00)
- Open all year round
- Non-smoking
- 75 (Table: 70, Counter: 5)
- 1,000 - 2,000
- Cash, Credit card (VISA, Master, Union, JCB, Amex, Diners)
- Later Payment

For more details

<https://app.wheelog.com/map/customer/admin/map?spotId=39269>



Soba Restaurant Shogetsuan Fukushima Pivot



Doorway Step
Height ≤ 2cm



Doorway
Width ≥ 80cm



Accessibility
available



Movable
chairs



Restroom on
same floor



Soba restaurant that serves handmade soba made from Fukushima-produced buckwheat flour



① Exterior

2 mins. walk from Fukushima Station West Exit



② Doorway

Sliding door



③ Doorway

Steps 1.5cm / Entrance width - 85cm



④ Interior

Movable tables and chairs
Size of chair seat - 43cm



⑤ Interior

Safe passage for manual wheelchair
Aisle width - 80cm



⑥ Table

Table leg in middle
Tabletop - 70cm / Under tabletop - 65cm



⑦ Cashier

Money slot below



⑧ Cashier

Electronic money payment acceptable



⑨ Cashier

Electronic money payment acceptable

Additional Information

The ticket vending machine has a cash slot at the bottom.
Please ask the staff in advance to have side dishes cut up.
There is a multipurpose toilet on the same floor and seven handicap parking spaces in the facility.

Portable electric wheelchair user

Specialties

*The simplified item name below may differ from the actual name on the menu

Japanese food



Zarusoba



Outlet Rice Bowl with egg and sauce

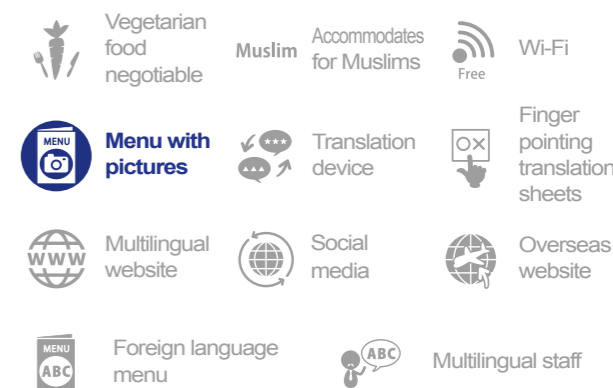


Handmade Soba combo

Accessibility Information



Tourist Information



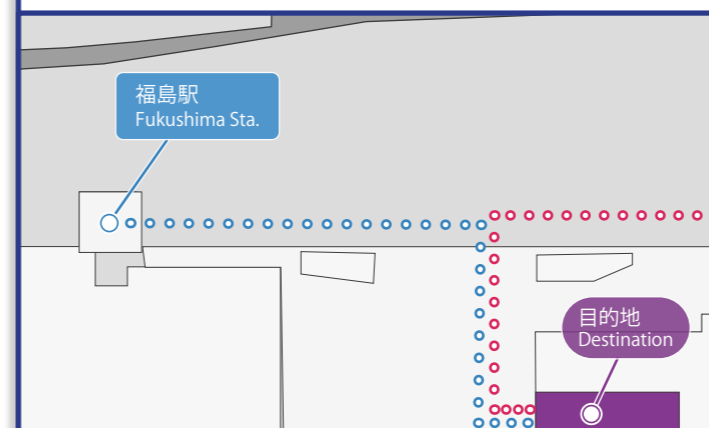
Accessible Route Information

Route from closest station

- 100m from Fukushima Station West Exit**
- Take the elevator at West ticket gate to the first floor
 - Alight the elevator, U-turn to the left and go 70m
 - The destination is on 1F in Fukushima Pivot on the left

Route from stadium

- Fukushima Azuma Stadium**
- Take Shuttle Bus to Fukushima Station from Stadium
 - Go 30m toward Station from West Exit circle
 - The destination is on 1F of Station bldg. on the left



Store Information

1-1 Sakae-cho, Fukushima-shi, Fukushima

024-536-0085

<https://www.livit.jregroup.ne.jp/detail/311>

11:00 - 20:30 (L.O. 20:00)

1/1, Facility Holiday

Non-smoking from 11:00 to 15:00

43 (Table: 40, Counter: 3)

500 - 1,500

Cash, Electronic money (Suica)

Advance Payment

For more details

<https://app.wheelog.com/map/custom/admin/map?spotId=33822>

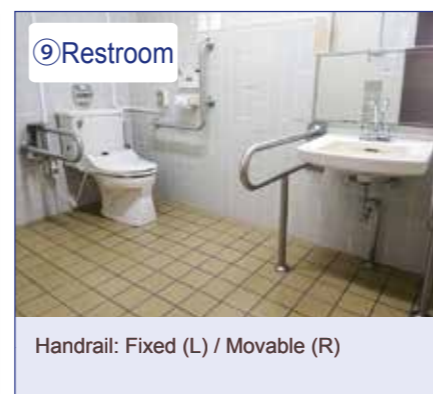
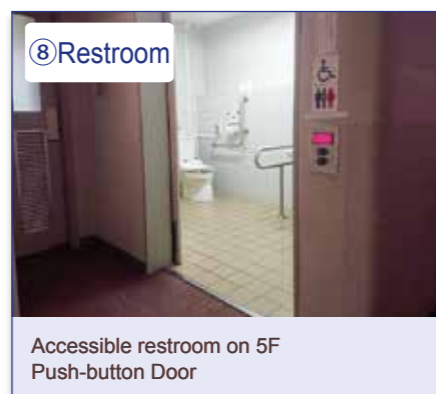



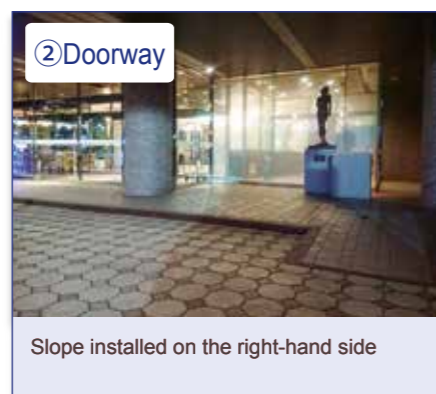


Japanese Restaurant Kokeshi

- Doorway Step Height ≤ 2cm
- Doorway Width ≥ 80cm
- Accessibility available
- Movable chairs
- Restroom on same floor



Japanese restaurant that serves dishes full of seasonal ingredients from Fukushima



Additional Information

Please contact us in advance with any vegetarian and/or allergy-related enquiries.
There are a few photos on the menu and there are multipurpose toilets on the fifth floor of the hotel.
There are two handicap parking spaces in front of the hotel entrance and a parking garage if necessary.

Portable electric wheelchair user

Specialties

*The simplified item name below may differ from the actual name on the menu

Japanese food



Accessibility Information

- Straw
- Spoon Fork
- Light plate / cup
- Can be thinly cut
- Minced food
- Thickened food
- Check payable at table
- Accommodates for food allergies
- Wheelchair charging
- Braille menu
- Writing service

Tourist Information

- Vegetarian food negotiable
- Muslim Accommodates for Muslims
- Wi-Fi Free
- Menu with pictures
- Translation device
- Finger pointing translation sheets
- Multilingual website
- Social media
- Overseas website
- Foreign language menu
- Multilingual staff

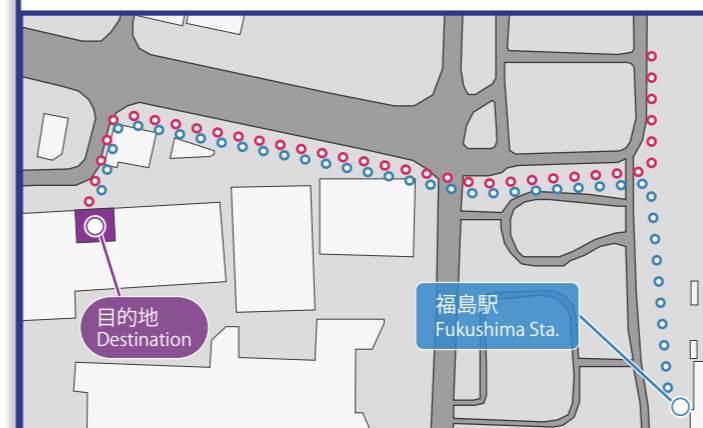
Accessible Route Information

Route from closest station

- 280m from Fukushima Station West Exit**
- Take the elevator at West ticket gate to the first floor
 - Alight the elevator, go 80m and turn left, go 50m
 - Cross the crosswalk at the junction, go 110m and turn left on the corner
 - Destination on 1F of the Hotel

Route from stadium

- Fukushima Azuma Stadium**
- Take Shuttle Bus to Fukushima Station from Stadium
 - Cross the crosswalk at West Exit circle, go 110m and turn left on the corner
 - Destination is on 1F of the Hotel



Store Information

- Hotel Fukushima Green Palace, 13-53 Ota-cho, Fukushima-shi, Fukushima
- 024-533-1171 024-533-1197
- <https://www.fukushimagp.com/rest.html>
- 11:30 - 14:30 (L.O. 14:00)
16:30 - 21:00 (L.O. 20:30)
- Open all year round
- Non-smoking
- 40
- Lunch: 950 - 1,250
Dinner: 1,000 - 2,500
- Cash, Credit card (VISA, Master, JCB, Amex, Diners)
- Later Payment

For more details

<https://app.wheelog.com/map/custom/admin/map?spotId=33821>



Restaurant Kaede

- Doorway Step Height ≤ 2cm
- Doorway Width ≥ 80cm
- Accessibility available
- Movable chairs
- Restroom on same floor



Western-style restaurant inside the Hotel Fukushima Green Palace with an open dining room

 ① Exterior Located on 1F of Hotel Fukushima Green Palace	 ② Doorway Slope installed on the right-hand side	 ③ Doorway Automatic door / No steps
 ④ Inside No steps inside	 ⑤ Doorway Open to public during business hours Entrance width - 166cm	 ⑥ Interior Safe passage for manual wheelchair Aisle width - 100cm
 ⑦ Table Table legs on both sides Tabletop - 70cm / Under tabletop - 67.5cm	 ⑧ Restroom Accessible restroom on 5F Push-button Door	 ⑨ Restroom Handrail: Fixed (L) / Movable (R)

Additional Information

Please contact us in advance with any vegetarian and/or allergy-related enquiries.
 There are a few photos on the menu and there are multipurpose toilets on the fifth floor of the hotel.
 There are two handicap parking spaces in front of the hotel entrance and a parking garage if necessary.

Portable electric wheelchair user

Specialties

*The simplified item name below may differ from the actual name on the menu

Western food



Salisbury steak with Cheese topping



Boxed rice with sashimi topping



Salad & Soup

Accessibility Information

- Straw
- Spoon Fork
- Light plate / cup
- Can be thinly cut
- Minced food
- Thickened food
- Check payable at table
- Accommodates for food allergies
- Wheelchair charging
- Braille menu
- Writing service

Tourist Information

- Vegetarian food negotiable
- Muslim Accommodates for Muslims
- Wi-Fi Free
- Menu with pictures
- Translation device
- Finger pointing translation sheets
- Multilingual website
- Social media
- Overseas website
- Foreign language menu
- Multilingual staff

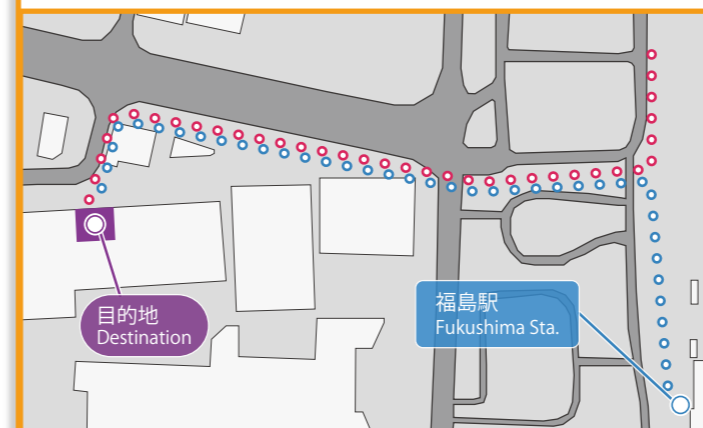
Accessible Route Information

Route from closest station

- 280m from Fukushima Station West Exit**
- ① Take the elevator at West ticket gate to the first floor
 - ② Alight the elevator, go 80m and turn left, go 50m
 - ③ Cross the crosswalk at the junction, go 110m and turn left on the corner
 - ④ Destination on 1F of the Hotel

Route from stadium

- Fukushima Azuma Stadium**
- ① Take Shuttle Bus to Fukushima Station from Stadium
 - ② Cross the crosswalk at West Exit circle, go 110m and turn left on the corner
 - ③ Destination is on 1F of the Hotel



Store Information

- Hotel Fukushima Green Palace, 13-53 Ota-cho, Fukushima-shi, Fukushima
- 024-533-1171 024-533-1197
- <https://www.fukushimagp.com/rest.html>
- 11:30 - 14:30 (L.O. 14:00)
14:30 - 16:30
16:30 - 21:00 (L.O. 20:30)
- Open all year round
- Non-smoking
- 61
- Lunch: 950 - 1,400
Dinner: 1,000 - 2,500
- Cash, Credit card (VISA, Master, JCB, Amex, Diners)
- Later Payment

For more details

<https://app.wheelog.com/map/custom/admin/map?spotId=33820>



Lauren & Leaf



Doorway Step
Height ≤ 2cm



Doorway
Width ≥ 80cm



Accessibility
available



Movable
chairs



Restroom on
same floor



Italian restaurant with a open dining space
close to the west exit of Fukushima Station



① Exterior

2 mins. walk from Fukushima Station
West Exit



② Doorway

Two hinged doors
Entrance width - 82cm / No steps



③ Interior

Movable tables and chairs
Size of chair seat - 42cm



④ Table

Table leg in middle
Tabletop 70cm / Under tabletop 67.5cm



⑤ Restroom

3 x 12cm steps on the way to the restroom



⑥ Restroom

No accessible restroom
Entrance width - 73cm



⑦ Restroom

Private room entrance width - 53cm



⑧ Restroom

2 sinks



⑨ Parking Lot

Nearby parking lots

Additional Information

Portable electric wheelchair user

The entrance outside the building is a non-automated door but the entrance to the station building has an automatic door.
Please contact the restaurant in advance concerning any allergies and the thickening of meals.
There is a multipurpose toilet on the same floor and seven handicap parking spaces in the facility.

Specialties

*The simplified item name below may differ from the actual name on the menu

Western food



Pasta



Pizza



Pasta & Salad combo

Accessibility Information

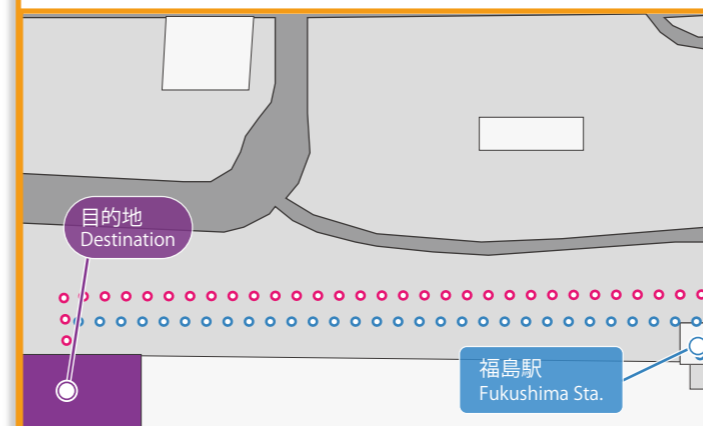
- Straw
- Spoon Fork
- Light plate / cup
- Can be thinly cut
- Minced food
- Thickened food
- Check payable at table
- Accommodates for food allergies
- Wheelchair charging
- Braille menu
- Writing service

Tourist Information

- Vegetarian food negotiable
- Muslim Accommodates for Muslims
- Wi-Fi Free
- Menu with pictures
- Translation device
- Finger pointing translation sheets
- Multilingual website
- Social media
- Overseas website
- Foreign language menu
- Multilingual staff

Accessible Route Information

- Route from closest station**
100m from Fukushima Station West Exit
 ① Take the elevator at West ticket gate to the first floor
 ② Alight the elevator, U-turn to the left and go 70m
 ③ The destination is on 1F in Fukushima Pivot on the left
- Route from stadium**
Fukushima Azuma Stadium
 ① Take Shuttle Bus to Fukushima Station from Stadium
 ② Go toward Station from West Exit circle
 ③ Past Station and go 170m
 ④ The destination is on 1F of Station bldg. on the left



Store Information

- 1-1 Sakae-cho, Fukushima-shi, Fukushima
- 024-531-0321 024-531-0321
- <https://laurenleaf.com/>
- 11:00 - 14:00
 14:00 - 17:00
 17:00 - 23:00 (L.O. 22:00)
- 1/1, Facility Holiday
- Non-smoking from 11:00 to 14:00
- Lunch: 950 - 1,000
 Dinner: 1,000 - 2,000
- Lunch: 950 - 1,000
 Dinner: 1,000 - 2,000
- Cash, Credit card, Electronic money (VISA, Master, JCB, Amex, Diners, Discover, Suica, Pay, LINE)
- Later Payment

For more details

<https://app.wheelog.com/map/custom/admin/map?spotId=33451>



Chinese Restaurant Taishan



- Doorway Step
Height ≤ 2cm
- Doorway
Width ≥ 80cm
- Accessibility
available
- Movable
chairs
- Restroom on
same floor

Chinese restaurant known for its hot and sour soup, mabo tofu and shrimp with chili sauce, etc.

① Exterior

3 mins. walk from Fukushima Station East Exit

② Doorway

Hinged (pull open) door / No steps
Entrance width - 84cm

③ Exterior

Look for the sign

④ Exterior

Hinged (pull open) door / No steps
Entrance width - 82cm

⑤ Interior

Enough space in hallway for 2 wheelchairs
Aisle width - 180cm

⑥ Table

Movable tables and chairs
Size of chair seat - 44cm

⑦ Table

Table leg in middle
Tabletop - 70cm / Under tabletop - 67cm

⑧ Restroom

Accessible restroom in the store
Handrail: None (L) / Fixed (R)

⑨ Restroom

Open space under the sink

Additional Information

Please contact in advance concerning any vegetarian, muslim and allergy needs.
There is a multipurpose toilet that is also used as a female toilet located at the back of the restaurant.

Portable electric wheelchair user

Specialties

*The simplified item name below may differ from the actual name on the menu

Chinese food



Tintin noodles



Mabo tofu



Hot and sour soup noodles

Accessibility Information

- Straw
- Spoon Fork
- Light plate / cup
- Bite-size cutting service
- Minced food
- Thickened food
- Check payable at table
- Accommodates for food allergies
- Wheelchair charging
- Braille menu
- Writing service

Tourist Information

- Vegetarian food negotiable
- Muslim Accommodates for Muslims
- Wi-Fi Free
- Menu with pictures
- Translation device
- Finger pointing translation sheets
- Multilingual website
- Social media
- Overseas website
- Foreign language menu
- Multilingual staff (English)

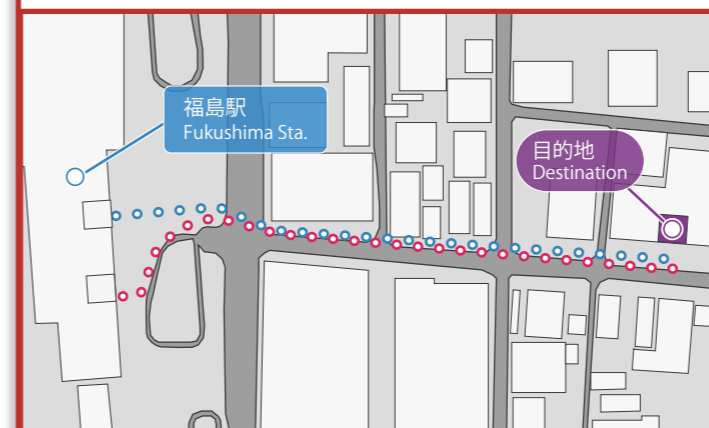
Accessible Route Information

Route from closest station

- 450m from Fukushima Station East Exit**
- ① Exit East ticket gate and go 55m
 - ② Cross the crosswalk at the junction, go 120m
 - ③ Cross the crosswalk at the junction, go 74m
 - ④ Destination on 1F of Commercial Complex

Route from stadium

- Fukushima Azuma Stadium**
- ① Take Shuttle Bus to Fukushima Station from Stadium
 - ② Go toward Station from West Exit circle
 - ③ Take the elevator at West Exit and go to East-West passage
 - ④ Exit from East Exit, go 55m
 - ⑤ Cross the crosswalk at the junction, go 120m
 - ⑥ Cross the crosswalk at the junction, go 74m
 - ⑦ The destination is on 1F of Commercial Complex



Store Information

- AXC Bldg. 1F, 11-25 Sakae-cho, Fukushima-shi, Fukushima
- 024-522-5250 024-522-5250
- 11:30 - 14:30 (L.O. 14:00)
17:00 - 22:00 (L.O. 21:30)
Until 21:00 on Sun / Holiday (L.O. 20:30)
- Mon
- Non-smoking
- 60 (Table: 32, Counter: 4, Private room: 3)
- Lunch: 800 ~
Dinner: 1,000 ~
- Cash, Credit card (VISA, Master, JCB, Amex, Diners, Discover)
- Later Payment

For more details

<https://app.wheelog.com/map/custom/admin/map?spotId=33781>



Enban Gyoza

Gyoza Terui

Fukushima Station East Exit

- Doorway Step Height ≤ 2cm
- Doorway Width ≥ 80cm
- Accessibility available
- Movable chairs
- Restroom on same floor



Gyoza (dumplings) restaurant established in 1953 popular for its "enban gyoza"

① Exterior

1 min. walk from Fukushima Station East Exit

② Doorway

(Out) Automatic door / Entrance width - 79cm
(In) Sliding door / Entrance width - 74cm

③ Interior

Enough space in hallway for 2 wheelchairs
Aisle width - 170cm

④ Interior

No steps

⑤ Table

Table leg in middle
Tabletop - 70cm / Under tabletop - 66cm

⑥ Interior

Movable tables and chairs
Size of chair seat - 44cm

⑦ Interior

Step to restroom
Step 18cm

⑧ Restroom

No accessible restroom
Entrance width - 56cm

⑨ Cashier

Electronic money payment acceptable

Additional Information

Please contact the restaurant in advance for Muslim-friendly options.
There are multipurpose toilets in the public toilets on the right-hand side of the restaurant and inside the train station.

Portable electric wheelchair user

Specialties

*The simplified item name below may differ from the actual name on the menu

Chinese food



Gyoza



Fried vegetables



Ramen (Soy Source)

Accessibility Information

- Straw
- Spoon Fork
- Light plate / cup
- Can be thinly cut
- Minced food
- Thickened food
- Check payable at table
- Accommodates for food allergies
- Wheelchair charging
- Braille menu
- Writing service

Tourist Information

- Vegetarian food negotiable
- Muslim Accommodates for Muslims
- Wi-Fi Free
- Menu with pictures
- Translation device
- Finger pointing translation sheets
- Multilingual website
- Social media
- Overseas website
- Foreign language menu (English-Chinese)
- Multilingual staff

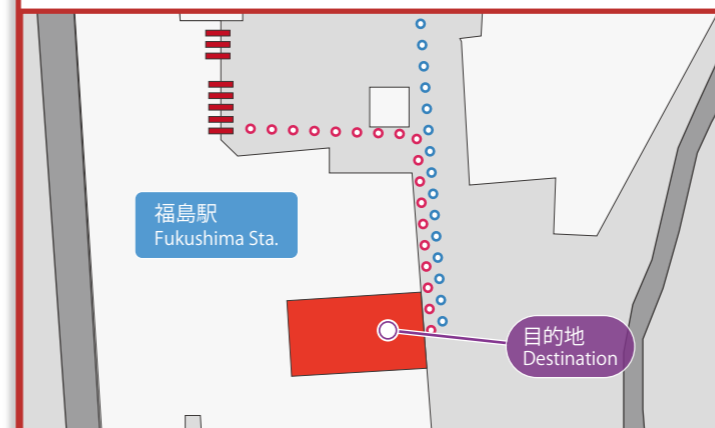
Accessible Route Information

Route from closest station

- 30m from Fukushima Station East Exit**
- Exit East ticket gate and turn right, go 30m to destination is on the right

Route from stadium

- Fukushima Azuma Stadium**
- Take Shuttle Bus to Fukushima Station from Stadium
 - Go toward Station from West Exit circle
 - Take the elevator at West Exit and go to East-West passage
 - Exit from East Exit, turn right and go 30m to destination on the left



Store Information

- Kobanmae, 1-1 Sakae-cho, Fukushima-shi, Fukushima
- 024-523-0188 024-523-0188
- <https://www.gyouza-terui.com/eastgate/>
- 11:00 - 15:00 (L.O. 14:15)
17:00 - 21:00 (L.O. 20:00)
Close as soon as Gyoza (dumpling) has run out
- Tue
- Non-smoking
- 26 (Table: 23, Counter: 3)
- 700 - 1,500
- Cash, Electronic money (Suica)
- Later Payment

For more details

<https://app.wheelog.com/map/custom/admin/map?spotId=33684>



Fukushima Product Promotion Center (Fukushima Lounge)



- Doorway Step
Height ≤ 2cm
- Doorway Width ≥ 80cm
- Accessibility available
- Movable chairs
- Restroom on same floor

Lounge in Corasse Fukushima that offers local sake and light meals

① Exterior

Located on 1F of Corasse Fukushima

② Doorway

Automatic door / No steps
Entrance width - 142cm

③ Interior

Movable tables and chairs
Chair seat 45cm

④ Interior

Enough turning space for wheelchair
Aisle width - 116cm

⑤ Table

Table leg in middle
Tabletop - 70cm / Under tabletop - 67cm

⑥ Interior

Purchase ticket from vending machine

⑦ Interior

Return counter

⑧ Restroom

Accessible restroom on the same floor
Handrail: Movable (L) / Fixed (R)

⑨ Parking Lot

Disability Parking available

Additional Information

Please ask the staff if you need help reaching the vending machine or shelves. There is a multipurpose toilet on the same floor. Please contact the Fukushima Prefectural Tourist and Product Center staff concerning use of the multipurpose toilets on the day of a tournament. There are two handicap parking spaces on the north side of the facility.

Portable electric wheelchair user

Specialties

*The simplified item name below may differ from the actual name on the menu

Cafe



Sake



Soft cream



Coffee

Accessibility Information

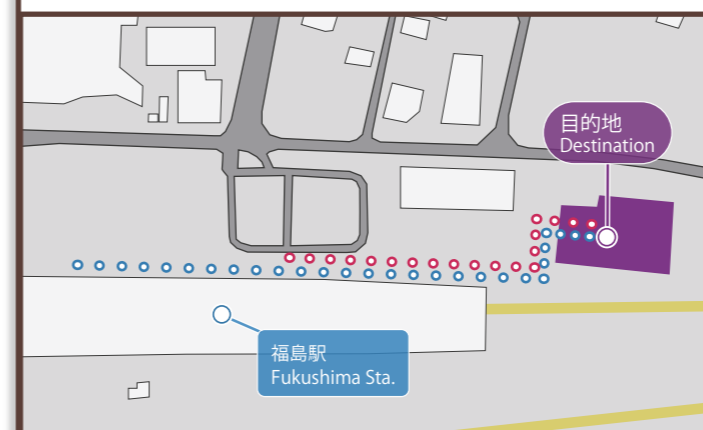
- Straw**
- Spoon Fork**
- Light plate / cup**
- Can be thinly cut
- Minced food
- Thickened food
- Check payable at table**
- Accommodates for food allergies
- Wheelchair charging**
- Braille menu
- Writing service**

Tourist Information

- Vegetarian food negotiable
- Muslim Accommodates for Muslims
- Wi-Fi Free**
- Menu with pictures
- Translation device**
- Finger pointing translation sheets**
- Multilingual website
- Social media**
- Overseas website
- Foreign language menu
- Multilingual staff (English)**

Accessible Route Information

- Route from closest station**
- 330m from Fukushima Station West Exit**
- ① Take the elevator at West ticket gate to the first floor
- ② Alight the elevator, turn right, go 330m and the multicomplex is on the left
- ③ The destination is on 1F in the multicomplex
- Route from stadium**
- Fukushima Azuma Stadium**
- ① Take Shuttle Bus to Fukushima Station from Stadium
- ② Go toward railroad from West Exit circle, turn left and go 140m
- ③ The destination is on 1F in multicomplex on the left



Store Information

- Corasse Fukushima 1F, 1-20 Mikawaminami-cho, Fukushima-shi, Fukushima
- 024-525-4031 024-536-3188
- <https://www.tif.ne.jp/bussan/bussankan/>
- Mon - Fri: 10:30 - 19:00 (L.O. 18:30)**
Sat / Sun / Holiday: 9:30 - 19:00
- Open all year round**
- Non-smoking**
- 39 (Table: 30, Counter: 9)**
- 500 - 1,000**
- Cash, Credit card, Electronic money (VISA, Master, JCB, Amex, Diners, Discover, Suica, iD)
- Advance Payment

For more details

<https://app.wheelog.com/map/custom/admin/map?spotId=33616>



Café Abboccare


Fukushima Station West Exit



- 
Doorway Step
 Height ≤ 2cm
- 
Doorway Width
 ≥ 80cm
- 
Accessibility
 available
- 
Movable chairs
- 
Restroom on same floor


Italian restaurant serving original dishes located in the Fukushima Station building outside the west ticket gate

① Exterior




Cafe located right in front of the west ticket gate, Fukushima Station

② Doorway



Automatic door / No steps
Entrance width - 89cm

③ Interior



Enough turning space for wheelchair
Aisle width - 105cm

④ Table






Table leg in middle
Tabletop 73cm / Under tabletop 70cm

⑤ Interior




Movable tables and chairs
Size of chair seat - 45cm

⑥ Interior




Smoking room in the back

⑦ Cashier




Pay in advance with order

⑧ Cashier



Electronic money payment acceptable


⑨ Parking Lot



Disability Parking available

Additional Information

Please contact the restaurant in advance for vegetarian and Muslim-friendly options.
 Tableware is to be returned to the kitchen by the patron but if assistance is required, please ask the staff.
 There is a multipurpose toilet located on the ground floor and seven handicap parking spaces in the facility.

Portable electric wheelchair user 

Specialties

*The simplified item name below may differ from the actual name on the menu

Cafe





Accessibility Information

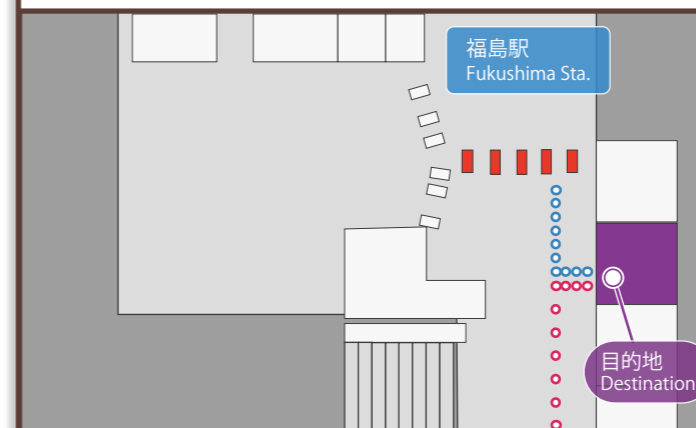
-  **Straw**
-  **Spoon Fork**
-  **Light plate / cup**
-  **Can be thinly cut**
-  **Minced food**
-  **Thickened food**
-  **Check payable at table**
-  **Accommodates for food allergies**
-  **Wheelchair charging**
-  **Braille menu**
-  **Writing service**

Tourist Information










-  **Vegetarian food negotiable**
-  **Muslim Accommodates for Muslims**
-  **Wi-Fi Free**
-  **Menu with pictures**
-  **Translation device**
-  **Finger pointing translation sheets**
-  **Multilingual website**
-  **Social media**
-  **Overseas website**
-  **Foreign language menu (English)**
-  **Multilingual staff**

Accessible Route Information

-  **Route from closest station**
20m from Fukushima Station West Exit
 ① The destination is on the left out from West ticket gate
-  **Route from stadium**
Fukushima Azuma Stadium
 ① Take Shuttle Bus to Fukushima Station from Stadium
 ② Go toward Station from West Exit circle, take elevator to the second floor at West Exit
 ③ The destination is in front of West ticket gate



Store Information

-  **Fukushima Station West Exit 2F,**
1-1 Sakae-cho, Fukushima-shi, Fukushima
-  024-525-6455  024-525-6455
-  <https://www.livit.jregroup.ne.jp/detail/350>
-  **8:00 - 11:00, 11:00 - 14:00, 14:00 - 18:00**
18:00 - 20:00 (L.O. 19:15)
-  **Open all year round**
-  **Separate smoking area available**
-  **44**
(Table: 28, Counter: 8, Smoking Areas: 8)
-  **880 - 1,100**
- Cash, Electronic money (Suica)**
- Advance Payment**

For more details

<https://app.wheelog.com/map/custom/admin/map?spotId=33682>



Goshuinsen Sendaiten



Doorway Step Height ≤ 2cm



Doorway Width ≥ 80cm



Accessibility available



Movable chairs



Restroom on same floor



Izakaya (restaurant/bar) that serves ox tongue, hitsumabushi (eel) and seafood dishes



① Exterior

Hinged door / No steps



② Inside

Accessible Elevator



③ Doorway

Automatic door / No steps
Entrance width - 120cm



④ Interior

No steps



⑤ Interior

Counter seating
Tabletop - 78cm / Under tabletop - 69cm



⑥ Table

Table leg in middle
Tabletop - 70cm / Under tabletop - 63cm




⑦ Table

Seating on passage side available



⑧ Interior

Enough space in hallway for 2 wheelchairs
Aisle width - 140cm



⑨ Inside

No accessible restroom

Additional Information

Manual wheelchair user

The aisles are wide at the counter and near the tables around the entrance with space enough for a wheelchair to be turned around. Multipurpose toilets are located in the subway yard of the nearest station.

Specialties

*The simplified item name below may differ from the actual name on the menu

Japanese food



Beef tongue Hitsumabushi



Cutlet bowl set meal



Assorted Sashimi platter

Accessibility Information



Straw



Spoon Fork



Light plate / cup



Can be thinly cut



Minced food



Thickened food



Check payable at table



Accommodates for food allergies



Wheelchair charging



Braille menu



Writing service

Tourist Information



Vegetarian food negotiable



Muslim Accommodates for Muslims



Wi-Fi Free



Menu with pictures



Translation device



Finger pointing translation sheets



Multilingual website



Social media



Overseas website



Foreign language menu



Multilingual staff

Accessible Route Information

Route from closest station

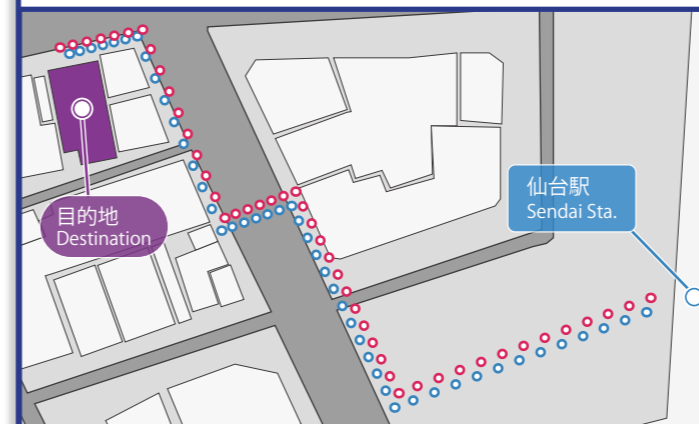
380m from Sendai Station West Exit

- Go to West exit out of the central ticket gate
- Take the elevator to the 2F, go to West exit through East-West Passage
- Take the elevator in the Electronics Store to the 1F at Station-front Deck
- Alight the elevator, turn left and go 70m
- Turn left at the junction, go 40m and the destination is on B1F of the building on the left

Route from stadium

Miyagi Stadium

- Take Shuttle Bus to Sendai Station:East Exit Bus Pool
- Take the elevator to the 2F, go to West Exit through East-West Passage
- Take the elevator in the Electronics Store to the 1F at Station-front Deck
- Alight the elevator, turn left and go 70m
- Turn left at the junction, go 40m and the destination is on B1F of the building on the left



Store Information

Shogin Bldg. B1F, 3-1-24 Chuo, Aoba-ku, Sendai-shi, Miyagi

022-225-6868

<https://goshuinsen-sendai.gorp.jp/>

Mon - Fri:
11:15 - 14:00 (F.L.O. 13:40 / D.L.O. 13:40)
17:00 - 23:00 (F.L.O. 22:15 / D.L.O. 22:30)
Sat: 11:15 - 23:00 (F.L.O. 22:15 / D.L.O. 22:30)
Sun / Holiday / Day before Holiday:
11:15 - 22:00 (F.L.O. 21:15 / D.L.O. 21:30)

Open all year round

Smoking

220

Lunch: 800 - 2,000
Dinner: 3,500 - 4,000

Cash, Credit card (VISA, Master, JCB, Amex, Diners)

Later Payment

For more details

<https://app.wheelog.com/map/custom/admin/map?spotId=39386>



Gyutan Tsukasa Higashiguchiten



- Doorway Step Height ≤ 2cm
- Doorway Width ≥ 80cm
- Accessibility available
- Movable chairs
- Restroom on same floor

Restaurant specializing in ox tongue dishes inside the Daiwa Roynet Hotel providing grilled thickly sliced aged ox tongue

① Exterior

Located on 1F of Daiwa Roynet Hotel Sendai

② Doorway

Automatic door / No steps
Entrance width - 118cm

③ Doorway

Middle door is Sliding door / No steps

④ Interior

Safe passage for manual wheelchair
Aisle width - 73cm

⑤ Table

Table leg in middle
Tabletop - 72cm / Under tabletop - 68.5cm

⑥ Table

Movable tables and chairs
Size of chair seat - 41cm

⑦ Restroom

No accessible restroom
Entrance width - 60cm / Steps 3cm

⑧ Restroom

Private room
Entrance width - 57cm

⑨ Restroom

Accessible restroom in the bldg.
Handrail: Fixed (L) / Movable (R)

Additional Information

The ramp towards the back from the entrance is steep.
There is a multipurpose toilet on the second floor of the hotel but it can only be accessed from outside.
Please contact the restaurant in advance concerning vegetarian options.

Manual wheelchair user

Specialties

*The simplified item name below may differ from the actual name on the menu

Japanese food



Ox tongue



Beef tongue shabu-shabu



A la carte

Accessibility Information

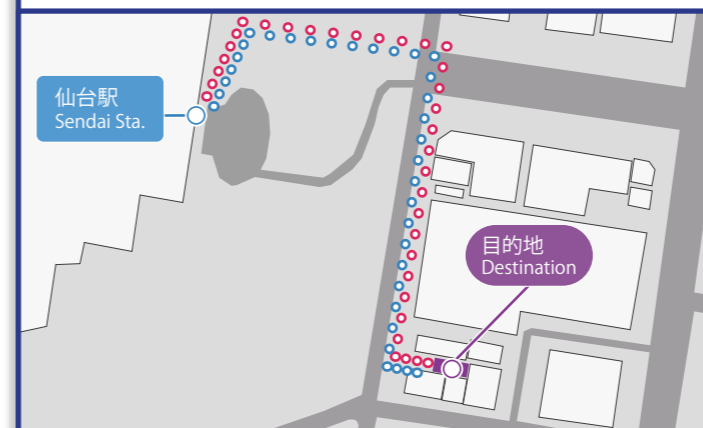
- Straw
- Spoon Fork
- Light plate / cup
- Can be thinly cut
- Minced food
- Thickened food
- Check payable at table
- Accommodates for food allergies
- Wheelchair charging
- Braille menu
- Writing service

Tourist Information

- Vegetarian food negotiable
- Muslim Accommodates for Muslims
- Wi-Fi Free
- Menu with pictures
- Translation device
- Finger pointing translation sheets
- Multilingual website
- Social media
- Overseas website
- Foreign language menu (English)
- Multilingual staff (English)

Accessible Route Information

- Route from closest station**
- 380m from Sendai Station East Exit**
- Turn left out of East exit and take elevator at Bus Pool to the 1F
 - Alight the elevator and go 70m
 - Cross the crosswalk at the junction and turn right, go 150m
 - The destination is on 1F of the Hotel
- Route from stadium**
- Miyagi Stadium**
- Take Shuttle Bus to Sendai Station:East Exit Bus Pool
 - Go 70m in the Bus Pool
 - Cross the crosswalk at the junction and turn right, go 150m
 - The destination is on 1F of the Hotel



Store Information

- aiwa Roynet Hotel Sendai 1F, 1-2-37 Tsutsujigaoka, Miyagino-ku, Sendai-shi, Miyagi
- 022-298-7388
- <http://www.gyutan-tsukasa.co.jp/>
- 11:30 - 14:30 (L.O. 14:00)
17:00 - 23:00 (L.O. 22:30)
- No weekly holidays
- Non-smoking from 11:30 to 14:00
- 55
- Lunch: 2,000
Dinner: 2,000 - 3,000
- Cash, Credit card (VISA, Master, Union, JCB, Amex, Diners)
- Later Payment

For more details

<https://app.wheelog.com/map/custom/admin/map?spotId=34000>



Gyutan Sumiyaki Rikyu Nakakecho



Doorway Step
Height ≤ 2cm



Doorway
Width ≥ 80cm



Accessibility
available



Movable
chairs



Restroom on
same floor



Restaurant specializing in Sendai-style gourmet charcoal-grilled ox tongue



① Exterior

Located on 1F of JY Bldg.



② Doorway

Automatic door / No steps



③ Doorway

Entrance width - 90cm



④ Table

Movable tables and chairs
Size of chair seat - 40.5cm



⑤ Interior

Enough turning space for wheelchair
Aisle width - 100cm



⑥ Table

Table leg in middle
Tabletop - 71.5cm / Under tabletop - 69.5cm



⑦ Interior

Private room with horigotatsu-seating
(sunken floor seating)



⑧ Private room

Private room with horigotatsu-seating
(sunken floor seating)



⑨ Restroom

No accessible restroom
Entrance width - 12cm / Step 50cm

Additional Information

Wheelchairs users could get the support of opening the entrance by advance notice.
Multipurpose toilets are located in commercial facilities in the vicinity.

Manual wheelchair user

Specialties

*The simplified item name below may differ from the actual name on the menu

Japanese food



Beef tongue set meal



Beef tongue sushi



Beef tongue stew

Accessibility Information



Straw



Spoon
Fork



Light
plate / cup



Can be
thinly cut



Minced
food



Thickened
food



Check
payable
at table



Accommodates
for food
allergies



Wheelchair
charging



Braille
menu



Writing
service

Tourist Information



Vegetarian
food
negotiable

Muslim

Accommodates
for Muslims



Wi-Fi



Menu with
pictures



Translation
device



Finger
pointing
translation
sheets



Multilingual
website



Social
media



Overseas
website



Foreign language
menu
(English)



Multilingual staff
(English・Chinese)

Accessible Route Information

Route from closest station

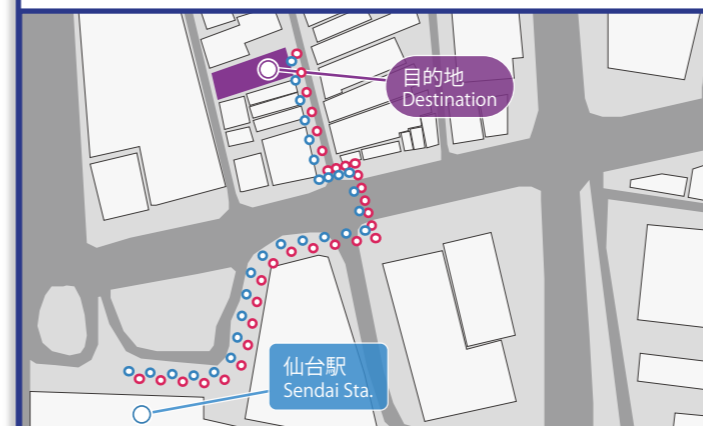
260m from Sendai Station West Exit

- Exit West exit, turn right and go 160m on Station-front Deck
- Take the elevator to the first floor at outside of the Multi-Complex
- Cross the crosswalk at the junction
- Go 60m through shopping strip and the destination is on the left

Route from stadium

Miyagi Stadium

- Take Shuttle Bus to Sendai Station:East Exit Bus Pool
- Take the elevator to the second floor, go to West Exit through East-West Passage
- Exit the West Exit, turn right and go 160m on Station-front Deck
- Take the elevator to the first floor at outside of the Multi-Complex
- Cross the crosswalk at the junction
- Go 60m through shopping strip and the destination is on the left



Store Information

JY Bldg. 1F, 1-8-29 Chuo, Aoba-ku,
Sendai-shi, Miyagi

022-713-9677

<https://rikyu-nakakecho.gorp.jp/>

11:00 - 15:00
15:30 - 23:00 (L.O. 22:30)

Open all year round

Smoking area inside

67

Lunch: ~ 2,000
Dinner: 2,000 - 3,000

Cash, Credit card, Electronic money
(VISA, Master, JCB, Amex, Diners,
Discover, Suica, WAON, nanaco, Edy,
iD, QUIC, LINE, Ali)

Later Payment

For more details

[https://app.wheelog.com/map/
custom/admin/map?spotId=33982](https://app.wheelog.com/map/custom/admin/map?spotId=33982)



Restaurant Jolie



Doorway Step
Height ≤ 2cm



Doorway
Width ≥ 80cm



Accessibility
available



Movable
chairs



Restroom on
same floor



Hotel-managed restaurant that serves original dishes combining Italian and French food

① Exterior



Located on 1F of Hotel JAL City Sendai

② Doorway



Open to the public during business hours
Entrance width - 145cm

③ Interior



Enough space to maneuver a wheelchair
Aisle width - 130cm

④ Aisle



Movable tables and chairs
Size of chair seat - 44cm

⑤ Interior




Buffet salad counter

⑥ Table



Table leg in middle
Tabletop - 69cm / Under tabletop - 66.5cm

⑦ Inside



Accessible restroom on 2F of the same bldg.
Manual Sliding door

⑧ Restroom



Handrail: Fixed (L) / Movable (R)

⑨ Restroom



EV inside the hotel

Additional Information

The interior of the restaurant is large and can seat up to 80 people with standing room for 100 people. Therefore, multiple electric wheelchairs can be accommodated for. Lunch is half-buffet style but please ask the staff if assistance is required. Reception staff can speak English. Please contact the restaurant in advance to have food thickened.

Manual wheelchair user

Specialties

*The simplified item name below may differ from the actual name on the menu

Western food



Beef Stew



Lunch buffet



Dessert buffet

Accessibility Information

- Straw
- Spoon Fork
- Light plate / cup
- Can be thinly cut
- Minced food
- Thickened food
- Check payable at table
- Accommodates for food allergies
- Wheelchair charging
- Braille menu
- Writing service

Tourist Information

- Vegetarian food negotiable
- Muslim Accommodates for Muslims
- Wi-Fi Free
- Menu with pictures
- Translation device
- Finger pointing translation sheets
- Multilingual website
- Social media
- Overseas website
- Foreign language menu (English)
- Multilingual staff (English)

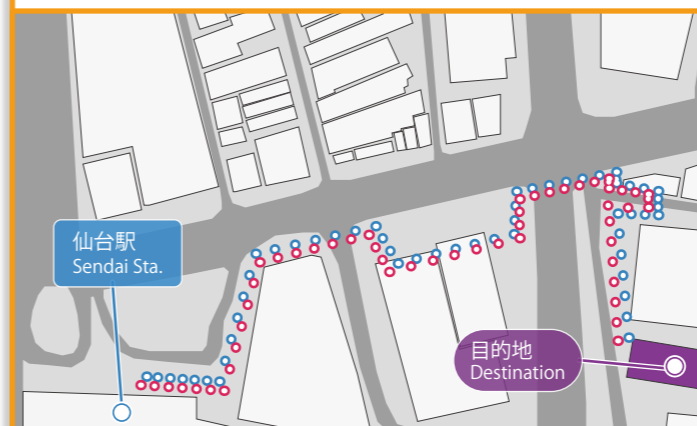
Accessible Route Information

Route from closest station - 500m from Sendai Station West Exit

- Exit West exit, turn right and go 160m on Station-front Deck
- Go through inside the Multi-Complex, go on North side Station-front Deck
- Take the elevator to the first floor, turn right
- Turn left on the corner, go 30m, turn right in front of the restaurant, step on to sidewalk and turn right, go 30m
- Turn left on the corner, go 90m and the destination is on 1F of the Hotel on the left

Route from stadium - Miyagi StadiumMiyagi Stadium

- Take Shuttle Bus to Sendai Station:East Exit Bus Pool
- Take the elevator to the 2F, go to West Exit through East-West Passage
- Exit the West Exit, turn right and go 160m on Station-front Deck
- Go through inside the Multi-Complex, go on North side Station-front Deck
- Take the elevator to the first floor, turn right
- Turn left on the corner, go 30m, turn right in front of the restaurant, step on to sidewalk and turn right, go 30m
- Turn left on the corner, go 90m and the destination is on 1F of the Hotel on the left



Store Information

Hotel JAL City Sendai 1F, 1-2-12 Kakyoin, Aoba-ku, Sendai-shi, Miyagi

022-216-4755 022-711-2582 (Hotel)

<https://www.sendai.jalcity.co.jp/>

6:30 - 10:30 (L.O. 10:00)
11:30 - 14:30 (L.O. 14:00)
14:00 - 17:00 (L.O. 17:00)
17:00 - 22:00 (L.O. 21:30)

Open all year round

Non-smoking

70

Lunch: 1,200 - 2,000
Dinner: 3,000 - 5,000

Cash, Credit card (VISA, Master, JCB, Amex, Diners)

Later Payment

For more details

<https://app.wheelog.com/map/custom/admin/map?spotId=39385>



DUCCA

- Doorway Step Height ≤ 2cm
- Doorway Width ≥ 80cm
- Accessibility available
- Movable chairs
- Restroom on same floor



Italian/Japanese dining that offers various kinds of dishes full of local ingredients, such as pizza, sashimi, ox tongue, etc.

① Doorway

Open entrance with No steps
Entrance width - 250cm

② Interior

Safe passage for manual wheelchair

③ Interior

No steps

④ Interior

Enough turning space for wheelchair
Aisle width - 120cm

⑤ Aisle

Movable chairs
Size of chair seat - 44cm

⑥ Table

Round-table
Tabletop - 70cm / Under tabletop - 67cm

⑦ Restroom

Accessible restroom on the same floor
Manual Sliding door

⑧ Restroom

Handrail: Movable (L) / Movable (R)

⑨ Inside

Accessible Elevator

Additional Information

Regularly used by those in wheelchairs. Please contact the restaurant in advance concerning any allergies, chopping up food and thickening food. Pureed meals can be brought in to be prepared for a second time. The multipurpose toilet inside the restaurant is small for wheelchair users but a partition can be placed in front of the door. There is a large multipurpose toilet that can accommodate a wheelchair located at the nearest subway station.

Manual wheelchair user

Specialties

*The simplified item name below may differ from the actual name on the menu

Western food



Accessibility Information

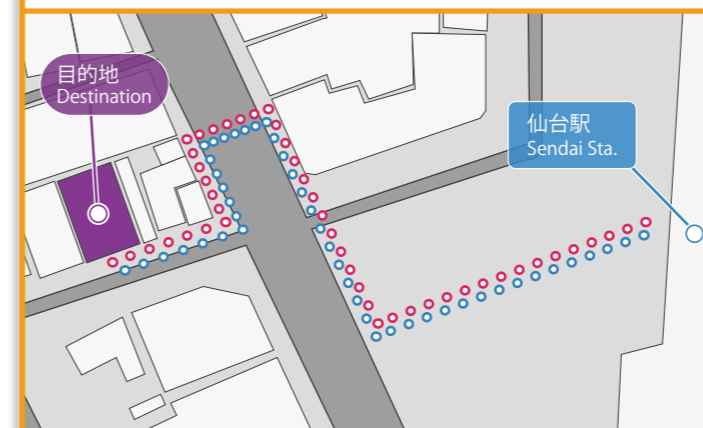
- Straw
- Spoon Fork
- Light plate / cup
- Can be thinly cut
- Minced food
- Thickened food
- Check payable at table
- Accommodates for food allergies
- Wheelchair charging
- Braille menu
- Writing service

Tourist Information

- Vegetarian food negotiable
- Muslim Accommodates for Muslims
- Wi-Fi Free
- Menu with pictures
- Translation device
- Finger pointing translation sheets
- Multilingual website
- Social media
- Overseas website
- Foreign language menu (English-Chinese)
- Multilingual staff

Accessible Route Information

- Route from closest station**
280m from Sendai Station West Exit
- Exit the Central ticket gate, then go to the West exit
 - Take the elevator in the electronics store to the first floor at station-front deck
 - Exit the elevator, turn right and go 60m
 - Turn right on the corner of the junction, go 60m and the destination is on the third floor of the building
- Route from stadium**
Miyagi Stadium
- Take Shuttle Bus to Sendai Station:East Exit Bus Pool
 - Take the elevator to the second floor, go to West Exit through East-West Passage
 - Exit Central ticket gate, go to West Exit
 - Take the elevator in the Electronics Store to the first floor at Station-front Deck
 - Alight the elevator, turn right and go 60m
 - Turn right on the corner of the junction, go 60m and the destination is on 3F of the building



Store Information

- Max Makuta Bldg. 3F, 3-6-10 Chuo, Aoba-ku, Sendai-shi, Miyagi
- 022-716-2611 022-716-2612
- <https://ducca-sendai.owst.jp/>
- Mon - Thu / Sun / Holiday: 17:00 - 0:00 (F.L.O. 23:00 / D.L.O. 23:30)
Fri / Sat / Day before Holiday: 17:00 - 1:00 (F.L.O. 0:00 / D.L.O. 0:30)
- Open all year round
- Smoking
- 180
- 3,000 - 4,000
- Cash, Credit card, Electronic money (VISA, Master, JCB, Amex, WAON, nanaco, Edy, iD, QUIC, Pay, Ali, d, Yucho)
- Later Payment

For more details

<https://app.wheelog.com/map/custom/admin/map?spotId=33750>



Soupcurry Vajraroad Sendai AER



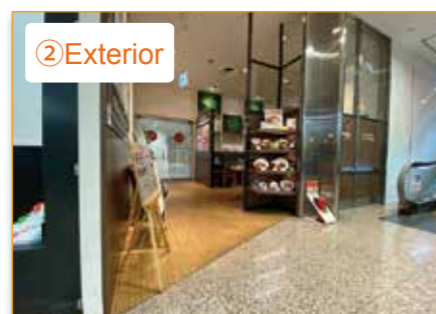
- Doorway Step Height ≤ 2cm
- Doorway Width ≥ 80cm
- Accessibility available
- Movable chairs
- Restroom on same floor

Curry soup restaurant that uses plenty of local seasonal ingredients



① Exterior

Entrance at office bldg./entrance width - 100cm
Hinged (push open) door / No steps



② Exterior

Entrance inside AER
Open entrance with no steps



③ Interior

No steps



④ Aisle

Safe passage for a manual wheelchair
Aisle width - 90cm



⑤ Interior

Go up 2 steps to a floor with more tables



⑥ Table

Table leg in middle
Tabletop - 69cm / Under tabletop - 66.5cm



⑦ Table

Movable tables and chairs
Size of chair seat - 43cm



⑧ Restroom

Accessible restroom on the same floor
Handrail: Fixed (L) / Movable (R)



⑨ Restroom

Accessible restroom on the same floor
Handrail: Fixed (L) / Fixed (R)

Additional Information

Multipurpose toilets are located in the office and commercial areas on the same floor.
Staff can provide translations using a smartphone.

Manual wheelchair user

Specialties

*The simplified item name below may differ from the actual name on the menu

Western food



Chicken leg curry



Soup curry set



Bacon curry

Accessibility Information

- Straw
- Spoon Fork
- Light plate / cup
- Can be thinly cut
- Minced food
- Thickened food
- Check payable at table
- Accommodates for food allergies
- Wheelchair charging
- Braille menu
- Writing service

Tourist Information

- Vegetarian food negotiable
- Muslim Accommodates for Muslims
- Wi-Fi Free
- Menu with pictures
- Translation device
- Finger pointing translation sheets
- Multilingual website
- Social media
- Overseas website
- Foreign language menu
- Multilingual staff (English)

Accessible Route Information

Route from closest station

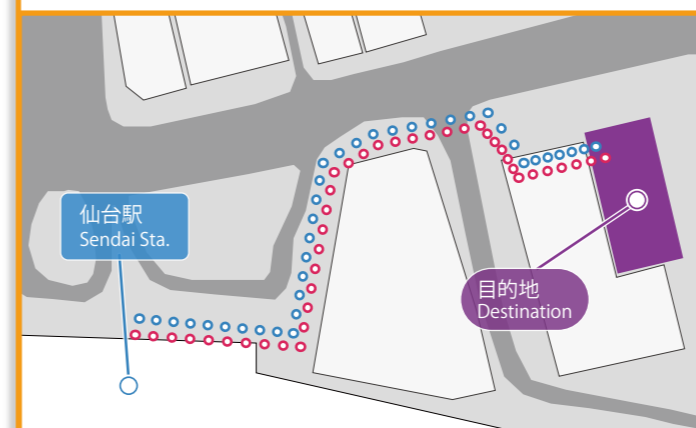
230m from Sendai Station West Exit

- Exit West exit, turn right and go to Station-front Deck
- Go 230m on the Deck and the destination is on 2F of the Multi-Complex

Route from stadium

Miyagi Stadium

- Take Shuttle Bus to Sendai Station:East Exit Bus Pool
- Take the elevator to the second floor, go to West Exit through East-West Passage
- Exit the West Exit, turn right and go to Station-front Deck
- Go 230m on the Deck and the destination is on 2F of the Multi-Complex



Store Information

AER 1F, 1-3-1 Chuo, Aoba-ku, Sendai-shi, Miyagi

022-265-0551

<https://www.vajraroad.com/>

Mon - Sat: 10:00 - 21:00 (L.O. 20:00)
Sun / Holiday: 10:00 - 20:00 (L.O. 19:00)

12/31, 1/1, Facility Holiday

Non-smoking

46

~ 2,000

Cash, Credit card, Electronic money (VISA, Master, JCB, Amex, Diners, Suica, WAON, nanaco, Edy, QUIC, Pay, Ali)
Later Payment

For more details

<https://app.wheelog.com/map/custom/admin/map?spotId=33981>



FOREST KITCHEN with Outdoor Living




- Doorway Step Height ≤ 2cm
- Doorway Width ≥ 80cm
- Accessibility available
- Movable chairs
- Restroom on same floor

Restaurant that serves dishes full of local Tohoku ingredients, directly accessible from Sendai station



① Exterior

Located on 3F of Hotel Metropolitan Sendai East



② Doorway

Open entrance with No steps
Entrance width - 166cm



③ Interior

Tall counter / tall tables



④ Interior

Enough turning space for wheelchair
Aisle width - 130cm



⑤ Table

Table leg in middle
Tabletop - 71.5cm / Under tabletop - 68cm



⑥ Private room

Private room for large group



⑦ Terrace

Movable tables and chairs



⑧ Restroom

Accessible restroom on the same floor
Push-button Door



⑨ Restroom

Handrail: Movable (L) / Fixed (R)

Additional Information

Please contact in advance for vegetarian food, Muslim and thick meals.

Manual wheelchair user

Specialties

*The simplified item name below may differ from the actual name on the menu

Western food



Seafood risotto



Salad



Steak & Sausages

Accessibility Information

- Straw
- Spoon Fork
- Light plate / cup
- Can be thinly cut
- Minced food
- Thickened food
- Check payable at table
- Accommodates for food allergies
- Wheelchair charging
- Braille menu
- Writing service

Tourist Information

- Vegetarian food negotiable
- Muslim Accommodates for Muslims
- Wi-Fi Free
- Menu with pictures
- Translation device
- Finger pointing translation sheets
- Multilingual website
- Social media
- Overseas website
- Foreign language menu (English)
- Multilingual staff (English)

Accessible Route Information

Route from closest station

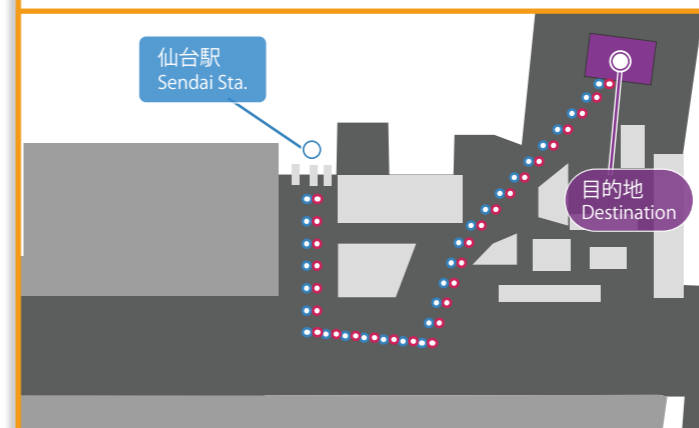
100m from Sendai Station East Exit

- Exit East exit and turn left
- Go through the market and into Hotel
- Take the elevator to the third floor and destination is there

Route from stadium

Miyagi Stadium

- Take Shuttle Bus to Sendai Station:East Exit Bus Pool
- Take the elevator to the second floor, go to West Exit through East-West Passage, turn right
- Go through the market and into Hotel
- Take the elevator to the third floor and the destination is there



Store Information

Hotel Metropolitan Sendai East 3F,
1-1-1 Chuo, Aoba-ku, Sendai-shi, Miyagi

022-794-8232 022-794-8233

<https://www.forestkitchen-outdoor.com/>

6:30 - 10:00 (L.O. 9:45),
11:30 - 15:00 (L.O. 14:30)

Mon - Thu:
17:00 - 22:30 (F.L.O. 21:30 / D.L.O. 22:00)
Fri / Sat / Day before Holiday:
17:00 - 23:00 (F.L.O. 22:00 / D.L.O. 22:30)
Sun / Holiday:
17:00 - 22:00 (F.L.O. 21:00 / D.L.O. 21:30)

Open all year round Non-smoking

274

Lunch: 3,000
Dinner: 5,000 ~

Cash, Credit card, Electronic money
(VISA, Master, Union, JCB, Amex, Diners,
Discover, Suica)

Later Payment

For more details

[https://app.wheelog.com/map/
custom/admin/map?spotId=33998](https://app.wheelog.com/map/custom/admin/map?spotId=33998)

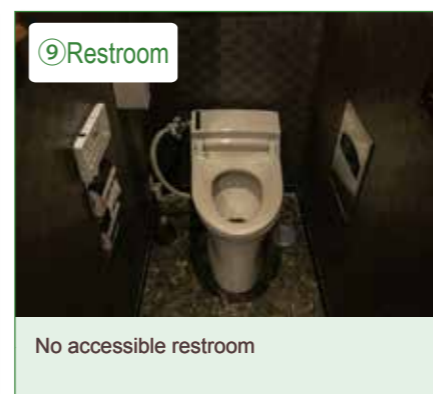

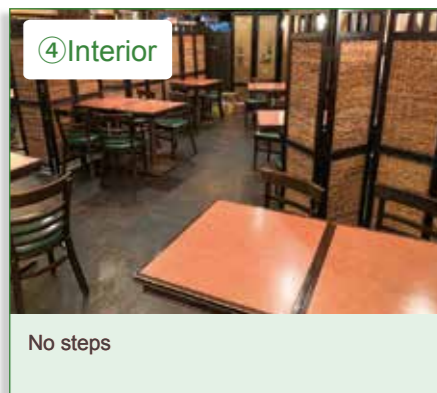
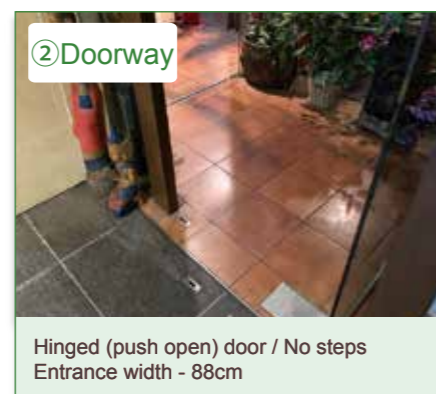



THAI Restaurant&Relaxation Tha Chang SENDAI

- Doorway Step Height ≤ 2cm
- Doorway Width ≥ 80cm
- Accessibility available
- Movable chairs
- Restroom on same floor



Thai restaurant in Sendai where one can taste authentic Thai dishes, such as summer rolls, tom yam kung, etc.



Additional Information

Manual wheelchair user

The restaurant will prepare seating that is easily accessible from the wider terrace entrance if advance notice is given.
There is a multipurpose toilet located on the ground floor of the facility.

Specialties

*The simplified item name below may differ from the actual name on the menu

International food



Accessibility Information

- Straw
- Spoon Fork
- Light plate / cup
- Can be thinly cut
- Minced food
- Thickened food
- Check payable at table
- Accommodates for food allergies
- Wheelchair charging
- Braille menu
- Writing service

Tourist Information

- Vegetarian food negotiable
- Muslim Accommodates for Muslims
- Wi-Fi Free
- Menu with pictures
- Translation device
- Finger pointing translation sheets
- Multilingual website
- Social media
- Overseas website
- Foreign language menu (English)
- Multilingual staff (English, Vietnamese, Thai, Burmese)

Accessible Route Information

Route from closest station

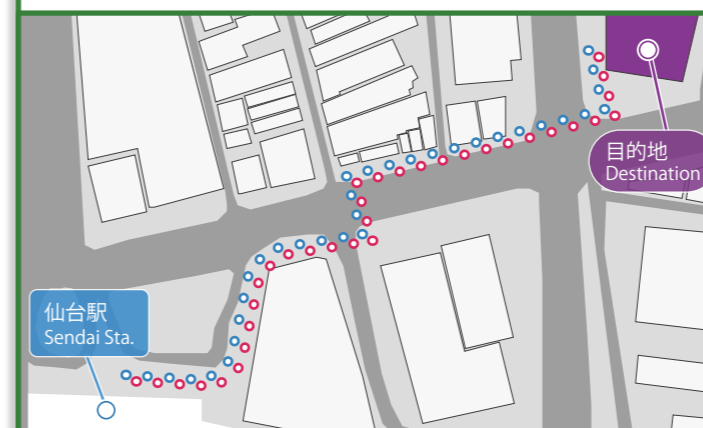
300m from Sendai Station West Exit

- Exit West exit, turn right and go 160m on Station-front Deck
- Take the elevator to the first floor at outside of the Multi-Complex
- Cross the crosswalk, turn right at the junction, go 110m
- Cross the crosswalk at the junction and the destination is on B1F of high-rise building

Route from stadium

Miyagi Stadium

- Take Shuttle Bus to Sendai Station:East Exit Bus Pool
- Take the elevator to the second floor, go to West Exit through East-West Passage
- Exit the West Exit, turn right and go 160m on Station-front Deck
- Take the elevator to the first floor at outside of the Multi-Complex
- Cross the crosswalk, turn right at the junction, go 110m
- Cross the crosswalk at the junction and the destination is on B1F of high-rise building



Store Information

Azur Sendai B1F, 1-1-1 Honcho, Aoba-ku, Sendai-shi, Miyagi

022-266-8980 03-5362-7470

<https://thachang.jp/>

11:30 - 15:00 (F.L.O. 14:30 / D.L.O. 14:30)
17:00 - 23:30 (F.L.O. 22:30 / D.L.O. 22:30)

12/31 - 1/2

Separate smoking area available

60

Lunch: 800
Dinner: 3,500

Cash

Later Payment

For more details

<https://app.wheelog.com/map/custom/admin/map?spotId=33892>



TFU Cafeteria Olive



Doorway Step
Height ≤ 2cm



Doorway
Width ≥ 80cm



Accessibility
available



Movable
chairs



Restroom on
same floor



University café open to anyone that uses a host of local ingredients

① Exterior



Located on 1F of Tohoku Fukushi University in Sendai Sta. East Exit campus

② Doorway



Sliding door / No steps
Entrance width - 156cm

③ Interior



Enough turning space for wheelchair

④ Interior



No steps

⑤ Aisle



Safe passage for manual wheelchair
Aisle width - 90cm

⑥ Table



Movable tables and chairs
Size of chair seat - 46cm

⑦ Interior



Tall counter

⑧ Table



Table leg in middle
Tabletop - 70.5cm / Under tabletop - 67cm

⑨ Restroom



Accessible restroom on the same floor
Handrail: Fixed (L) / Movable (R)

Additional Information

This is a cafe run by Support for Continuous Employment Type A.
Please contact in advance if one wishes to have a side dish cut up, chopped food or thickened food.

Manual wheelchair user

Specialties

*The simplified item name below may differ from the actual name on the menu

Cafe



Pasta salad lunch set



Pasta lunch course



Cake & Ice cream

Accessibility Information



Straw



Spoon
Fork



Light
plate / cup



Can be
thinly cut



Minced
food



Thickened
food



Check
payable
at table



Accommodates
for food
allergies



Wheelchair
charging



Braille
menu



Writing
service

Tourist Information



Vegetarian
food
negotiable



Muslim
Accommodates
for Muslims



Wi-Fi
Free



Menu with
pictures



Translation
device



Finger
pointing
translation
sheets



Multilingual
website



Social
media



Overseas
website



Foreign language
menu



Multilingual staff

Accessible Route Information

Route from closest station

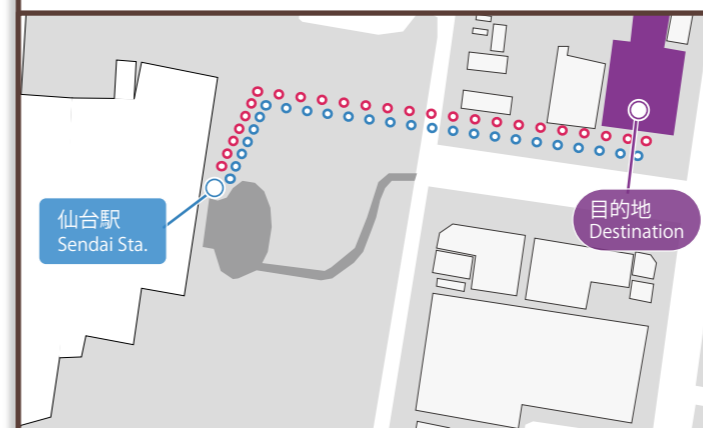
270m from Sendai Station East Exit

- ① Turn left out of East exit and take elevator at Bus Pool to the first floor
- ② Alight the elevator and go 70m
- ③ Cross the crosswalk at the junction and go 100m
- ④ The destination is on campus of the Univ.

Route from stadium

Miyagi Stadium

- ① Take Shuttle Bus to Sendai Station:East Exit Bus Pool
- ② Go 70m in the Bus Pool
- ③ Cross the crosswalk at the junction and go 100m
- ④ The destination is on campus of the Univ.



Store Information

Tohoku Fukushi University in Sendai Sta.
East Exit campus 1F, 2-5-26 Tsutsujigaoka,
Miyagino-ku, Sendai-shi, Miyagi

022-762-7827 022-762-7828

<https://www.cafeteriaolive.com/>

10:30 - 11:30, 11:30 - 14:00
14:00 - 17:00, 17:00 - 21:00 (L.O. 20:30)

Open all year round

Non-smoking

40

Lunch: 700 - 2,000
Dinner: 3,000

Cash

Later Payment

For more details

[https://app.wheelog.com/map/
custom/admin/map?spotId=33999](https://app.wheelog.com/map/custom/admin/map?spotId=33999)



Hoshiyama Coffee

AER Building



- Doorway Step
Height ≤ 2cm
- Doorway
Width ≥ 80cm
- Accessibility
available
- Movable
chairs
- Restroom on
same floor

Café filled with the aroma of freshly brewed coffee and 1,000 coffee cups lined up on the wall



① Exterior

Hinged (push open) door / No steps
Entrance width - 160cm



② Interior

Enough space in hallway for 2 wheelchairs
Aisle width - 150cm



③ Table

Table leg in middle
Tabletop - 68cm / Under tabletop - 65cm



④ Interior

Movable tables and chairs
Size of chair seat - 41cm



⑤ Interior

Enough turning space for wheelchair



⑥ Interior

Go up 2 steps to a floor with more tables



⑦ Interior

Couch



⑧ Restroom

Accessible restroom on the same floor
Push-button Door



⑨ Restroom

Handrail: Fixed (L) / Fixed (R)

Additional Information

Wheelchair charging is available at some seats.
There are multipurpose toilets located on the same floor in the office and commercial areas of the same building.

Manual wheelchair user

Specialties

*The simplified item name below may differ from the actual name on the menu

Cafe



Brulee



Mont Blanc



Cheesecake & Coffee

Accessibility Information

- Straw
- Spoon Fork
- Light plate / cup
- Can be thinly cut
- Minced food
- Thickened food
- Check payable at table
- Accommodates for food allergies
- Wheelchair charging
- Braille menu
- Writing service

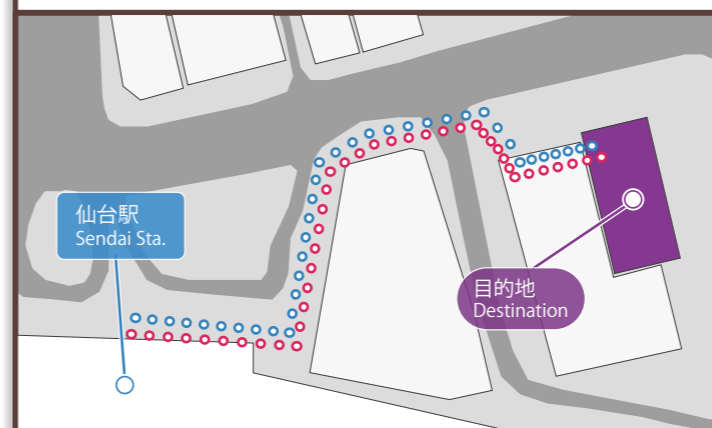
Tourist Information

- Vegetarian food negotiable
- Muslim Accommodates for Muslims
- Wi-Fi Free
- Menu with pictures
- Translation device
- Finger pointing translation sheets
- Multilingual website
- Social media
- Overseas website
- Foreign language menu (English)
- Multilingual staff

Accessible Route Information

- Route from closest station**
230m from Sendai Station West Exit
 ① Exit West exit, turn right to Station-front Deck
 ② Go 230m on the Deck and the destination is on 2F of Multi-Complex

- Route from stadium**
Miyagi Stadium
 ① Take Shuttle Bus to Sendai Station:East Exit Bus Pool
 ② Take the elevator to the second floor, go to West Exit through East-West Passage
 ③ Exit West exit, turn right to Station-front Deck
 ④ Go 230m on the Deck and the destination is on 2F of Multi-Complex



Store Information

- AER 2F, 1-3-1 Chuo, Aoba-ku, Sendai-shi, Miyagi
- 022-723-8111 022-724-1164
- <http://www.hoshiyama.co.jp/a-aire/>
- 10:00 - 20:00
- 12/31, 1/1, Facility Holiday
- Non-smoking
- 93
- ¥ 1,500 - 3,000
- Cash, Credit card, Electronic money (VISA, Master, Union, JCB, Amex, Diners, Suica, WAON, nanaco, Edy, iD, QUIC, Apple, Google)
- Later Payment

For more details

<https://app.wheelog.com/map/custom/admin/map?spotId=18585>

