








Family Crests of the Matsumoto Lords

Historically, Japanese families have shown their familial connections using emblems called *kamon*. These family crests appear on anything from formal kimonos to battle standards, household possessions, and even houses. Often, the symbols chosen for *kamon* are drawn from nature, such as the imperial household's stylized chrysanthemum, or a combination of geometric figures, like the three-diamond logo of the Mitsubishi company.

Below are the *kamon* of the samurai families who ruled Matsumoto Castle. Several of these emblems can be seen on the circular end caps on the inner eaves of the Kuromon Gate.

Crest	Family Name	Crest Name	Description
	Ishikawa Family (1590–1613)	<i>sasa rindō</i>	Gentian flowers with five leaves resembling those of bamboo
	Ogasawara Family (1613–1617)	<i>sangai-bishi</i>	Three overlapping diamonds
	Toda Family (1617–1633)	<i>hanare muttsu-boshi</i>	Six stars spaced to represent a filled circle
	Matsudaira Family (1633–1638)	<i>maru ni mitsuba aoi</i>	Three leaves of <i>futaba aoi</i> (<i>Asarum caulescens</i>) enclosed in a circle
	Hotta Family (1638–1642)	<i>kuromochi ni tate mukkō</i>	Vertical bird's nest on a black mochi cake
	Mizuno Family (1642–1725)	<i>maru ni tachi omodaka</i>	Vertical threeleaf arrowhead (<i>Sagittaria trifolia</i>) enclosed in a circle
	Toda Family (1726–1869)	<i>hanare muttsu-boshi</i>	Six stars spaced to represent a filled circle