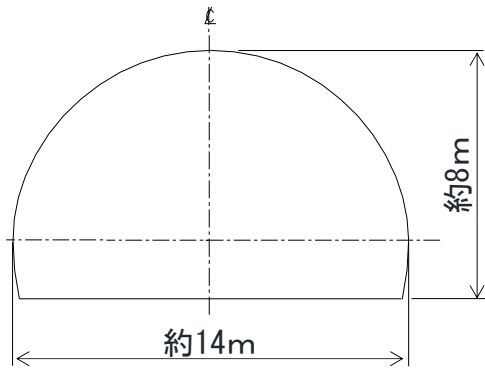


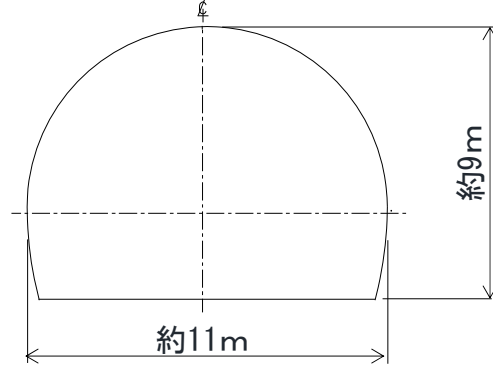
# 1、各トンネルの掘削断面

＜本坑＞



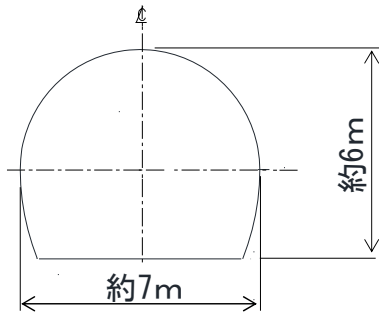
掘削断面積: 約100m<sup>2</sup>

＜千石斜坑・西俣斜坑＞



掘削断面積: 約80m<sup>2</sup>

＜先進坑＞

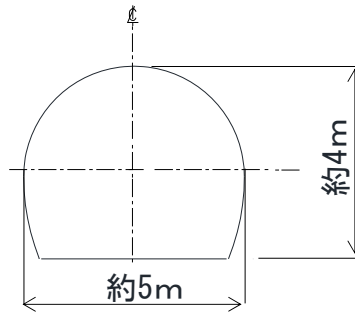


掘削断面積: 約35m<sup>2</sup>

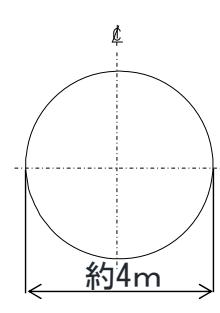
＜導水路トンネル＞

NATM掘削区間

TBM掘削区間



掘削断面積: 約20m<sup>2</sup>



掘削断面積: 約10m<sup>2</sup>